



# Annual Water License Report

---

**JACKFISH LAKE GENERATING STATION**  
WATER LICENSE NO. N1L1-1632

FOR THE CALENDAR YEAR  
**2019**

SUBMITTED TO  
THE MACKENZIE VALLEY LAND AND WATER BOARD



## Record of Monthly Water Use

The record of monthly water use is presented in Table 1: Record of Monthly Water Use.

## Modifications and Major Maintenance

Cables supplying “Town Feeder 2”, which connects to Northland Utilities distribution system, were replaced within the Jackfish substation.

## Annual Maintenance

Routine electrical and mechanical maintenance was completed.

## Engagement

NTPC carried out a detailed engagement process the months leading up to submitting the water licence renewal application in February 2019. This engagement process was completed to gather information from stakeholders to help guide on the water licence renewal application. The engagement process was guided by the *Jackfish Lake Generating Facility Engagement Plan* (NTPC, 2019) which was developed through consideration of the MVLWB Engagement Guidelines for Applicants and Holders of Water Licences and Land Use Permits, and the MVLWB Engagement and Consultation Policy.

A summary of the detailed engagement process that took place for the water licence renewal is presented in *Jackfish Lake Generating Facility Engagement Log*.

Some of the key milestones in the engagement process for the water licence renewal were:

- Email to all stakeholders with notification letter regarding the Northwest Territories Power Corporation’s water licence renewal application for the Jackfish Lake Generating Station in Yellowknife, NT. Also included the Draft Jackfish Lake Generating Station Water Licence Renewal Engagement Plan for review and comment.
- Follow up phone call to all stakeholders to verify receipt of Engagement Letter and Engagement Plan for the Jackfish Water Licence Renewal.
- In person meetings with stakeholders who requested meeting.
- Water Licence Renewal Ad for public input that was run in the Yellowknifer newspaper Ad and posted on the NTPC Facebook Page and Twitter.

## Emergency Preparedness

### Emergency Preparedness Plan

There were no revisions in 2019.

### Public Safety and Awareness Plan

The *Jackfish Lake Generating Facility- Public Safety and Awareness Plan* was developed as part of the Jackfish Water Licence Renewal and submitted to the MVLWB as part of the full application package on February 25, 2019. The plan went through the online review process and was updated as required.

### Spill Contingency Plan

The *Jackfish Lake Generating Facility- Spill Contingency Plan* was updated as part of the Jackfish Water Licence Renewal and submitted to the MVLWB as part of the full application package on February 25, 2019. The plan went through the online review process and was updated as required.

## Communications and Spill Training Exercises

All new employees received training in the Spill Response Plan, Spill Response training, an introduction to the Hazardous Waste Management Plan and the Environmental Management System. Training in these systems is reviewed every three years. Spill procedures and contact numbers are posted in the plant control room, Spill Response Plans and spill response kits and materials are present in each plant. Spill response equipment was reviewed and updated in 2019 with additional/replacement spill response kits placed at key locations throughout the site as identified in the Spill Reponse Plan.

## Unauthorized Discharges

There were no unauthorized discharges in 2019.

## Abandonment and Reclamation Plan

The *Jackfish Lake Generating Facility- Conceptual Abandonment and Restoration Plan* was updated as part of the Jackfish Water Licence Renewal and submitted to the MVLWB as part of the full application package on February 25, 2019. The plan went through the online review process and was updated as required.

## Operations, Maintenance and Surveillance Manual

The *Jackfish Lake Generating Facility- Operations, Maintenance and Surveillance Manual* was updated as part of the Jackfish Water Licence Renewal and submitted to the MVLWB as part of the full application package on February 25, 2019. The plan went through the online review process and was updated as required.

## Waste Management Plan

The *Jackfish Lake Generating Facility- Waste Management Plan* was updated as part of the Jackfish Water Licence Renewal and submitted to the MVLWB as part of the full application package on February 25, 2019. The plan went through the online review process and was updated as required.

## Geotechnical and Other Work

No work completed in 2019.

## Environmental

NTPC continues to monitor onsite impacts in relation to a spill that occurred in 2004 to ensure they do not migrate offsite. Seventeen groundwater monitoring wells at various locations around the site have been monitored for Benzene, Toluene, Ethylbenzene, Xylenes, PHC (F1) and PHC (F2) biannually since 2005. Monitoring was completed again in October, 2019. The 2019 Jackfish Groundwater Monitoring Report was submitted to ENR in December 2020.

NTPC initiated a monitoring program in 2018 to collect environmental data in preparation for the upcoming water license application in 2019, and to support subsequent monitoring under the new license.

The overall objective of the Jackfish Lake monitoring program is to collect environmental monitoring data to develop a baseline dataset for the environmental conditions within the lake and begin to analyze the potential effects of cooling water discharges on the Jackfish Lake. The monitoring components include:

- Water temperature
  - Thermistors were installed at the inlets and outlets for each cooling system
  - In-lake temperature loggers were installed at various locations across the lake
- Water level
- Water quality

- Phytoplankton
- Benthic invertebrate community and supporting sediment quality
- Fish (fish community and fish tissue chemistry)

Temperature and water level loggers were installed in March 2018. Five sampling events took place in 2018. No algal blooms were observed in Jackfish Lake in 2018. The findings of the one-year monitoring program were summarized in the *Jackfish Lake 2018 Environmental Monitoring Report* completed in early 2019 and submitted as part of the water license application in February 2019.

There was no requirement to complete environmental monitoring in 2019 under N1L1-1632. However NTPC continued to use the temperature loggers installed in 2018 to monitor water temperature at the inlets and outlets for the cooling systems and at the in-lake monitoring stations across the lake. Some seasonal water quality monitoring was completed as well. The 2018 and 2019 monitoring data will be used as baseline data in Thermal Plume Study and development of the Aquatics Effects Monitoring Program that are required under the new water licence.

NTPC has also partnered with Queen's University on a research project that aims to understand the cause(s) of the recent algal blooms at Jackfish Lake. They are using a paleolimnological approach to provide long-term environmental context to recent algal blooms in Jackfish Lake. This research will help contribute to the environmental understanding of algal blooms in Jackfish Lake. Any applicable results will be used to support the water license application process.

NTPC has no requirement to complete monitoring related to the algal blooms on Jackfish Lake but has been supporting GNWT ENR as they investigate this topic. On May 22, 2019 NTPC provided GNWT ENR water licence inspectors with a short memo outlining the details of the *P.rubensens* algal blooms which have occurred on Jackfish Lake. On June 23, 2019 NTPC reported an algal bloom on Jackfish Lake to GNWT ENR water licence inspectors and provided photos.

## Water Licence Renewal

Water licence N1L1-1632 expired on December 31, 2019. Throughout 2019 NTPC went through the water licence renewal process to obtain a new Type A water licence for the operation of the Jackfish Cooling Systems. The water licence renewal application package was developed in consultation with the MVLWB and was submitted in February 2019. The process and timelines for the renewal process for NTPC to obtain MVLWB Water Licence (MV2019L1-0001) is outlined in the MV2019L1-0001 – NTPC- Jackfish- Type A Water Licence Renewal- Work Plan V1.

Type A Water License MV2019L1-0001 was granted by the Minister of Environment and Natural Resources in accordance with *Mackenzie Valley Resource Management Act* and *Waters Act* on October 18, 2019.

## Compliance Summary – 2019

Table 1: Record of Monthly Water Use

	Water Usage (GPM)	Daily Usage (m <sup>3</sup> )	Monthly Usage (m <sup>3</sup> )
January	3,434	18,791	582,528
February	3,423	18,733	524,533
March	2,646	14,481	448,921
April	3,320	18,167	545,015
May	3,569	19,531	605,461
June	3,520	19,261	577,827
July	3,944	21,580	668,990
August	3,729	20,406	632,578
September	3,807	20,833	624,977
October	3,647	19,956	618,634
November	3,478	19,033	571,002
December	3,203	17,529	543,389

## Temperature Logging – 2019

NTPC began continuously logging temperature data at the plant intakes and discharges in the June 2019. March 2019 Monitored locations include:

- 2 water intakes and one discharge for the K Plant
- 1 water intake and one discharge for the EMD Plant
- 1 water intake and one discharge for the Cat Plant

Data is recorded in 15-minute intervals, and manually downloaded on a monthly basis. A full table of the data collected during the 2019 calendar year is provided in Appendix “A”.

Table 2: Summary of Maximum Recorded Temperatures

	<b>K-Plant Intake #1 °C</b>	<b>K-Plant Intake #2 °C</b>	<b>K-Plant Discharge °C</b>	<b>EMD Plant Intake °C</b>	<b>EMD Plant Discharge °C</b>	<b>Cat Plant Intake °C</b>	<b>Cat Plant Discharge °C</b>
Jun	17.74	14.77	19.68	17.99	21.77	20.03	19.24
Jul	19.22	17.34	26.82	19.35	34.13	21.47	32.28
Aug	18.94	18.5	19.6	18.79	24	19.5	24.25
Sep	14.35	14.34	14.69	14.37	28.14	14.37	20.97
Oct	8.64	8.61	9	8.66	15.35	8.86	16.88
Nov	1.54	1.54	5.61	1.87	18.36	1.55	9.63
Dec	1.66	1.65	2.45	1.83	17.52	1.66	11.44
<b>Annual</b>	<b>19.22</b>	<b>18.5</b>	<b>26.82</b>	<b>19.35</b>	<b>34.13</b>	<b>21.47</b>	<b>32.28</b>

Table 3: Summary of Average Recorded Temperatures

	<b>K-Plant Intake #1 °C</b>	<b>K-Plant Intake #2 °C</b>	<b>K-Plant Discharge °C</b>	<b>EMD Plant Intake °C</b>	<b>EMD Plant Discharge °C</b>	<b>Cat Plant Intake °C</b>	<b>Cat Plant Discharge °C</b>
<i>Jun</i>	12.8	9.8	18.0	11.5	12.5	17.5	17.2
<i>Jul</i>	15.5	14.3	17.6	15.2	16.0	17.1	17.2
<i>Aug</i>	15.9	15.4	16.3	15.8	15.9	16.1	16.2
<i>Sep</i>	12.1	12.1	12.3	12.1	13.8	12.1	12.4
<i>Oct</i>	5.0	5.0	5.1	5.0	5.8	4.9	5.4
<i>Nov</i>	1.4	1.4	1.6	1.5	3.6	1.4	1.8
<i>Dec</i>	1.6	1.6	1.6	1.6	5.2	1.5	2.1
<b>Annual</b>	<b>8.7</b>	<b>8.3</b>	<b>9.3</b>	<b>8.6</b>	<b>10.2</b>	<b>9.1</b>	<b>9.4</b>

Table 4: Summary of Minimum Recorded Temperatures

	<b>K-Plant Intake #1 °C</b>	<b>K-Plant Intake #2 °C</b>	<b>K-Plant Discharge °C</b>	<b>EMD Plant Intake °C</b>	<b>EMD Plant Discharge °C</b>	<b>Cat Plant Intake °C</b>	<b>Cat Plant Discharge °C</b>
<i>Jun</i>	9.2	8.46	16.41	8.77	9.27	12.58	14.5
<i>Jul</i>	12.48	8.62	14.46	10.13	11.88	14.3	14.4
<i>Aug</i>	14.14	13.93	14.38	14.11	14.23	14.27	14.36
<i>Sep</i>	8.6	8.59	8.74	8.65	9.18	8.63	8.91
<i>Oct</i>	1.23	1.23	1.34	1.31	1.41	1.2	1.54
<i>Nov</i>	1.33	1.33	1.41	1.36	1.36	1.28	1.44
<i>Dec</i>	1.43	1.43	1.54	1.49	1.59	1.38	1.7
<b>Annual</b>	<b>1.23</b>	<b>1.23</b>	<b>1.34</b>	<b>1.31</b>	<b>1.36</b>	<b>1.2</b>	<b>1.44</b>

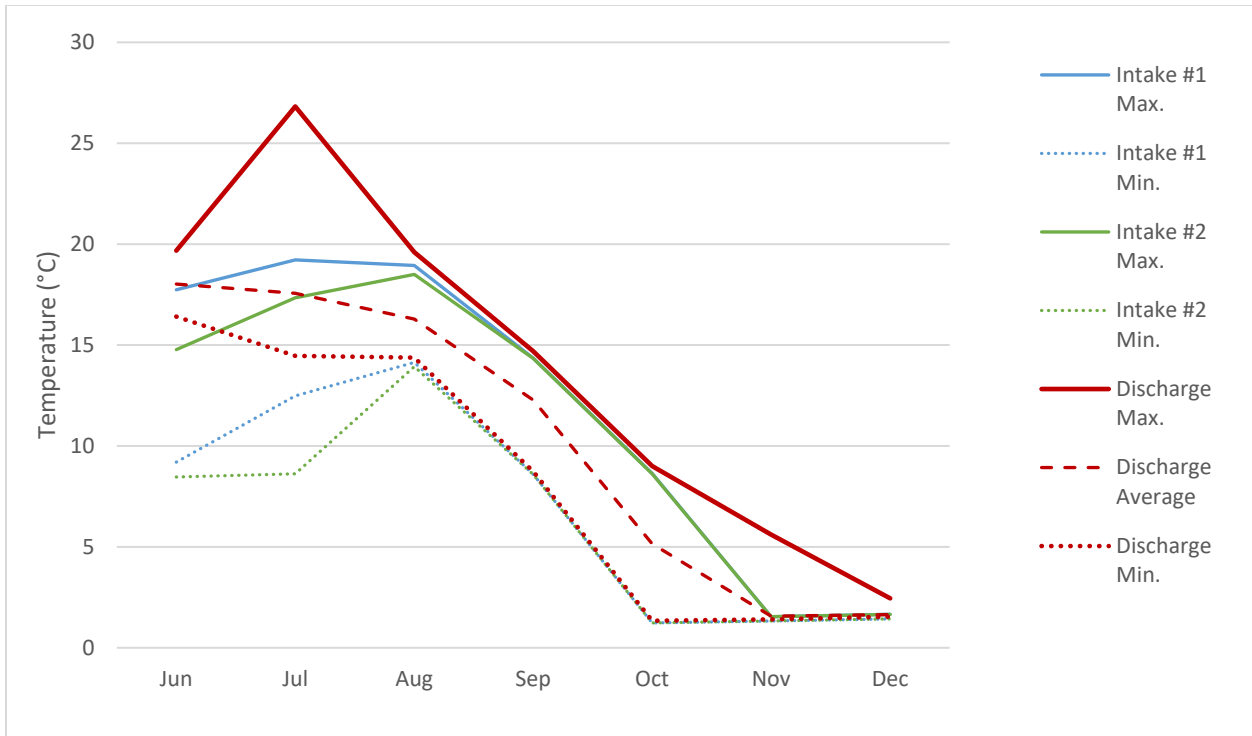


Figure 1: K-Plant Temperature Summary

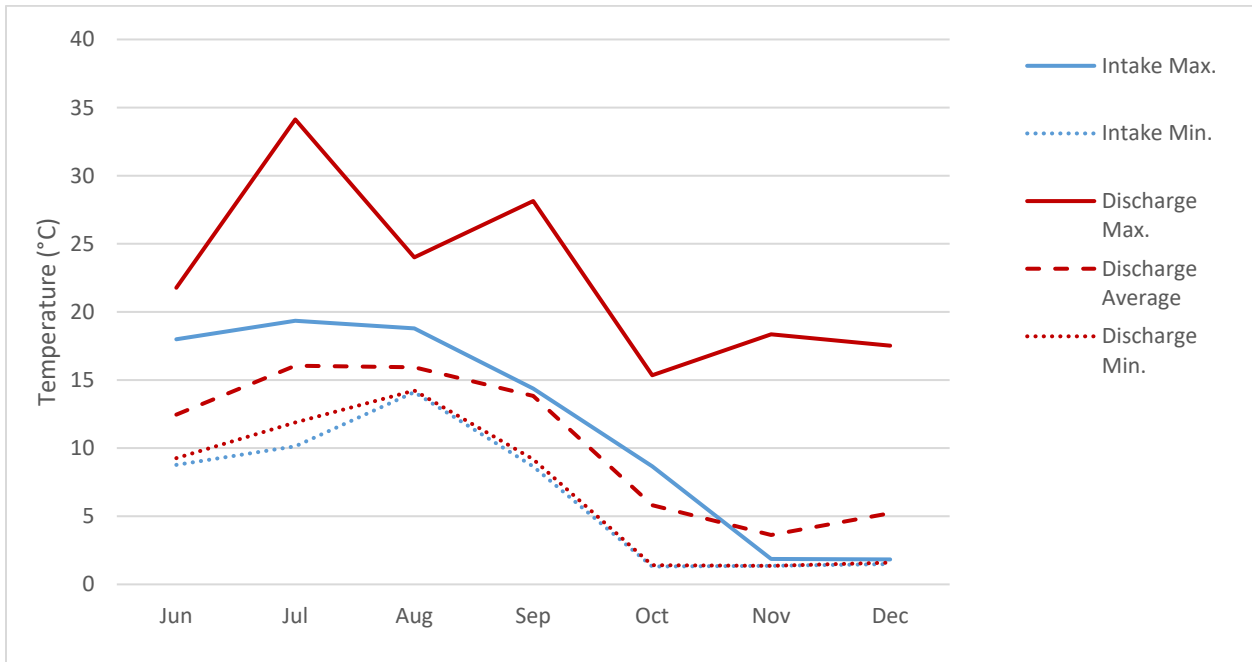


Figure 2: EMD Plant Temperature Summary

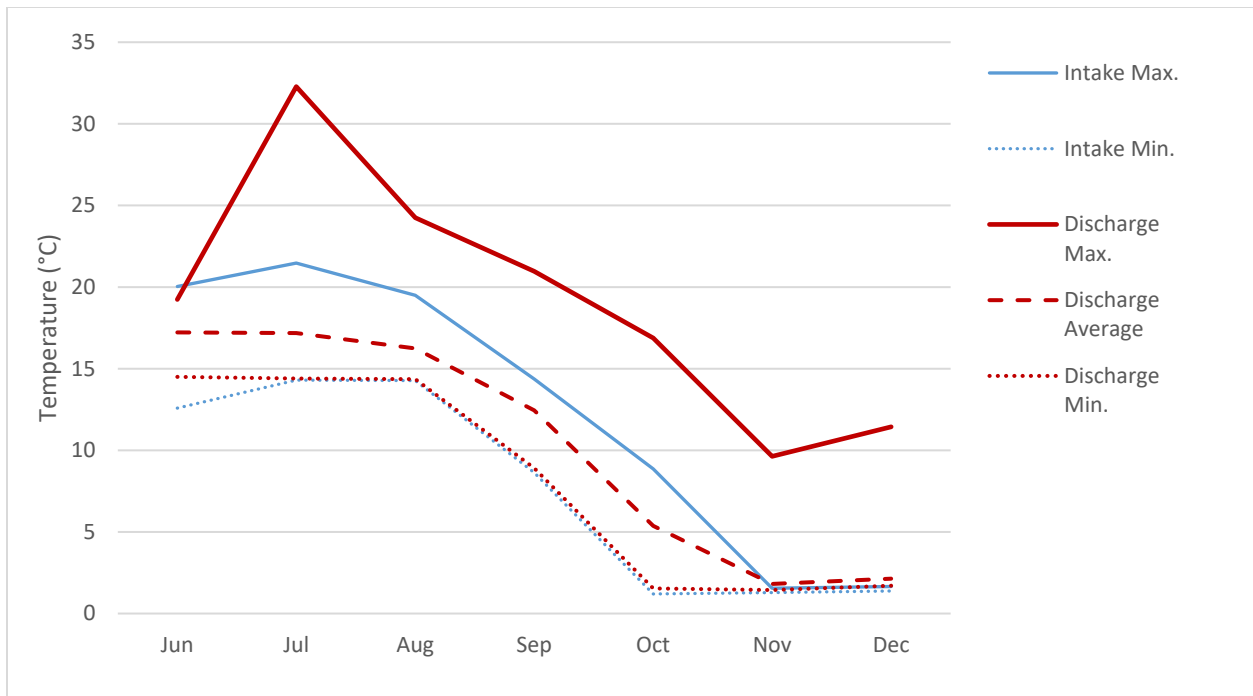


Figure 3: Cat Plant Temperature Summary



Date Time	K-Plant						
	K-Plant Intake #1 °C	K-Plant Intake #2 °C	EMD Plant Intake °C	Cat Plant Intake °C	Discharge °C	EMD Plant Discharge °C	Cat Plant Discharge °C
6/26/2019 12:30	10.44	9.65	9.87	16.13	18.49	10.27	16.05
6/26/2019 12:45	10.17	9.5	9.65	16.68	18.29	10.18	15.96
6/26/2019 13:00	10.29	9.39	9.83	17.68	18.4	10.59	16.03
6/26/2019 13:15	12.15	9.56	10.37	18.42	18.63	11.73	16.57
6/26/2019 13:30	13.29	9.98	12.74	19.32	18.93	12.87	17.22
6/26/2019 13:45	14.03	10.4	12.28	19.7	19.1	13.09	17.92
6/26/2019 14:00	13.43	10.31	12.8	19.69	19.22	12.96	18.38
6/26/2019 14:15	13.12	10.04	11.31	19.46	19.33	12.1	18.68
6/26/2019 14:30	11.95	9.87	10.47	19.68	19.45	12.1	18.77
6/26/2019 14:45	10.92	9.66	9.83	19.87	19.52	11.2	18.96
6/26/2019 15:00	10.46	9.52	9.93	19.92	19.58	10.57	19.13
6/26/2019 15:15	10.89	9.41	9.65	19.74	19.61	10.29	19.24
6/26/2019 15:30	12.22	9.41	9.51	19.66	19.55	9.69	18.74
6/26/2019 15:45	10.88	9.29	10.05	13.82	19.25	11.09	17.58
6/26/2019 16:00	9.57	9.16	9.39	12.61	19.04	9.93	15.56
6/26/2019 16:15	9.39	9.05	9.01	12.58	19.11	9.38	14.5
6/26/2019 16:30	9.25	8.89	8.91	18.89	19.24	9.27	14.94
6/26/2019 16:45	9.2	8.77	8.88	19.81	19.42	9.41	16.04
6/26/2019 17:00	10.89	8.78	10.25	19.68	19.55	10.93	17.37
6/26/2019 17:15	13.04	9.36	12.67	19.93	19.61	12.48	18.15
6/26/2019 17:30	14.24	10.99	13.32	20.03	19.66	13.43	18.61
6/26/2019 17:45	14.23	11.27	13.72	19.81	19.68	13.34	18.92
6/26/2019 18:00	11.99	11.23	10.83	19.84	19.66	11.88	19.1
6/26/2019 18:15	11.49	10.88	10.69	16.86	19.57	10.99	18.86
6/26/2019 18:30	10.63	9.9	9.8	14.36	19.28	10.25	17.41
6/26/2019 18:45	10.21	9.42	10.1	13.66	18.72	10.3	15.71
6/26/2019 19:00	11.13	9.31	11.19	13.39	18.09	11.68	15.02
6/26/2019 19:15	11.52	9.87	9.09	13.93	17.51	10.69	14.69
6/26/2019 19:30	10.89	9.39	8.77	15.02	17.29	9.93	14.85
6/26/2019 19:45	11.14	9.09	10.16	16.17	17.38	10.98	15.27
6/26/2019 20:00	12.25	8.99	9.53	16.6	17.96	10.86	15.7
6/26/2019 20:15	13.83	9.27	13.09	16.78	18.63	12.54	16.04
6/26/2019 20:30	14.75	11.58	14.79	16.85	19.03	14.65	16.34
6/26/2019 20:45	14.67	10.76	14.82	17.71	19.13	14.62	16.68
6/26/2019 21:00	14.59	9.37	11.9	16.61	19.04	13.33	16.8
6/26/2019 21:15	12.46	8.9	9.84	16.21	18.79	11.85	16.7
6/26/2019 21:30	11.78	8.96	9.46	16.25	18.26	10.49	16.5
6/26/2019 21:45	11.04	9.02	9.51	16.21	17.57	9.78	16.32
6/26/2019 22:00	10.32	8.97	9.41	16.19	17.07	9.77	16.21
6/26/2019 22:15	10.66	8.96	9.35	16.02	16.87	9.97	16.2
6/26/2019 22:30	10.42	8.85	10.32	15.75	16.82	10.26	16.08
6/26/2019 22:45	12.56	9.06	12.16	15.15	17.09	12.04	15.55
6/26/2019 23:00	12.21	10.29	12.37	15.89	17.59	12.59	15.47
6/26/2019 23:15	13.18	10.93	13.14	17.57	18.12	13.18	15.71

Date Time	K-Plant						
	K-Plant Intake #1 °C	K-Plant Intake #2 °C	EMD Plant Intake °C	Cat Plant Intake °C	K-Plant Discharge °C	EMD Plant Discharge °C	Cat Plant Discharge °C
6/26/2019 23:30	13.48	11.58	13.49	17.07	18.55	13.61	16.18
6/26/2019 23:45	13.13	11.74	13.03	17.05	18.77	13.28	16.44
6/27/2019 0:00	13.12	10.89	12.82	17.44	18.55	12.9	16.61
6/27/2019 0:15	12.74	9.79	12.3	17.21	18.35	12.13	16.65
6/27/2019 0:30	10.69	9.26	10.68	15.51	18.07	10.75	16.45
6/27/2019 0:45	10.42	9.15	10.52	15.59	17.88	10.7	15.79
6/27/2019 1:00	10.51	9.06	10.15	15.17	17.61	10.47	15.33
6/27/2019 1:15	11.69	8.87	9.81	16.41	17.55	10.62	15.25
6/27/2019 1:30	11.49	9	10.17	16.93	17.63	10.96	15.59
6/27/2019 1:45	12.11	8.92	11.12	16.94	17.77	11.56	15.92
6/27/2019 2:00	12.61	9.49	11.92	17.74	17.86	12.33	16.35
6/27/2019 2:15	12.91	9.78	12.48	17.99	17.99	12.63	16.71
6/27/2019 2:30	12.73	9.55	11.34	18.28	18.09	12.26	16.98
6/27/2019 2:45	12.62	9.04	11.44	18.27	18.12	11.74	17.16
6/27/2019 3:00	11.87	8.87	10.83	16.74	18.07	11.85	17.16
6/27/2019 3:15	12.33	9.08	10.75	16.79	17.95	11.46	16.76
6/27/2019 3:30	12.09	9.63	11.45	16.67	17.78	11.63	16.57
6/27/2019 3:45	11.82	9.32	10.29	16.58	17.7	10.99	16.52
6/27/2019 4:00	11.23	9.2	9.44	16.83	17.7	10.73	16.47
6/27/2019 4:15	11.18	9.21	10.49	16.91	17.73	10.97	16.52
6/27/2019 4:30	11.09	9.27	10.5	17.33	17.75	11.18	16.64
6/27/2019 4:45	11.61	9.34	10.65	17.45	17.82	11.32	16.73
6/27/2019 5:00	11.31	9.25	10.53	17.47	17.86	11.24	16.82
6/27/2019 5:15	12	9.2	10.38	17.27	17.81	11.43	16.83
6/27/2019 5:30	12.28	9.47	10.91	17.31	17.74	12.08	16.89
6/27/2019 5:45	12.25	9.44	10.84	17.45	17.71	11.63	16.92
6/27/2019 6:00	12.51	9.37	10.46	17.39	17.68	11.52	16.88
6/27/2019 6:15	12.52	9.4	10.24	17.52	17.67	11.12	16.94
6/27/2019 6:30	12.1	9.46	11.28	17.34	17.6	11.9	16.85
6/27/2019 6:45	12.35	9.4	11.33	16.84	17.48	11.84	16.81
6/27/2019 7:00	12.14	9.22	10.55	16.51	17.48	11.54	16.61
6/27/2019 7:15	11.45	9.03	9.64	16.81	17.45	10.54	16.37
6/27/2019 7:30	10.46	8.96	9.5	16.74	17.5	10.29	16.23
6/27/2019 7:45	10.52	8.86	9.3	16.98	17.52	10.24	16.2
6/27/2019 8:00	10.8	8.86	9.87	16.55	17.54	10.5	16.14
6/27/2019 8:15	12.03	9.09	10.51	16.07	17.39	11.38	16.05
6/27/2019 8:30	12.01	9.39	11.62	16.16	17.36	11.8	15.95
6/27/2019 8:45	12.49	10.22	12.77	16.8	17.3	12.5	15.95
6/27/2019 9:00	12.72	11.08	12.43	16.52	17.24	12.4	15.99
6/27/2019 9:15	12.45	10.85	12.19	16.45	17.28	12.43	15.96
6/27/2019 9:30	12.76	10.72	12.3	15.99	17.32	12.54	15.94
6/27/2019 9:45	12.21	10.43	11.78	16.37	17.25	12.45	15.9
6/27/2019 10:00	12.47	10.42	12.23	16.02	17.14	12.37	15.95
6/27/2019 10:15	12.07	10.2	11.47	15.65	16.96	11.88	15.75

Date Time	K-Plant						
	K-Plant Intake #1 °C	K-Plant Intake #2 °C	EMD Plant Intake °C	Cat Plant Intake °C	K-Plant Discharge °C	EMD Plant Discharge °C	Cat Plant Discharge °C
6/27/2019 10:30	11.74	10.11	11.3	15.44	16.71	11.51	15.6
6/27/2019 10:45	11.82	10.17	11.23	15.02	16.49	11.63	15.4
6/27/2019 11:00	11.79	9.84	11.19	14.7	16.41	11.5	15.01
6/27/2019 11:15	11.8	9.69	11.04	15.32	16.43	11.1	14.9
6/27/2019 11:30	11.54	9.58	10.84	15.09	16.56	11.1	14.91
6/27/2019 11:45	11.63	9.63	11.06	15.83	16.79	11.7	15.07
6/27/2019 12:00	13.12	9.87	12.33	16.01	17.04	12.66	15.35
6/27/2019 12:15	14.43	10.76	14.6	16.22	17.17	14.2	15.61
6/27/2019 12:30	14.01	10.89	13.84	16.38	17.25	14.22	15.86
6/27/2019 12:45	13.33	10.64	13.5	16.5	17.34	13.59	15.99
6/27/2019 13:00	14.12	9.95	13.07	16.26	17.33	13.28	16.08
6/27/2019 13:15	12.79	9.89	11.76	16.21	17.22	11.93	16.07
6/27/2019 13:30	11.24	9.79	10.03	16.24	17.14	10.78	16.05
6/27/2019 13:45	11.1	9.67	10.27	16.31	17.08	10.84	15.93
6/27/2019 14:00	10.74	9.65	10.23	16.38	17.01	11.14	15.96
6/27/2019 14:15	11.14	9.64	10.56	16.65	17.06	11.17	16.08
6/27/2019 14:30	10.72	9.53	10.17	16.81	17.11	11.35	16.23
6/27/2019 14:45	13.37	9.55	11.48	16.94	17.21	12.47	16.42
6/27/2019 15:00	15.24	9.73	12.6	17.03	17.28	13.76	16.56
6/27/2019 15:15	14.12	10.19	13.7	17.04	17.33	14.49	16.65
6/27/2019 15:30	14.26	9.94	13.16	17.16	17.37	13.87	16.83
6/27/2019 15:45	14.74	9.64	11.71	17.16	17.37	13.04	16.9
6/27/2019 16:00	12.24	9.24	9.74	16.93	17.36	11.82	16.87
6/27/2019 16:15	11.29	9.16	9.55	17.17	17.34	10.07	16.81
6/27/2019 16:30	10.4	9.02	9.11	17.16	17.34	9.74	16.86
6/27/2019 16:45	10.01	8.94	8.77	17.29	17.41	9.47	16.81
6/27/2019 17:00	9.86	8.8	8.82	17.4	17.42	9.43	16.91
6/27/2019 17:15	9.82	8.68	9.16	17.42	17.44	9.78	17.02
6/27/2019 17:30	11.32	8.63	8.9	17.45	17.51	10.69	17.13
6/27/2019 17:45	11.49	8.64	9.21	17.46	17.52	11.46	17.23
6/27/2019 18:00	11.17	8.62	10.38	17.41	17.66	11.46	17.29
6/27/2019 18:15	11.59	8.68	10.54	17.47	17.71	11.67	17.35
6/27/2019 18:30	11.81	9.07	10.28	17.4	17.72	11.38	17.36
6/27/2019 18:45	12.98	9.34	10.23	17.48	17.71	11.48	17.38
6/27/2019 19:00	12.38	9.18	10.87	17.45	17.71	12.19	17.33
6/27/2019 19:15	12.35	9.18	10.04	17.45	17.73	11.73	17.24
6/27/2019 19:30	12.6	9.31	10.44	17.45	17.75	12.05	17.24
6/27/2019 19:45	13.11	9.54	10.86	17.31	17.72	12.08	17.2
6/27/2019 20:00	10.98	9.22	10.08	17.33	17.68	11.3	17.19
6/27/2019 20:15	10.4	9	9.26	17.25	17.65	10.42	17.06
6/27/2019 20:30	9.95	8.88	8.87	17.11	17.63	10.1	17.02
6/27/2019 20:45	10.27	8.72	8.8	16.99	17.63	10.29	16.97
6/27/2019 21:00	11.7	8.52	9.1	16.81	17.61	10.44	16.96
6/27/2019 21:15	13.76	8.57	10.98	17.22	17.57	11.38	16.9

Date Time	K-Plant						
	K-Plant Intake #1 °C	K-Plant Intake #2 °C	EMD Plant Intake °C	Cat Plant Intake °C	Discharge °C	EMD Plant Discharge °C	Cat Plant Discharge °C
6/27/2019 21:30	14.36	8.72	12.55	17.17	17.53	12.66	16.96
6/27/2019 21:45	14.04	9.58	12.85	17.06	17.54	13.05	16.99
6/27/2019 22:00	14.04	10.65	12.43	17.24	17.52	12.89	16.98
6/27/2019 22:15	13.45	10.78	12.21	17.38	17.52	13.25	17.06
6/27/2019 22:30	13.82	10.84	11.62	17.2	17.54	13.11	17.1
6/27/2019 22:45	13.22	10.65	11.6	17.3	17.58	12.76	17.14
6/27/2019 23:00	12.64	10.43	11.37	17.33	17.61	12.75	17.16
6/27/2019 23:15	12.36	10.03	10.86	17.34	17.62	12.19	17.17
6/27/2019 23:30	12.45	9.73	10.83	17.37	17.61	12.3	17.21
6/27/2019 23:45	12.11	9.69	10.04	17.43	17.58	11.41	17.13
6/28/2019 0:00	11.78	9.92	9.76	17.31	17.57	10.9	17.13
6/28/2019 0:15	11.85	10.02	9.97	17.53	17.56	10.98	17.08
6/28/2019 0:30	12.01	10.56	11.33	17.55	17.57	11.56	17.23
6/28/2019 0:45	11.6	10.68	11.46	17.54	17.58	11.93	17.31
6/28/2019 1:00	11.64	10.63	11.32	17.59	17.56	11.95	17.37
6/28/2019 1:15	11.87	10.44	11.2	17.56	17.51	11.97	17.43
6/28/2019 1:30	11.77	10.3	10.79	17.58	17.49	11.89	17.48
6/28/2019 1:45	11.48	10.09	10.87	17.74	17.52	11.67	17.53
6/28/2019 2:00	11.28	10.02	10.77	17.79	17.58	11.17	17.6
6/28/2019 2:15	11.11	9.9	10.12	17.79	17.64	11.03	17.66
6/28/2019 2:30	10.98	9.75	9.71	17.77	17.68	10.78	17.7
6/28/2019 2:45	10.71	9.61	9.55	17.79	17.73	10.34	17.7
6/28/2019 3:00	10.29	9.41	9.25	17.79	17.77	10.04	17.71
6/28/2019 3:15	10.64	9.41	9.21	17.78	17.79	9.97	17.7
6/28/2019 3:30	11.36	9.81	9.62	17.78	17.81	10.2	17.64
6/28/2019 3:45	11.63	10.16	11.07	17.74	17.8	11.12	17.6
6/28/2019 4:00	11.64	10.17	10.81	17.73	17.79	10.98	17.58
6/28/2019 4:15	11.55	10.03	10.51	17.71	17.79	10.94	17.66
6/28/2019 4:30	12.48	9.92	10.17	17.71	17.79	10.96	17.67
6/28/2019 4:45	12.44	9.96	10.32	17.67	17.78	11.06	17.67
6/28/2019 5:00	12.23	9.82	10.01	17.68	17.77	10.89	17.68
6/28/2019 5:15	11.79	9.69	10.07	17.68	17.75	10.74	17.68
6/28/2019 5:30	11.58	9.58	10.54	17.67	17.73	13.44	17.67
6/28/2019 5:45	11.72	9.51	11.63	17.66	17.69	18.24	17.5
6/28/2019 6:00	12.08	10.42	11.88	17.63	17.66	16.81	17.45
6/28/2019 6:15	12.1	10.63	12.29	17.63	17.64	15.37	17.43
6/28/2019 6:30	12.71	10.3	12.29	17.61	17.63	14.5	17.46
6/28/2019 6:45	12.62	10.65	11.99	17.61	17.64	12.77	17.45
6/28/2019 7:00	12.1	10.48	11.21	17.62	17.64	11.83	17.38
6/28/2019 7:15	12.28	10.19	10.91	17.61	17.66	11.76	17.26
6/28/2019 7:30	12.9	9.98	11.37	17.61	17.67	11.88	17.23
6/28/2019 7:45	12.13	9.78	10.76	17.47	17.67	11.79	17.16
6/28/2019 8:00	12.28	9.79	10.78	17.57	17.67	11.89	17.18
6/28/2019 8:15	12.65	9.76	10.85	17.63	17.69	12.22	17.3

Date Time	K-Plant						
	K-Plant Intake #1 °C	K-Plant Intake #2 °C	EMD Plant Intake °C	Cat Plant Intake °C	K-Plant Discharge °C	EMD Plant Discharge °C	Cat Plant Discharge °C
6/28/2019 8:30	12.93	9.59	11	17.66	17.72	12.4	17.32
6/28/2019 8:45	13.42	9.61	11.45	17.68	17.76	12.14	17.27
6/28/2019 9:00	13.29	9.61	11.35	17.38	17.8	12.05	17.25
6/28/2019 9:15	12.74	9.51	11.04	17.12	17.84	11.78	17.15
6/28/2019 9:30	11.6	9.39	11.08	17.15	17.87	11.44	17.05
6/28/2019 9:45	13.37	9.1	11.2	17.39	17.91	11.9	17.05
6/28/2019 10:00	13.16	9.15	11.19	17.52	17.96	12.14	17.14
6/28/2019 10:15	13.14	9.31	11.26	17.52	18.01	11.99	17.13
6/28/2019 10:30	13.26	9.16	12	17.79	18.06	12.08	17.23
6/28/2019 10:45	13.98	9.15	12.44	17.93	18.11	12.32	17.34
6/28/2019 11:00	13.72	9.07	12.16	17.57	18.13	12.46	17.39
6/28/2019 11:15	13.81	9.17	12.42	17.81	18.13	12.63	17.28
6/28/2019 11:30	14.04	9.34	12.45	17.88	18.12	12.99	17.36
6/28/2019 11:45	13.71	9.37	12.56	17.96	18.12	12.96	17.48
6/28/2019 12:00	13.51	9.38	12.29	18.09	18.1	12.75	17.5
6/28/2019 12:15	13.26	9.29	11.54	18.07	18.12	12.31	17.58
6/28/2019 12:30	12.41	9.54	11.47	18.22	18.17	11.87	17.66
6/28/2019 12:45	12.11	9.58	11.31	17.56	18.27	11.54	17.59
6/28/2019 13:00	11.38	9.38	10.7	16.89	18.34	11.25	17.34
6/28/2019 13:15	11.95	9.23	10.73	17.14	18.41	11.15	17.01
6/28/2019 13:30	12.45	9.1	11.12	17.9	18.34	16.67	16.97
6/28/2019 13:45	12.68	9.01	10.61	17.84	18.28	19.2	17.18
6/28/2019 14:00	12.92	8.98	11.87	18.32	18.45	20.34	17.24
6/28/2019 14:15	13.19	8.9	12.26	17.82	18.66	21.15	17.04
6/28/2019 14:30	12.95	9.27	12.73	16.73	18.8	21.24	16.82
6/28/2019 14:45	12.92	10.13	13.39	17.05	18.75	21.68	16.73
6/28/2019 15:00	13.46	10.64	12.85	17.54	18.64	21.62	16.85
6/28/2019 15:15	13.45	11	13.09	17.72	18.48	21.77	16.91
6/28/2019 15:30	13.19	10.4	12.23	16.73	18.42	20.12	17.05
6/28/2019 15:45	12.85	10.07	11.82	16.86	18.49	14.1	16.9
6/28/2019 16:00	12.63	9.8	11.77	17.1	18.54	12.67	16.9
6/28/2019 16:15	12.33	9.63	10.94	17.02	18.69	11.66	16.91
6/28/2019 16:30	12.67	9.66	10.93	16.34	18.68	11.78	16.68
6/28/2019 16:45	12.85	9.92	11.3	16.61	18.6	12.2	16.42
6/28/2019 17:00	12.99	10.65	12.01	16.6	18.66	12.66	16.4
6/28/2019 17:15	13.44	10.49	12.95	16.73	18.78	13.15	16.46
6/28/2019 17:30	14.16	10.07	14.34	16.94	18.85	14.07	16.56
6/28/2019 17:45	14.59	9.9	14.58	17.38	18.84	14.25	16.61
6/28/2019 18:00	14.6	9.49	14.91	16.63	18.83	14.5	16.59
6/28/2019 18:15	14.61	9.13	13.8	16.02	18.7	13.76	16.46
6/28/2019 18:30	14.61	8.89	12.19	16.04	18.51	12.9	16.32
6/28/2019 18:45	14.38	8.99	12.14	16.23	18.31	12.43	16.26
6/28/2019 19:00	13.11	9.45	11.85	16.59	18.27	11.97	16.26
6/28/2019 19:15	13.9	9.7	12.3	16.85	18.27	12.61	16.42

Date Time	K-Plant						
	K-Plant Intake #1 °C	K-Plant Intake #2 °C	EMD Plant Intake °C	Cat Plant Intake °C	Discharge °C	EMD Plant Discharge °C	Cat Plant Discharge °C
6/28/2019 19:30	15.24	9.77	11.57	16.69	18.34	13.36	16.56
6/28/2019 19:45	15.16	9.63	10.98	16.75	18.38	12.87	16.57
6/28/2019 20:00	13.67	9.59	10.02	16.64	18.39	12.59	16.6
6/28/2019 20:15	12.09	9.65	9.67	16.82	18.42	11.56	16.64
6/28/2019 20:30	11.22	9.54	9.66	17.11	18.32	10.62	16.7
6/28/2019 20:45	10.86	9.31	9.6	16.71	18.34	10.62	16.73
6/28/2019 21:00	10.73	9.15	9.98	16.71	18.36	10.59	16.73
6/28/2019 21:15	11	9.08	9.92	17.19	18.33	10.98	16.72
6/28/2019 21:30	11.31	9.04	10.27	17.25	18.31	11.09	16.85
6/28/2019 21:45	11.66	9.12	10.26	17.35	18.34	11.38	16.92
6/28/2019 22:00	12.2	9.16	10.27	17.38	18.37	11.6	17.01
6/28/2019 22:15	13.41	9.27	10.45	17.47	18.39	12.03	17.07
6/28/2019 22:30	13.9	9.2	11.38	17.06	18.34	12.93	17.12
6/28/2019 22:45	14.78	9.25	12.29	16.96	18.25	13.27	17.08
6/28/2019 23:00	15.14	9.26	13.49	16.93	18.1	13.51	16.99
6/28/2019 23:15	14.41	9.29	10.33	16.96	17.92	12.41	16.96
6/28/2019 23:30	12.38	9.24	9.99	16.96	17.83	11.42	16.93
6/28/2019 23:45	11.85	9.22	9.57	16.89	17.77	11	16.91
6/29/2019 0:00	12.52	9.33	10.28	16.9	17.71	11.86	16.89
6/29/2019 0:15	12.85	9.43	10.54	16.97	17.76	12.36	16.88
6/29/2019 0:30	14.9	9.55	11.16	16.87	17.69	12.77	16.87
6/29/2019 0:45	15.13	9.78	12.01	16.94	17.66	13.43	16.85
6/29/2019 1:00	13.52	10.39	10.93	17.06	17.65	12.81	16.95
6/29/2019 1:15	13.15	10.73	10.81	16.98	17.65	12.55	16.95
6/29/2019 1:30	12.87	10.74	10.62	16.98	17.65	12.41	16.95
6/29/2019 1:45	12.51	10.39	10.61	16.98	17.67	12.39	16.93
6/29/2019 2:00	13.11	10.2	10.87	17.04	17.65	12.33	16.94
6/29/2019 2:15	12.43	10.02	10.59	17.1	17.7	12.16	16.98
6/29/2019 2:30	12.02	9.75	10.71	17.13	17.71	11.82	17.02
6/29/2019 2:45	12.3	9.53	10.36	17.17	17.73	11.61	17.05
6/29/2019 3:00	12.2	9.38	9.98	17.17	17.74	11.12	17.1
6/29/2019 3:15	11.87	9.21	10.62	17.27	17.73	11.32	17.14
6/29/2019 3:30	11.61	9.19	10.7	17.38	17.72	11.53	17.2
6/29/2019 3:45	11.23	9.46	10.42	17.41	17.72	11.83	17.25
6/29/2019 4:00	11.06	9.38	10.25	17.5	17.78	11.58	17.33
6/29/2019 4:15	11.7	9.59	10	17.58	17.82	11.12	17.38
6/29/2019 4:30	11.02	9.72	9.67	17.74	17.83	10.68	17.46
6/29/2019 4:45	11.44	9.55	9.83	18.04	17.91	10.38	17.55
6/29/2019 5:00	11.86	9.33	9.99	18.09	17.95	10.36	17.64
6/29/2019 5:15	11.65	9.9	11.64	17.46	17.94	11.59	17.64
6/29/2019 5:30	11.4	10.53	10.68	17.54	17.9	11.51	17.49
6/29/2019 5:45	11.13	10.51	11.07	17.51	17.89	11.58	17.53
6/29/2019 6:00	10.97	10.28	10.27	17.64	17.86	10.95	17.56
6/29/2019 6:15	10.83	10.05	10.01	17.62	17.87	10.63	17.59

Date Time	K-Plant						
	K-Plant Intake #1 °C	K-Plant Intake #2 °C	EMD Plant Intake °C	Cat Plant Intake °C	K-Plant Discharge °C	EMD Plant Discharge °C	Cat Plant Discharge °C
6/29/2019 6:30	10.71	9.86	10.19	17.56	17.89	10.64	17.58
6/29/2019 6:45	10.59	9.62	10.41	17.51	17.93	10.99	17.52
6/29/2019 7:00	10.77	9.65	10.65	17.51	17.97	11.36	17.43
6/29/2019 7:15	11.04	9.81	11	17.73	18	11.74	17.5
6/29/2019 7:30	11.59	10.23	10.96	17.79	18.02	11.66	17.57
6/29/2019 7:45	12.13	10.48	11	17.97	18.02	11.88	17.59
6/29/2019 8:00	12.19	10.57	11.09	18.02	17.98	11.99	17.69
6/29/2019 8:15	12.13	10.54	10.64	17.99	17.96	11.7	17.75
6/29/2019 8:30	11.87	10.39	10.77	17.99	17.93	11.64	17.74
6/29/2019 8:45	11.76	10.06	10.78	17.98	17.93	11.52	17.78
6/29/2019 9:00	12.15	9.79	11.01	17.97	17.96	11.7	17.78
6/29/2019 9:15	11.79	9.7	10.97	17.93	17.95	11.6	17.79
6/29/2019 9:30	11.73	10	11.45	17.97	17.95	11.76	17.81
6/29/2019 9:45	12.08	10.2	11.86	17.95	17.93	11.94	17.82
6/29/2019 10:00	12.05	10.28	11.99	17.78	17.92	12.14	17.6
6/29/2019 10:15	12	10.38	11.66	17.87	17.9	12.12	17.46
6/29/2019 10:30	11.88	10.29	11.38	17.65	17.91	12.01	17.27
6/29/2019 10:45	11.89	10.32	11.65	17.22	17.94	12.17	17.1
6/29/2019 11:00	12.28	10.3	12.29	17.39	17.95	12.56	17.12
6/29/2019 11:15	12.88	10.5	12.42	17.57	17.94	12.92	17.07
6/29/2019 11:30	13.13	10.85	12.38	17.75	17.92	13.14	17.09
6/29/2019 11:45	13.25	11.28	12.47	17.77	17.88	13.17	17.11
6/29/2019 12:00	13.2	11.21	12.33	17.83	17.82	12.95	17.09
6/29/2019 12:15	13.18	10.66	12.42	17.68	17.81	12.73	17.04
6/29/2019 12:30	13.2	10.34	11.95	17.26	17.8	12.21	16.91
6/29/2019 12:45	13.09	9.99	11.7	17.32	17.79	11.78	16.82
6/29/2019 13:00	13	9.81	11.3	17.03	17.81	11.91	16.74
6/29/2019 13:15	13.11	9.7	12.24	16.91	17.8	12.09	16.7
6/29/2019 13:30	13.26	9.58	12.17	17.11	17.74	12.48	16.66
6/29/2019 13:45	13.42	9.51	12.41	17.44	17.79	12.78	16.73
6/29/2019 14:00	13.31	9.45	12.54	16.99	17.84	12.64	16.8
6/29/2019 14:15	13.64	9.39	12.62	17.07	17.84	12.96	16.8
6/29/2019 14:30	13.89	9.42	12.68	17.17	17.85	13.43	16.88
6/29/2019 14:45	14.15	9.75	14.09	17.35	17.84	13.89	16.96
6/29/2019 15:00	14.36	10.08	14.49	17.46	17.85	14.26	17.07
6/29/2019 15:15	14.29	10.38	14.56	17.4	17.87	14.46	17.16
6/29/2019 15:30	14.68	10.35	13.83	17.22	17.87	14.03	17.18
6/29/2019 15:45	14.41	9.64	13.93	17.16	17.84	13.89	17.14
6/29/2019 16:00	14.25	9.16	12.68	17.39	17.82	13.08	17.18
6/29/2019 16:15	14.32	9.07	11.9	17.57	17.85	12.45	17.25
6/29/2019 16:30	13.94	9.04	10.65	17.73	17.89	12.14	17.37
6/29/2019 16:45	13.59	9.05	10.34	17.76	17.92	11.91	17.42
6/29/2019 17:00	13.21	8.96	9.38	17.74	17.9	11.69	17.48
6/29/2019 17:15	12.84	8.9	8.81	17.85	17.94	11.51	17.51

Date Time	K-Plant						
	K-Plant Intake #1 °C	K-Plant Intake #2 °C	EMD Plant Intake °C	Cat Plant Intake °C	Discharge °C	EMD Plant Discharge °C	Cat Plant Discharge °C
6/29/2019 17:30	13.99	8.87	9.73	17.87	17.96	12.18	17.62
6/29/2019 17:45	14.87	8.82	11.77	17.88	17.98	12.82	17.68
6/29/2019 18:00	14.17	8.82	10.17	18.08	17.99	12.42	17.76
6/29/2019 18:15	14.71	8.77	10.27	18.17	17.98	12.13	17.87
6/29/2019 18:30	12.47	8.66	9.28	18.05	17.98	11.22	17.95
6/29/2019 18:45	11.06	8.56	9.29	18.05	18.02	11.2	17.98
6/29/2019 19:00	10.99	8.59	9.68	18.03	18.06	11.26	18
6/29/2019 19:15	12.27	8.72	9.69	18.4	18.11	11.55	18.05
6/29/2019 19:30	13.06	8.94	10.21	18.51	18.21	12.08	18.15
6/29/2019 19:45	14.32	8.94	11.57	18.64	18.33	13.04	18.29
6/29/2019 20:00	13.2	8.91	9.61	18.73	18.39	11.33	18.39
6/29/2019 20:15	10.88	8.8	9.29	18.67	18.44	10.69	18.45
6/29/2019 20:30	10.53	8.73	9.17	18.73	18.49	9.98	18.52
6/29/2019 20:45	9.56	8.68	9.12	18.66	18.51	9.69	18.56
6/29/2019 21:00	10.71	8.46	11.35	18.58	18.52	10.58	18.46
6/29/2019 21:15	12.88	8.59	11.13	18.58	18.47	11.59	18.1
6/29/2019 21:30	11.62	8.91	11.89	18.05	18.48	12.66	17.81
6/29/2019 21:45	12.09	9.34	11.52	18.7	18.51	12.05	17.55
6/29/2019 22:00	12.01	10.08	11.13	18.71	18.6	11.8	17.82
6/29/2019 22:15	11.85	10.56	11.46	18.75	18.7	11.96	18.07
6/29/2019 22:30	11.96	10.74	11.53	18.84	18.82	12.25	18.3
6/29/2019 22:45	12.27	10.83	11.57	18.83	18.92	12.29	18.48
6/29/2019 23:00	12.28	10.94	12.05	18.91	18.97	12.45	18.6
6/29/2019 23:15	12.41	11.24	11.98	18.84	18.98	12.41	18.65
6/29/2019 23:30	12.22	11.4	11.94	18.85	18.98	12.23	18.63
6/29/2019 23:45	12.46	11.22	12.15	18.65	18.97	12.3	18.49
6/30/2019 0:00	12.56	10.94	12.23	17.21	18.9	12.34	17.66
6/30/2019 0:15	12.52	10.46	11.88	15.99	18.86	12.04	17.04
6/30/2019 0:30	11.98	10.25	12.04	15.45	18.85	12	16.48
6/30/2019 0:45	12.07	10.01	11.27	16.35	18.86	12.02	16.42
6/30/2019 1:00	12.54	10.12	12.16	17.36	18.88	12.3	16.59
6/30/2019 1:15	13.08	10.11	12.38	18.63	18.88	12.59	16.86
6/30/2019 1:30	12.96	10.33	12.17	18.88	18.88	13.06	17.33
6/30/2019 1:45	13.26	10.43	12.47	18.91	18.88	13.05	17.75
6/30/2019 2:00	13.28	10.39	12.46	18.91	18.88	13.35	18.08
6/30/2019 2:15	13.72	10.55	12.44	18.88	18.86	13.5	18.34
6/30/2019 2:30	13.59	10.73	12.29	18.86	18.85	13	18.47
6/30/2019 2:45	13.35	10.63	12.42	18.82	18.84	12.59	18.58
6/30/2019 3:00	12.35	10.26	11.32	18.84	18.84	12.15	18.62
6/30/2019 3:15	12.21	9.89	13.87	18.82	18.82	12.87	18.66
6/30/2019 3:30	13.65	9.8	13.73	18.73	18.76	12.98	18.68
6/30/2019 3:45	14.07	10.13	14.45	18.63	18.68	14.14	18.66
6/30/2019 4:00	14.37	10.76	14.06	18.64	18.64	14.52	18.65
6/30/2019 4:15	14.4	10.6	13.56	18.51	18.61	14.63	18.64



Date Time	K-Plant						
	K-Plant Intake #1 °C	K-Plant Intake #2 °C	EMD Plant Intake °C	Cat Plant Intake °C	Discharge °C	EMD Plant Discharge °C	Cat Plant Discharge °C
6/30/2019 4:30	14.39	9.61	10.77	18.51	18.58	12.44	18.58
6/30/2019 4:45	11.08	9.04	10	18.54	18.46	10.45	18.48
6/30/2019 5:00	9.85	8.84	8.99	18.49	18.37	9.6	18.33
6/30/2019 5:15	9.69	8.86	8.97	18.37	18.37	9.37	17.82
6/30/2019 5:30	9.41	8.98	8.85	18.44	18.38	9.27	17.95
6/30/2019 5:45	11.75	8.97	9.16	18.43	18.42	10.64	18.11
6/30/2019 6:00	14.14	9.07	13.65	18.42	18.46	13.44	18.22
6/30/2019 6:15	14.79	9.27	14.29	18.37	18.47	14.23	18.3
6/30/2019 6:30	14.98	10.83	14.17	18.35	18.45	14.48	18.33
6/30/2019 6:45	15.21	10.3	12.87	18.37	18.4	13.84	18.34
6/30/2019 7:00	13.96	9.81	11.85	18.38	18.36	13.02	18.34
6/30/2019 7:15	12.61	9.62	10.74	18.4	18.31	11.72	18.33
6/30/2019 7:30	11.05	9.58	10.23	18.35	18.27	10.92	18.29
6/30/2019 7:45	12.21	9.4	11.19	17.16	18.21	11.24	18.08
6/30/2019 8:00	12.03	9.3	10.37	16.93	18.03	10.93	17.67
6/30/2019 8:15	12.08	9.42	11.87	17.2	17.88	12.44	17.39
6/30/2019 8:30	13.23	10.06	12.34	17.35	17.76	13.01	17.4
6/30/2019 8:45	14.04	10.92	14.74	18.24	17.8	14.41	17.5
6/30/2019 9:00	14.84	10.85	12.95	18.25	17.88	14.66	17.71
6/30/2019 9:15	15.51	10.27	13.7	18.26	17.99	14.72	17.87
6/30/2019 9:30	15.43	9.68	14.62	18.26	18.1	15.04	18.02
6/30/2019 9:45	14.44	9.11	12.43	18.27	18.18	13.15	18.11
6/30/2019 10:00	14.37	9.4	11.25	18.27	18.2	13.05	18.16
6/30/2019 10:15	13.4	9.25	10.6	18.28	18.2	12.67	18.2
6/30/2019 10:30	13.78	9.19	12.03	18.28	18.16	13.27	18.23
6/30/2019 10:45	15.56	9.22	13.46	18.23	18.15	14.73	18.25
6/30/2019 11:00	15.15	9	13.04	18.09	18.16	14.13	18.23
6/30/2019 11:15	14.88	8.82	10.89	18.14	18.17	13.23	18.18
6/30/2019 11:30	13.31	8.72	9.9	18.15	18.19	12.16	18.19
6/30/2019 11:45	12.96	8.96	10.95	18.17	18.19	12.84	18.19
6/30/2019 12:00	13.18	9.96	10.62	18.14	18.12	12.61	18.19
6/30/2019 12:15	13.52	9.77	11.61	18.17	18.11	13.02	18.17
6/30/2019 12:30	13.78	9.22	11.23	18.05	18.11	13.26	18.16
6/30/2019 12:45	17.08	9.63	17.2	18.03	18.06	15.8	18.09
6/30/2019 13:00	17.37	10.13	17.55	17.97	18.07	16.34	18.07
6/30/2019 13:15	17.46	10.44	17.36	18.09	18.08	16.89	18.04
6/30/2019 13:30	17.63	11.35	17.83	18.17	18.1	17.5	18.11
6/30/2019 13:45	17.7	11.8	16.89	18.12	18.15	17.14	18.13
6/30/2019 14:00	17.02	10.92	15.97	18.1	18.17	16.64	18.13
6/30/2019 14:15	17.53	11.35	14.44	18.14	18.18	15.66	18.14
6/30/2019 14:30	14.49	9.89	12.32	18.12	18.17	13.82	18.14
6/30/2019 14:45	12.63	9.61	11.45	18.1	18.16	13	18.14
6/30/2019 15:00	11.91	9.92	10.91	18.07	18.15	12.17	18.13
6/30/2019 15:15	11.98	10.01	10.59	18.1	18.1	11.9	18.1

Date Time	K-Plant						
	K-Plant Intake #1 °C	K-Plant Intake #2 °C	EMD Plant Intake °C	Cat Plant Intake °C	K-Plant Discharge °C	EMD Plant Discharge °C	Cat Plant Discharge °C
6/30/2019 15:30	12.73	10.1	11.46	18.14	18.1	13.56	18.13
6/30/2019 15:45	17.31	10.3	17.79	18.14	18.15	16.77	18.15
6/30/2019 16:00	17.61	10.47	17.93	18.2	18.21	17.23	18.16
6/30/2019 16:15	17.74	11.31	17.99	18.1	18.24	17.52	18.16
6/30/2019 16:30	17.72	11.73	17.93	18.09	18.21	17.49	18.14
6/30/2019 16:45	17.59	10.88	17.25	18.07	18.18	16.34	18.13
6/30/2019 17:00	15.91	10.07	12.21	18.05	18.15	14.82	18.12
6/30/2019 17:15	15.03	10.22	11.26	18.02	18.13	14.48	18.1
6/30/2019 17:30	12.28	10.12	10.26	17.84	18.09	11.87	18.04
6/30/2019 17:45	12.07	9.47	10.26	17.79	18.02	11.7	17.98
6/30/2019 18:00	13.01	9.25	10.31	18	17.97	12.23	17.94
6/30/2019 18:15	14.7	9.39	12.15	18.02	17.98	14.04	18
6/30/2019 18:30	16.37	9.88	15.94	18.02	18.01	15.56	18.02
6/30/2019 18:45	17.36	10.06	17.75	18	18.05	16.8	18.03
6/30/2019 19:00	17.57	10.27	17.72	17.9	18.04	17.17	17.99
6/30/2019 19:15	17.47	10.1	17.53	17.9	18.01	16.78	17.96
6/30/2019 19:30	16.69	9.4	16.02	17.81	17.97	16.13	17.95
6/30/2019 19:45	16.72	9.43	14.26	17.77	17.93	14.98	17.87
6/30/2019 20:00	14.22	8.99	11.27	17.69	17.9	13.17	17.84
6/30/2019 20:15	11.55	9.23	10.16	17.63	17.85	12.04	17.79
6/30/2019 20:30	12.46	9.59	11.18	17.67	17.79	12.67	17.75
6/30/2019 20:45	13.9	9.42	12.58	17.59	17.73	12.63	17.71
6/30/2019 21:00	13.36	9.6	11.58	17.62	17.73	12.17	17.69
6/30/2019 21:15	13.8	9.87	13.66	17.56	17.69	13.66	17.65
6/30/2019 21:30	15.27	9.82	15.02	17.57	17.66	14.68	17.63
6/30/2019 21:45	14.07	9.53	12.74	17.55	17.64	13.36	17.63
6/30/2019 22:00	12.82	9.38	11.4	17.46	17.61	12.17	17.6
6/30/2019 22:15	13.46	9.04	11.04	17.4	17.53	12.17	17.53
6/30/2019 22:30	14.5	9.22	13.88	17.44	17.46	13.09	17.5
6/30/2019 22:45	14.68	9.12	14.27	17.39	17.41	13.46	17.48
6/30/2019 23:00	16.76	10.15	16.63	17.34	17.38	15.7	17.46
6/30/2019 23:15	16.99	12.12	16.86	17.31	17.39	16.27	17.42
6/30/2019 23:30	17.12	13.27	17.05	17.29	17.39	16.67	17.4
6/30/2019 23:45	17.13	14.77	17.08	17.3	17.37	16.95	17.37
7/1/2019 0:00	17	14.7	17.11	17.29	17.36	16.97	17.36
7/1/2019 0:15	16.99	14.36	17.07	17.24	17.33	16.82	17.35
7/1/2019 0:30	16.89	14.73	17.13	17.22	17.31	16.87	17.33
7/1/2019 0:45	16.76	13.66	16.12	17.19	17.3	16.08	17.3
7/1/2019 1:00	16.26	11.96	12.91	17.12	17.28	14.5	17.27
7/1/2019 1:15	16.31	11.05	12.28	17.08	17.24	14.73	17.23
7/1/2019 1:30	16.5	10.74	11.81	16.92	17.22	14.12	17.19
7/1/2019 1:45	16.49	10.36	14.52	17.06	17.18	14.53	17.15
7/1/2019 2:00	16.65	10.68	15.7	17.01	17.15	15.05	17.14
7/1/2019 2:15	16.68	11.07	16.56	16.94	17.12	15.87	17.1

Date Time	K-Plant						
	K-Plant Intake #1 °C	K-Plant Intake #2 °C	EMD Plant Intake °C	Cat Plant Intake °C	Discharge °C	EMD Plant Discharge °C	Cat Plant Discharge °C
7/1/2019 2:30	16.81	13.22	16.83	16.9	17.08	16.59	17.05
7/1/2019 2:45	16.73	15.05	16.83	16.88	17.05	16.63	17.02
7/1/2019 3:00	16.63	12.73	16.78	16.84	17.01	16.39	16.99
7/1/2019 3:15	16.56	10.25	16.54	16.79	16.96	16.18	16.95
7/1/2019 3:30	16.44	9.61	11.49	16.76	16.92	14.75	16.91
7/1/2019 3:45	15.95	9.57	10.57	16.71	16.88	13.64	16.87
7/1/2019 4:00	15.41	9.35	10.13	16.7	16.84	12.76	16.83
7/1/2019 4:15	15.87	9.19	12.06	16.67	16.81	13.53	16.8
7/1/2019 4:30	16.24	9.54	16.45	16.67	16.78	15.55	16.78
7/1/2019 4:45	16.41	12.62	16.56	16.63	16.75	16.35	16.75
7/1/2019 5:00	16.5	15.09	16.62	16.61	16.73	16.45	16.73
7/1/2019 5:15	16.45	15.5	16.59	16.57	16.7	16.47	16.7
7/1/2019 5:30	16.43	15.57	16.58	16.55	16.67	16.43	16.67
7/1/2019 5:45	16.44	15.57	16.57	16.51	16.64	16.41	16.64
7/1/2019 6:00	16.42	15.53	16.51	16.48	16.61	16.34	16.61
7/1/2019 6:15	16.35	13.73	16.5	16.45	16.57	16.09	16.58
7/1/2019 6:30	16.24	11.9	16.01	16.4	16.54	15.8	16.54
7/1/2019 6:45	16.25	11.86	16.25	16.38	16.51	15.64	16.5
7/1/2019 7:00	16.24	12.59	16.32	16.33	16.48	15.7	16.48
7/1/2019 7:15	16.19	11.3	16.36	16.31	16.45	15.76	16.45
7/1/2019 7:30	16.2	12.12	16.31	16.27	16.42	15.91	16.41
7/1/2019 7:45	16.22	14.96	16.34	16.25	16.39	16.14	16.38
7/1/2019 8:00	16.24	15.56	16.25	16.26	16.36	16.17	16.37
7/1/2019 8:15	16.24	15.82	16.28	16.26	16.34	16.16	16.35
7/1/2019 8:30	16.2	15.84	16.29	16.25	16.33	16.16	16.35
7/1/2019 8:45	16.11	15.62	16.25	16.23	16.32	16.13	16.34
7/1/2019 9:00	16.11	15.27	16.22	16.2	16.31	16.05	16.31
7/1/2019 9:15	16.09	15.03	16.21	16.18	16.29	16.05	16.29
7/1/2019 9:30	16.05	14.41	16.2	16.17	16.27	16.01	16.27
7/1/2019 9:45	16.01	14.58	16.19	16.16	16.26	15.99	16.26
7/1/2019 10:00	16.08	14.79	16.17	16.14	16.24	16	16.25
7/1/2019 10:15	16.01	15.01	16.16	16.13	16.23	15.95	16.23
7/1/2019 10:30	16.04	14.28	16.15	16.12	16.22	15.85	16.22
7/1/2019 10:45	15.96	12.71	16.12	16.12	16.21	15.7	16.21
7/1/2019 11:00	15.89	11.09	16.07	16.11	16.21	15.55	16.21
7/1/2019 11:15	15.88	10.21	16	16.09	16.2	15.43	16.19
7/1/2019 11:30	15.82	9.78	14.28	16.07	16.19	14.82	16.17
7/1/2019 11:45	15.79	9.61	15.04	16.06	16.19	14.98	16.16
7/1/2019 12:00	15.91	10.17	16.03	16.05	16.18	15.59	16.15
7/1/2019 12:15	15.93	11.07	16.02	16.04	16.17	15.67	16.14
7/1/2019 12:30	15.91	13.64	15.98	16.04	16.16	15.87	16.12
7/1/2019 12:45	15.95	14.44	15.95	16.04	16.15	15.83	16.12
7/1/2019 13:00	15.89	14.2	15.94	16.03	16.15	15.77	16.12
7/1/2019 13:15	15.82	12.84	15.89	16.03	16.14	15.54	16.11

Date Time	K-Plant						
	K-Plant Intake #1 °C	K-Plant Intake #2 °C	EMD Plant Intake °C	Cat Plant Intake °C	K-Plant Discharge °C	EMD Plant Discharge °C	Cat Plant Discharge °C
7/1/2019 13:30	15.74	10.54	15.67	16.02	16.14	14.88	16.11
7/1/2019 13:45	15.38	8.77	14.77	16.02	16.13	13.85	16.1
7/1/2019 14:00	14.11	8.62	10.95	16.01	16.11	12.34	16.1
7/1/2019 14:15	13.07	8.95	14.48	16.01	16.1	12.41	16.09
7/1/2019 14:30	12.48	8.92	13.58	15.97	16.09	12.56	16.08
7/1/2019 14:45	14.2	8.86	15.22	15.98	16.08	13.1	16.06
7/1/2019 15:00	15.42	9.27	15.6	15.96	16.08	14.43	16.05
7/1/2019 15:15	15.66	9.79	15.67	15.97	16.08	14.78	16.04
7/1/2019 15:30	15.79	11.18	15.6	15.96	16.08	15.26	16.05
7/1/2019 15:45	15.8	12.92	15.73	15.96	16.06	15.49	16.04
7/1/2019 16:00	15.82	14.31	15.81	15.95	16.06	15.74	16.04
7/1/2019 16:15	15.81	15.37	15.86	15.97	16.06	15.79	16.04
7/1/2019 16:30	15.81	15.58	15.87	15.96	16.06	15.81	16.04
7/1/2019 16:45	15.81	15.43	15.85	15.99	16.06	15.77	16.04
7/1/2019 17:00	15.74	15.03	15.86	15.99	16.06	15.62	16.05
7/1/2019 17:15	15.64	13.58	14.52	15.99	16.07	15.26	16.05
7/1/2019 17:30	15.35	10.35	13.82	15.98	16.06	14.25	16.04
7/1/2019 17:45	14.17	9.31	11.61	15.89	16.05	11.88	16.01
7/1/2019 18:00	13.25	9.31	12.39	15.9	15.99	12.23	15.99
7/1/2019 18:15	14.28	9.32	13.78	15.93	15.94	12.4	15.98
7/1/2019 18:30	14.7	9.1	12.89	15.97	15.92	13.05	15.99
7/1/2019 18:45	14.44	10.18	15.32	15.92	15.93	14.26	16.01
7/1/2019 19:00	14.81	10.84	15.53	15.94	15.93	14.62	16.01
7/1/2019 19:15	15.32	11.83	15.65	15.9	15.9	15.07	16.01
7/1/2019 19:30	14.71	11.41	15.12	15.89	15.91	14.69	15.99
7/1/2019 19:45	15.22	11.17	15.23	15.89	15.89	14.65	15.97
7/1/2019 20:00	14.93	10.89	15.05	15.87	15.87	14.13	15.95
7/1/2019 20:15	15.27	10.87	15.12	15.86	15.86	14.28	15.93
7/1/2019 20:30	15.22	10.89	14.86	15.89	15.87	14.06	15.93
7/1/2019 20:45	15.12	11.15	15.1	15.89	15.87	14.49	15.94
7/1/2019 21:00	15.29	11.32	14.76	15.88	15.88	14.73	15.94
7/1/2019 21:15	15.3	11.63	15.16	15.86	15.89	14.81	15.94
7/1/2019 21:30	15.08	11.7	14.95	15.84	15.89	14.7	15.92
7/1/2019 21:45	14.85	12.46	14.78	15.85	15.86	14.9	15.91
7/1/2019 22:00	15.23	13.26	14.79	15.85	15.81	14.82	15.9
7/1/2019 22:15	15.32	14.43	14.86	15.79	15.8	14.86	15.9
7/1/2019 22:30	15.37	14.35	15.47	15.77	15.81	15.12	15.88
7/1/2019 22:45	15.35	14.3	15.53	15.77	15.8	15.3	15.86
7/1/2019 23:00	15.25	12.95	14.33	15.71	15.76	15	15.85
7/1/2019 23:15	15.26	13.67	14.47	15.57	15.75	14.9	15.81
7/1/2019 23:30	15.26	13.66	14.71	15.71	15.78	14.84	15.78
7/1/2019 23:45	15.21	13.52	14.92	15.68	15.8	14.78	15.77
7/2/2019 0:00	15.01	11.59	15.43	15.7	15.75	14.95	15.76
7/2/2019 0:15	15.26	12.89	15.38	15.67	15.73	15.03	15.76

Date Time	K-Plant						
	K-Plant Intake #1 °C	K-Plant Intake #2 °C	EMD Plant Intake °C	Cat Plant Intake °C	K-Plant Discharge °C	EMD Plant Discharge °C	Cat Plant Discharge °C
7/2/2019 0:30	15.37	14.11	15.44	15.68	15.71	15.11	15.75
7/2/2019 0:45	15.35	14.08	14.93	15.67	15.7	15.14	15.75
7/2/2019 1:00	15.31	14.02	14.78	15.6	15.7	14.95	15.73
7/2/2019 1:15	15.08	13.22	14.77	15.55	15.68	14.67	15.68
7/2/2019 1:30	15.18	12.76	15.3	15.58	15.66	14.91	15.67
7/2/2019 1:45	15.16	13.48	15.23	15.57	15.64	14.99	15.66
7/2/2019 2:00	15.16	13.76	14.9	15.52	15.6	14.93	15.62
7/2/2019 2:15	15.18	13.36	15.1	15.5	15.6	14.95	15.61
7/2/2019 2:30	15.21	13.03	15.25	15.52	15.6	14.91	15.6
7/2/2019 2:45	15.21	13.39	15.22	15.53	15.61	15.09	15.6
7/2/2019 3:00	15.22	13.82	15.33	15.5	15.61	15.12	15.6
7/2/2019 3:15	15.15	13.84	15.22	15.46	15.6	15	15.59
7/2/2019 3:30	15.11	13.52	15.08	15.48	15.59	14.9	15.56
7/2/2019 3:45	15.12	13.1	14.66	15.42	15.54	14.65	15.55
7/2/2019 4:00	15.05	12.52	14.88	15.38	15.5	14.61	15.52
7/2/2019 4:15	15.04	13.04	15.04	15.33	15.48	14.78	15.46
7/2/2019 4:30	15.03	13.86	14.9	15.31	15.45	14.69	15.46
7/2/2019 4:45	14.95	13.86	14.95	15.3	15.4	14.7	15.42
7/2/2019 5:00	14.91	13.97	14.75	15.32	15.37	14.41	15.41
7/2/2019 5:15	14.94	14.12	14.61	15.29	15.33	14.63	15.4
7/2/2019 5:30	15.01	14.41	14.6	15.27	15.31	14.52	15.39
7/2/2019 5:45	14.96	14.47	14.66	15.19	15.28	14.52	15.34
7/2/2019 6:00	14.96	14.51	14.82	15.22	15.25	14.71	15.33
7/2/2019 6:15	14.96	13.9	14.88	15.25	15.23	14.74	15.34
7/2/2019 6:30	14.93	13.62	14.69	15.24	15.21	14.75	15.33
7/2/2019 6:45	14.92	13.87	14.81	15.23	15.21	14.68	15.32
7/2/2019 7:00	14.93	14.33	14.82	15.18	15.19	14.76	15.31
7/2/2019 7:15	14.92	14.32	14.66	15.15	15.19	14.77	15.28
7/2/2019 7:30	14.9	14.2	14.74	15.15	15.2	14.78	15.25
7/2/2019 7:45	14.87	13.91	14.85	15.18	15.19	14.76	15.24
7/2/2019 8:00	14.92	14.19	15.08	15.15	15.2	14.89	15.24
7/2/2019 8:15	14.94	14.54	14.91	15.14	15.21	14.79	15.24
7/2/2019 8:30	14.91	14.5	14.56	15.15	15.22	14.65	15.23
7/2/2019 8:45	14.86	14.47	14.52	15.13	15.2	14.66	15.22
7/2/2019 9:00	14.88	14.26	14.37	15.09	15.18	14.53	15.21
7/2/2019 9:15	14.82	14.21	14.55	15.07	15.16	14.63	15.18
7/2/2019 9:30	14.8	14.33	14.44	15.08	15.15	14.52	15.17
7/2/2019 9:45	14.73	14.23	14.46	15.06	15.11	14.45	15.16
7/2/2019 10:00	14.67	14.27	14.44	15.02	15.07	14.43	15.15
7/2/2019 10:15	14.67	13.87	14.37	14.99	15.04	14.41	15.13
7/2/2019 10:30	14.67	13.97	14.47	14.96	14.99	14.38	15.1
7/2/2019 10:45	14.6	13.85	14.63	14.99	14.98	14.47	15.07
7/2/2019 11:00	14.49	13.77	14.65	14.96	14.97	14.53	15.07
7/2/2019 11:15	14.54	13.68	14.58	15.02	14.98	14.35	15.06

Date Time	K-Plant						
	K-Plant Intake #1 °C	K-Plant Intake #2 °C	EMD Plant Intake °C	Cat Plant Intake °C	Discharge °C	EMD Plant Discharge °C	Cat Plant Discharge °C
7/2/2019 11:30	14.56	13.61	14.44	14.99	14.99	14.45	15.07
7/2/2019 11:45	14.67	13.87	14.48	14.96	15	14.36	15.07
7/2/2019 12:00	14.61	13.85	14.58	14.95	14.99	14.38	15.06
7/2/2019 12:15	14.68	13.35	14.7	14.89	14.99	14.44	15.03
7/2/2019 12:30	14.76	13.62	14.65	14.91	14.99	14.42	15
7/2/2019 12:45	14.8	13.38	14.42	14.96	14.99	14.38	15.01
7/2/2019 13:00	14.83	12.31	14.44	14.95	14.99	14.24	15.03
7/2/2019 13:15	14.83	12.7	13.99	14.95	15	14.23	15.03
7/2/2019 13:30	14.85	13.31	14.66	14.85	15	14.35	14.99
7/2/2019 13:45	14.86	13.74	14.69	14.9	15.01	14.54	14.98
7/2/2019 14:00	14.87	14.58	14.72	14.91	15.01	14.65	14.97
7/2/2019 14:15	14.88	14.58	14.79	14.87	15	14.69	14.97
7/2/2019 14:30	14.74	14.2	14.76	14.81	15	14.72	14.96
7/2/2019 14:45	14.35	14.04	14.74	14.79	15	14.67	14.93
7/2/2019 15:00	14.43	13.63	14.63	14.74	14.98	14.44	14.89
7/2/2019 15:15	14.44	13.24	14.25	14.7	14.97	14.22	14.85
7/2/2019 15:30	14.34	12.8	14.18	14.76	14.96	14.2	14.82
7/2/2019 15:45	14.17	12.35	14.37	14.76	14.97	14.01	14.83
7/2/2019 16:00	14.3	12.18	14.08	14.86	14.97	14.06	14.83
7/2/2019 16:15	14.37	12.7	14.64	14.82	14.97	14.36	14.86
7/2/2019 16:30	14.23	13.37	14.41	14.85	14.98	14.36	14.88
7/2/2019 16:45	14.26	13.65	14.31	14.84	14.97	14.41	14.89
7/2/2019 17:00	14.32	13.65	14.32	14.72	14.96	14.4	14.88
7/2/2019 17:15	14.37	13.15	14.25	14.68	14.94	14.31	14.82
7/2/2019 17:30	14.4	13.01	13.71	14.34	14.91	13.93	14.74
7/2/2019 17:45	14.56	13.04	13.57	14.76	14.9	13.88	14.69
7/2/2019 18:00	13.93	12.8	13.27	14.52	14.89	13.51	14.74
7/2/2019 18:15	13.67	12.22	12.44	14.31	14.88	12.61	14.67
7/2/2019 18:30	13.33	12.05	12.36	14.3	14.85	12.45	14.53
7/2/2019 18:45	13.31	11.55	12.9	14.4	14.83	12.72	14.48
7/2/2019 19:00	13.54	11.57	13.69	14.36	14.8	13.18	14.48
7/2/2019 19:15	13.99	10.85	14.38	14.44	14.78	13.73	14.48
7/2/2019 19:30	14.27	13.23	14.34	14.72	14.77	14.18	14.54
7/2/2019 19:45	14.48	13.84	14.55	14.72	14.77	14.41	14.66
7/2/2019 20:00	14.55	14.3	14.6	14.71	14.77	14.52	14.69
7/2/2019 20:15	14.63	14.44	14.69	14.71	14.79	14.65	14.72
7/2/2019 20:30	14.63	14.55	14.66	14.72	14.79	14.65	14.75
7/2/2019 20:45	14.65	14.58	14.71	14.75	14.8	14.7	14.77
7/2/2019 21:00	14.65	14.37	14.63	14.79	14.8	14.68	14.8
7/2/2019 21:15	14.49	14.08	14.44	14.76	14.81	14.46	14.81
7/2/2019 21:30	14.45	13.76	14.26	14.74	14.82	14.16	14.82
7/2/2019 21:45	14.34	13.74	14.3	14.72	14.81	14.24	14.8
7/2/2019 22:00	14.41	13.42	14.26	14.77	14.82	14.05	14.8
7/2/2019 22:15	14.33	12.69	13.97	14.77	14.8	13.69	14.82

Date Time	K-Plant						
	K-Plant Intake #1 °C	K-Plant Intake #2 °C	EMD Plant Intake °C	Cat Plant Intake °C	Discharge °C	EMD Plant Discharge °C	Cat Plant Discharge °C
7/2/2019 22:30	14.36	12.18	14.49	14.8	14.79	14.42	14.84
7/2/2019 22:45	14.41	13.5	14.59	14.75	14.77	14.49	14.84
7/2/2019 23:00	14.52	14.06	14.46	14.68	14.77	14.45	14.76
7/2/2019 23:15	14.55	14.31	14.43	14.7	14.76	14.45	14.75
7/2/2019 23:30	14.56	14.4	14.49	14.7	14.75	14.54	14.77
7/2/2019 23:45	14.55	14.3	14.54	14.67	14.75	14.56	14.76
7/3/2019 0:00	14.56	14.31	14.54	14.64	14.74	14.56	14.74
7/3/2019 0:15	14.5	14.23	14.58	14.67	14.74	14.51	14.74
7/3/2019 0:30	14.53	13.88	14.35	14.65	14.73	14.27	14.74
7/3/2019 0:45	14.57	13.97	14.35	14.58	14.73	14.28	14.74
7/3/2019 1:00	14.58	14.04	14.44	14.57	14.73	14.32	14.7
7/3/2019 1:15	14.56	14.08	14.49	14.61	14.74	14.34	14.69
7/3/2019 1:30	14.55	13.82	14.5	14.67	14.74	14.28	14.71
7/3/2019 1:45	14.57	13.65	14.56	14.62	14.74	14.47	14.72
7/3/2019 2:00	14.57	14.18	14.53	14.67	14.73	14.48	14.72
7/3/2019 2:15	14.59	14.34	14.57	14.66	14.73	14.49	14.72
7/3/2019 2:30	14.57	14.45	14.57	14.66	14.72	14.54	14.73
7/3/2019 2:45	14.55	14.48	14.57	14.65	14.72	14.5	14.73
7/3/2019 3:00	14.5	14.45	14.5	14.65	14.71	14.47	14.73
7/3/2019 3:15	14.52	14.42	14.49	14.65	14.7	14.47	14.73
7/3/2019 3:30	14.52	14.39	14.43	14.65	14.7	14.41	14.73
7/3/2019 3:45	14.5	14.04	14.32	14.65	14.7	14.2	14.73
7/3/2019 4:00	14.5	13.85	14.26	14.6	14.69	14.15	14.71
7/3/2019 4:15	14.49	14.03	14.23	14.57	14.67	14.17	14.69
7/3/2019 4:30	14.48	14.07	14.27	14.58	14.67	14.2	14.67
7/3/2019 4:45	14.46	13.71	14.16	14.57	14.67	14.17	14.66
7/3/2019 5:00	14.43	13.87	14.25	14.58	14.67	14.27	14.66
7/3/2019 5:15	14.49	14.2	14.24	14.56	14.67	14.26	14.66
7/3/2019 5:30	14.5	14.34	14.22	14.57	14.67	14.32	14.66
7/3/2019 5:45	14.52	14.41	14.21	14.56	14.66	14.28	14.66
7/3/2019 6:00	14.52	14.42	14.22	14.55	14.66	14.31	14.65
7/3/2019 6:15	14.51	14.44	14.42	14.55	14.66	14.42	14.64
7/3/2019 6:30	14.48	14.42	14.42	14.54	14.65	14.4	14.63
7/3/2019 6:45	14.48	14.4	14.44	14.54	14.65	14.42	14.63
7/3/2019 7:00	14.46	14.16	14.43	14.54	14.65	14.3	14.63
7/3/2019 7:15	14.43	13.95	14.23	14.52	14.64	14.08	14.62
7/3/2019 7:30	14.4	13.76	13.86	14.51	14.63	13.97	14.61
7/3/2019 7:45	14.36	13.3	12.83	14.49	14.62	13.48	14.6
7/3/2019 8:00	14.36	12.2	13.95	14.49	14.61	13.28	14.58
7/3/2019 8:15	14.35	12.11	14.25	14.49	14.6	13.86	14.58
7/3/2019 8:30	14.38	12.61	14.28	14.48	14.6	14.17	14.58
7/3/2019 8:45	14.39	13.46	14.27	14.49	14.59	14.22	14.58
7/3/2019 9:00	14.41	14.07	14.33	14.49	14.59	14.18	14.58
7/3/2019 9:15	14.43	14.24	14.34	14.49	14.58	14.26	14.58

Date Time	K-Plant						
	K-Plant Intake #1 °C	K-Plant Intake #2 °C	EMD Plant Intake °C	Cat Plant Intake °C	Discharge °C	EMD Plant Discharge °C	Cat Plant Discharge °C
7/3/2019 9:30	14.42	14.18	14.4	14.48	14.58	14.35	14.58
7/3/2019 9:45	14.42	14.22	14.38	14.48	14.58	14.44	14.57
7/3/2019 10:00	14.44	14.34	14.41	14.49	14.58	14.47	14.57
7/3/2019 10:15	14.43	14.35	14.41	14.48	14.58	14.42	14.56
7/3/2019 10:30	14.43	14.36	14.42	14.47	14.57	14.38	14.56
7/3/2019 10:45	14.41	14.24	14.4	14.45	14.57	14.33	14.56
7/3/2019 11:00	14.41	14.06	14.35	14.47	14.57	14.25	14.55
7/3/2019 11:15	14.4	13.98	14.14	14.45	14.57	14.08	14.55
7/3/2019 11:30	14.4	13.82	14.23	14.47	14.56	14.11	14.55
7/3/2019 11:45	14.39	13.45	14.36	14.46	14.56	14.12	14.55
7/3/2019 12:00	14.41	12.82	14.4	14.46	14.55	14.09	14.55
7/3/2019 12:15	14.33	13.19	14.34	14.47	14.54	14.12	14.54
7/3/2019 12:30	14.33	13.65	14.38	14.47	14.54	14.19	14.54
7/3/2019 12:45	14.36	14.05	14.43	14.47	14.55	14.22	14.55
7/3/2019 13:00	14.37	14.06	14.41	14.46	14.56	14.24	14.55
7/3/2019 13:15	14.32	14.09	14.42	14.47	14.57	14.23	14.54
7/3/2019 13:30	14.36	14.2	14.42	14.47	14.57	14.29	14.54
7/3/2019 13:45	14.41	14.13	14.4	14.47	14.58	14.28	14.54
7/3/2019 14:00	14.34	14.01	14.4	14.48	14.58	14.18	14.55
7/3/2019 14:15	14.39	14.05	14.45	14.48	14.58	14.31	14.55
7/3/2019 14:30	14.43	14.18	14.43	14.48	14.58	14.3	14.56
7/3/2019 14:45	14.47	14.2	14.41	14.47	14.57	14.32	14.56
7/3/2019 15:00	14.45	14.28	14.31	14.47	14.56	14.06	14.56
7/3/2019 15:15	14.44	14.2	13.94	14.48	14.56	14.1	14.56
7/3/2019 15:30	14.44	14.33	14.27	14.48	14.57	14.19	14.56
7/3/2019 15:45	14.43	14.34	14.37	14.49	14.57	14.26	14.56
7/3/2019 16:00	14.43	14.35	14.47	14.51	14.58	14.42	14.57
7/3/2019 16:15	14.46	14.38	14.46	14.52	14.58	14.39	14.57
7/3/2019 16:30	14.48	14.4	14.46	14.5	14.59	14.37	14.58
7/3/2019 16:45	14.49	14.3	14.49	14.49	14.6	14.38	14.57
7/3/2019 17:00	14.5	14.09	14.51	14.48	14.62	14.34	14.56
7/3/2019 17:15	14.5	13.6	14.47	14.49	14.62	14.37	14.56
7/3/2019 17:30	14.51	13.5	14.48	14.47	14.63	14.35	14.55
7/3/2019 17:45	14.51	13.9	14.47	14.48	14.64	14.4	14.56
7/3/2019 18:00	14.49	14.17	14.48	14.5	14.64	14.38	14.56
7/3/2019 18:15	14.5	13.56	14.47	14.52	14.64	14.31	14.57
7/3/2019 18:30	14.46	13.02	14.44	14.47	14.63	14.27	14.56
7/3/2019 18:45	14.41	13.73	14.41	14.51	14.62	14.37	14.53
7/3/2019 19:00	14.37	14.12	14.4	14.5	14.62	14.34	14.55
7/3/2019 19:15	14.37	14.22	14.28	14.5	14.61	14.33	14.56
7/3/2019 19:30	14.36	14.27	14.33	14.5	14.61	14.33	14.56
7/3/2019 19:45	14.42	14.29	14.31	14.5	14.62	14.28	14.57
7/3/2019 20:00	14.42	14.3	14.37	14.5	14.62	14.3	14.57
7/3/2019 20:15	14.41	14.29	14.22	14.49	14.63	14.28	14.57



Date Time	K-Plant						
	K-Plant Intake #1 °C	K-Plant Intake #2 °C	EMD Plant Intake °C	Cat Plant Intake °C	K-Plant Discharge °C	EMD Plant Discharge °C	Cat Plant Discharge °C
7/3/2019 20:30	14.41	14.2	14.23	14.49	14.63	14.24	14.57
7/3/2019 20:45	14.42	13.89	14.32	14.49	14.62	14.26	14.56
7/3/2019 21:00	14.43	13.75	14.31	14.49	14.62	14.26	14.55
7/3/2019 21:15	14.43	13.81	14.32	14.48	14.62	14.28	14.55
7/3/2019 21:30	14.42	13.82	14.4	14.48	14.62	14.31	14.55
7/3/2019 21:45	14.44	13.94	14.36	14.48	14.61	14.3	14.55
7/3/2019 22:00	14.43	14.04	14.38	14.47	14.61	14.32	14.54
7/3/2019 22:15	14.44	14.06	14.37	14.46	14.6	14.31	14.54
7/3/2019 22:30	14.44	14.02	14.27	14.47	14.61	14.3	14.54
7/3/2019 22:45	14.43	13.9	14.28	14.44	14.61	14.3	14.53
7/3/2019 23:00	14.41	13.94	14.37	14.45	14.61	14.35	14.53
7/3/2019 23:15	14.4	14.2	14.4	14.48	14.61	14.34	14.53
7/3/2019 23:30	14.4	14.28	14.38	14.48	14.61	14.33	14.54
7/3/2019 23:45	14.38	14.31	14.35	14.5	14.62	14.35	14.54
7/4/2019 0:00	14.38	14.31	14.4	14.5	14.61	14.36	14.55
7/4/2019 0:15	14.37	14.31	14.41	14.48	14.61	14.39	14.56
7/4/2019 0:30	14.36	14.31	14.4	14.5	14.6	14.4	14.55
7/4/2019 0:45	14.37	14.3	14.4	14.49	14.59	14.38	14.55
7/4/2019 1:00	14.37	14.27	14.39	14.49	14.59	14.34	14.55
7/4/2019 1:15	14.36	14.28	14.37	14.48	14.58	14.32	14.54
7/4/2019 1:30	14.37	14.28	14.37	14.47	14.58	14.26	14.54
7/4/2019 1:45	14.36	14.26	14.37	14.48	14.57	14.25	14.53
7/4/2019 2:00	14.36	14.19	14.21	14.45	14.56	14.22	14.53
7/4/2019 2:15	14.33	14.04	14.27	14.43	14.56	14.19	14.52
7/4/2019 2:30	14.36	14.07	14.3	14.42	14.56	14.21	14.51
7/4/2019 2:45	14.4	14.16	14.29	14.42	14.56	14.22	14.5
7/4/2019 3:00	14.44	14.08	14.36	14.42	14.55	14.24	14.5
7/4/2019 3:15	14.43	13.97	14.34	14.44	14.55	14.26	14.5
7/4/2019 3:30	14.4	13.79	14.31	14.44	14.54	14.23	14.5
7/4/2019 3:45	14.38	13.73	14.25	14.44	14.53	14.24	14.5
7/4/2019 4:00	14.38	13.74	14.28	14.44	14.52	14.23	14.5
7/4/2019 4:15	14.36	13.81	14.39	14.44	14.51	14.26	14.51
7/4/2019 4:30	14.38	13.98	14.39	14.4	14.5	14.3	14.5
7/4/2019 4:45	14.32	14.03	14.39	14.44	14.5	14.33	14.5
7/4/2019 5:00	14.26	14.06	14.4	14.44	14.5	14.36	14.5
7/4/2019 5:15	14.26	14.08	14.37	14.44	14.5	14.35	14.5
7/4/2019 5:30	14.26	14.06	14.33	14.43	14.5	14.36	14.5
7/4/2019 5:45	14.26	14.02	14.35	14.43	14.48	14.31	14.5
7/4/2019 6:00	14.27	14.08	14.32	14.41	14.48	14.26	14.5
7/4/2019 6:15	14.28	14.15	14.35	14.42	14.48	14.25	14.49
7/4/2019 6:30	14.32	14.18	14.28	14.39	14.48	14.23	14.49
7/4/2019 6:45	14.34	14.13	14.26	14.41	14.48	14.21	14.49
7/4/2019 7:00	14.35	14	14.26	14.42	14.49	14.19	14.49
7/4/2019 7:15	14.34	14	14.33	14.41	14.49	14.24	14.49

Date Time	K-Plant						
	K-Plant Intake #1 °C	K-Plant Intake #2 °C	EMD Plant Intake °C	Cat Plant Intake °C	K-Plant Discharge °C	EMD Plant Discharge °C	Cat Plant Discharge °C
7/4/2019 7:30	14.34	13.97	14.29	14.42	14.49	14.27	14.49
7/4/2019 7:45	14.32	13.93	14.32	14.41	14.49	14.27	14.49
7/4/2019 8:00	14.32	14.03	14.35	14.4	14.48	14.28	14.49
7/4/2019 8:15	14.3	14	14.26	14.41	14.48	14.23	14.49
7/4/2019 8:30	14.29	13.95	14.31	14.41	14.48	14.23	14.48
7/4/2019 8:45	14.32	13.96	14.32	14.4	14.49	14.25	14.48
7/4/2019 9:00	14.3	14.01	14.31	14.41	14.5	14.26	14.48
7/4/2019 9:15	14.29	14.05	14.31	14.41	14.5	14.27	14.48
7/4/2019 9:30	14.32	14.05	14.31	14.41	14.51	14.27	14.48
7/4/2019 9:45	14.28	14	14.32	14.41	14.52	14.31	14.48
7/4/2019 10:00	14.31	14	14.35	14.41	14.53	14.31	14.48
7/4/2019 10:15	14.32	14.07	14.37	14.4	14.55	14.34	14.49
7/4/2019 10:30	14.29	14.13	14.29	14.41	14.56	14.32	14.49
7/4/2019 10:45	14.3	14.14	14.35	14.41	14.57	14.35	14.49
7/4/2019 11:00	14.29	14.11	14.36	14.4	14.57	14.34	14.49
7/4/2019 11:15	14.26	14.1	14.35	14.41	14.58	14.32	14.49
7/4/2019 11:30	14.26	14.09	14.35	14.41	14.59	14.29	14.49
7/4/2019 11:45	14.27	14.1	14.35	14.4	14.6	14.3	14.49
7/4/2019 12:00	14.28	14.05	14.35	14.4	14.6	14.32	14.49
7/4/2019 12:15	14.27	13.99	14.32	14.37	14.6	14.3	14.48
7/4/2019 12:30	14.25	13.94	14.2	14.35	14.6	14.26	14.47
7/4/2019 12:45	14.25	13.9	14.27	14.35	14.61	14.29	14.45
7/4/2019 13:00	14.25	13.9	14.39	14.36	14.61	14.33	14.45
7/4/2019 13:15	14.26	13.97	14.37	14.35	14.61	14.34	14.45
7/4/2019 13:30	14.24	14	14.39	14.37	14.6	14.29	14.45
7/4/2019 13:45	14.24	13.98	14.37	14.39	14.62	14.27	14.46
7/4/2019 14:00	14.24	13.76	14.31	14.4	14.61	14.27	14.47
7/4/2019 14:15	14.24	13.68	14.29	14.36	14.57	14.25	14.47
7/4/2019 14:30	14.21	13.89	14.31	14.37	14.58	14.27	14.46
7/4/2019 14:45	14.26	13.98	14.22	14.37	14.57	14.24	14.45
7/4/2019 15:00	14.26	14.02	14.22	14.4	14.56	14.26	14.46
7/4/2019 15:15	14.25	14.03	14.31	14.37	14.58	14.3	14.47
7/4/2019 15:30	14.28	14.04	14.33	14.41	14.58	14.33	14.47
7/4/2019 15:45	14.31	14.12	14.24	14.41	14.58	14.28	14.47
7/4/2019 16:00	14.35	14.18	14.18	14.43	14.59	14.22	14.47
7/4/2019 16:15	14.36	14.16	14.21	14.41	14.61	14.27	14.47
7/4/2019 16:30	14.38	14.26	14.28	14.41	14.66	14.26	14.48
7/4/2019 16:45	14.41	14.22	14.28	14.43	14.65	14.28	14.48
7/4/2019 17:00	14.41	14.25	14.36	14.44	14.63	14.34	14.5
7/4/2019 17:15	14.41	14.26	14.35	14.44	14.62	14.36	14.5
7/4/2019 17:30	14.38	14.23	14.29	14.39	14.63	14.28	14.5
7/4/2019 17:45	14.36	14.18	14.16	14.38	14.63	14.14	14.49
7/4/2019 18:00	14.32	14.12	14.13	14.39	14.62	14.1	14.49
7/4/2019 18:15	14.35	14.12	14.12	14.38	14.66	14.09	14.47

Date Time	K-Plant						
	K-Plant Intake #1 °C	K-Plant Intake #2 °C	EMD Plant Intake °C	Cat Plant Intake °C	K-Plant Discharge °C	EMD Plant Discharge °C	Cat Plant Discharge °C
7/4/2019 18:30	14.3	14.12	14.19	14.4	14.7	14.08	14.47
7/4/2019 18:45	14.32	14.11	14.17	14.43	14.74	14.13	14.5
7/4/2019 19:00	14.33	14.06	14.28	14.41	14.78	14.19	14.5
7/4/2019 19:15	14.36	14.18	14.25	14.43	14.84	14.22	14.5
7/4/2019 19:30	14.37	14.3	14.44	14.87	14.96	14.37	14.52
7/4/2019 19:45	14.39	14.36	14.46	14.94	15.04	14.41	14.65
7/4/2019 20:00	14.42	14.36	14.47	14.78	15.22	14.45	14.75
7/4/2019 20:15	14.41	14.35	14.47	14.66	15.26	14.41	14.77
7/4/2019 20:30	14.43	14.36	14.48	14.59	15.26	14.44	14.73
7/4/2019 20:45	14.4	14.36	14.48	14.75	15.27	14.49	14.74
7/4/2019 21:00	14.44	14.37	14.45	14.75	15.33	14.5	14.74
7/4/2019 21:15	14.5	14.35	14.45	14.78	15.45	14.46	14.79
7/4/2019 21:30	14.5	14.37	14.49	15.13	15.5	14.52	14.82
7/4/2019 21:45	14.47	14.36	14.76	15.11	15.66	14.64	14.92
7/4/2019 22:00	14.45	14.39	14.48	15.28	15.61	14.48	15.01
7/4/2019 22:15	14.44	14.41	14.38	15.2	15.56	14.47	15.13
7/4/2019 22:30	14.44	14.4	14.47	15	15.53	14.44	15.07
7/4/2019 22:45	14.45	14.4	14.48	15.4	15.5	14.45	15.1
7/4/2019 23:00	14.44	14.38	14.48	15.35	15.46	14.47	15.19
7/4/2019 23:15	14.44	14.38	14.49	15.33	15.43	14.45	15.17
7/4/2019 23:30	14.42	14.15	14.54	15.3	15.64	14.43	15.2
7/4/2019 23:45	14.39	13.57	14.45	14.66	15.7	14.32	15.06
7/5/2019 0:00	14.37	13.29	14.43	14.6	15.62	14.36	14.89
7/5/2019 0:15	14.4	13.82	14.44	14.62	15.53	14.37	14.82
7/5/2019 0:30	14.39	14.08	14.43	14.56	15.5	14.4	14.76
7/5/2019 0:45	14.41	14.14	14.42	14.51	15.31	14.38	14.71
7/5/2019 1:00	14.46	14.25	14.41	14.52	15.15	14.39	14.65
7/5/2019 1:15	14.45	14.34	14.4	14.51	15.01	14.41	14.63
7/5/2019 1:30	14.41	14.36	14.39	14.5	14.96	14.41	14.61
7/5/2019 1:45	14.41	14.33	14.41	14.5	14.95	14.43	14.58
7/5/2019 2:00	14.39	14.29	14.39	14.53	15.04	14.43	14.59
7/5/2019 2:15	14.4	14.27	14.39	14.53	15.06	14.43	14.6
7/5/2019 2:30	14.35	14.16	14.39	14.48	15.04	14.41	14.6
7/5/2019 2:45	14.36	14.17	14.39	14.51	14.98	14.37	14.57
7/5/2019 3:00	14.34	14.02	14.39	14.49	14.91	14.34	14.58
7/5/2019 3:15	14.34	13.89	14.35	14.49	14.86	14.35	14.58
7/5/2019 3:30	14.32	13.91	14.4	14.5	14.86	14.28	14.58
7/5/2019 3:45	14.33	13.8	14.39	14.5	14.89	14.25	14.58
7/5/2019 4:00	14.35	13.61	14.47	14.52	14.99	14.32	14.58
7/5/2019 4:15	14.35	13.67	14.4	14.52	15.08	14.32	14.59
7/5/2019 4:30	14.36	13.99	14.41	14.66	15.26	14.35	14.61
7/5/2019 4:45	14.37	14.18	14.41	14.86	15.46	14.37	14.65
7/5/2019 5:00	14.36	14.22	14.49	14.96	15.56	14.4	14.72
7/5/2019 5:15	14.35	14.12	14.41	14.89	15.64	14.38	14.76

Date Time	K-Plant						
	K-Plant Intake #1 °C	K-Plant Intake #2 °C	EMD Plant Intake °C	Cat Plant Intake °C	Discharge °C	EMD Plant Discharge °C	Cat Plant Discharge °C
7/5/2019 5:30	14.36	13.98	14.42	14.83	15.72	14.4	14.8
7/5/2019 5:45	14.37	14.18	14.43	14.66	15.71	14.42	14.79
7/5/2019 6:00	14.36	14.2	14.46	14.59	15.69	14.41	14.76
7/5/2019 6:15	14.36	14.16	14.45	14.57	15.65	14.39	14.69
7/5/2019 6:30	14.36	14.14	14.45	14.51	15.61	14.36	14.66
7/5/2019 6:45	14.36	14.15	14.46	14.51	15.58	14.36	14.63
7/5/2019 7:00	14.36	14.18	14.43	14.51	15.57	14.35	14.62
7/5/2019 7:15	14.37	14.16	14.39	14.5	15.5	14.36	14.6
7/5/2019 7:30	14.39	14.23	14.41	14.51	15.63	14.39	14.6
7/5/2019 7:45	14.38	14.15	14.42	14.51	15.82	14.4	14.6
7/5/2019 8:00	14.39	14.17	14.43	14.51	16.08	14.39	14.6
7/5/2019 8:15	14.39	13.99	14.42	14.52	16.33	14.4	14.61
7/5/2019 8:30	14.4	14.09	14.46	16.68	16.55	14.45	14.89
7/5/2019 8:45	14.44	14.25	14.52	16.92	16.64	14.55	15.33
7/5/2019 9:00	14.47	14.33	14.53	16.93	16.66	14.63	15.92
7/5/2019 9:15	14.48	14.37	14.53	16.93	16.67	14.65	16.31
7/5/2019 9:30	14.48	14.38	14.53	16.94	16.69	14.63	16.56
7/5/2019 9:45	14.51	14.37	14.56	16.53	16.7	15.13	16.63
7/5/2019 10:00	14.57	14.37	14.57	16.78	16.72	15.24	16.64
7/5/2019 10:15	14.58	14.37	14.54	16.9	16.73	14.95	16.73
7/5/2019 10:30	14.52	14.36	14.59	16.68	16.73	15.03	16.76
7/5/2019 10:45	14.54	14.36	14.71	16.73	16.78	15.11	16.73
7/5/2019 11:00	14.54	14.35	14.7	16.67	16.79	15.26	16.74
7/5/2019 11:15	15.14	14.36	16	16.55	16.83	15.39	16.7
7/5/2019 11:30	15.21	14.38	16.05	16.48	16.82	15.55	16.63
7/5/2019 11:45	15.52	14.42	16.07	16.41	16.69	15.58	16.57
7/5/2019 12:00	15.68	14.32	16	16.59	16.56	15.56	16.55
7/5/2019 12:15	15.71	14.02	15.78	16.57	16.6	15.52	16.54
7/5/2019 12:30	15.68	13.82	15.8	16.61	16.62	15.55	16.48
7/5/2019 12:45	15.66	12.97	15.04	16.37	16.61	15.2	16.43
7/5/2019 13:00	15.55	13.44	14.62	16.28	16.51	14.82	16.35
7/5/2019 13:15	14.84	14.11	14.58	16.17	16.5	14.75	16.26
7/5/2019 13:30	14.68	14.23	14.61	15.96	16.52	14.7	16.11
7/5/2019 13:45	14.7	14.21	14.7	16.08	16.56	14.83	16.08
7/5/2019 14:00	14.68	14.21	15.03	15.82	16.47	14.96	16.04
7/5/2019 14:15	14.83	14.25	15.02	15.72	16.27	14.96	15.88
7/5/2019 14:30	14.63	14.21	14.67	15.83	16.2	14.79	15.78
7/5/2019 14:45	14.5	14.09	14.61	15.27	16.09	14.54	15.64
7/5/2019 15:00	14.47	14.17	14.57	15.48	15.98	14.49	15.52
7/5/2019 15:15	14.46	14.29	14.6	15.41	15.88	14.51	15.48
7/5/2019 15:30	14.45	14.35	14.51	15.29	15.78	14.46	15.4
7/5/2019 15:45	14.47	14.35	14.48	15.2	15.71	14.52	15.35
7/5/2019 16:00	14.45	14.31	14.44	15.11	15.6	14.44	15.25
7/5/2019 16:15	14.45	14.1	14.45	15.05	15.53	14.45	15.18

Date Time	K-Plant						
	K-Plant Intake #1 °C	K-Plant Intake #2 °C	EMD Plant Intake °C	Cat Plant Intake °C	K-Plant Discharge °C	EMD Plant Discharge °C	Cat Plant Discharge °C
7/5/2019 16:30	14.42	14.05	14.53	15	15.42	14.43	15.15
7/5/2019 16:45	14.45	14.17	14.49	14.83	15.34	14.44	15.12
7/5/2019 17:00	14.37	14.06	14.5	15.02	15.28	14.41	15.04
7/5/2019 17:15	14.34	13.94	14.43	14.74	15.21	14.35	14.96
7/5/2019 17:30	14.36	13.84	14.21	14.74	15.18	14.25	14.88
7/5/2019 17:45	14.17	13.63	14.09	14.76	15.14	14.23	14.85
7/5/2019 18:00	14.04	13.53	14.07	14.69	15.07	14.12	14.86
7/5/2019 18:15	13.95	13.44	14.19	14.67	14.99	14.09	14.79
7/5/2019 18:30	14.15	13.51	14.28	14.73	15.05	14.24	14.79
7/5/2019 18:45	14.3	13.6	14.22	14.95	15.1	14.21	14.83
7/5/2019 19:00	14.06	13.6	14.15	15	15.14	14.21	14.9
7/5/2019 19:15	14.02	13.52	14.18	14.95	15.21	14.26	14.91
7/5/2019 19:30	14.36	13.55	14.24	14.77	15.21	14.25	14.91
7/5/2019 19:45	14.1	13.55	14.21	14.74	15.3	14.28	14.82
7/5/2019 20:00	14.11	13.6	14.36	14.79	15.29	14.39	14.79
7/5/2019 20:15	14.25	13.69	14.37	14.86	15.16	14.43	14.85
7/5/2019 20:30	14.46	13.81	14.44	14.87	15.13	14.4	14.89
7/5/2019 20:45	14.45	13.73	14.6	14.9	15.11	14.45	14.89
7/5/2019 21:00	14.33	13.43	14.61	14.91	15.15	14.47	14.91
7/5/2019 21:15	14.38	13.58	14.6	14.9	15.14	14.46	14.92
7/5/2019 21:30	14.34	13.66	14.33	14.87	15.13	14.33	14.92
7/5/2019 21:45	14.34	13.67	14.32	14.82	15.15	14.25	14.91
7/5/2019 22:00	14.4	13.9	14.43	14.9	15.21	14.46	14.89
7/5/2019 22:15	14.44	14.09	14.37	14.85	15.29	14.46	14.9
7/5/2019 22:30	14.42	14.06	14.41	14.89	15.34	14.48	14.91
7/5/2019 22:45	14.4	13.93	14.39	14.91	15.4	14.45	14.92
7/5/2019 23:00	14.45	13.95	14.44	14.92	15.49	14.48	14.93
7/5/2019 23:15	14.54	14.07	14.5	14.92	15.51	14.55	14.95
7/5/2019 23:30	14.57	14.16	14.55	14.91	15.48	14.53	14.96
7/5/2019 23:45	14.55	14.17	14.65	14.95	15.45	14.54	14.96
7/6/2019 0:00	14.53	14.12	14.72	15.03	15.51	14.59	14.98
7/6/2019 0:15	14.54	14.12	14.62	15.01	15.53	14.53	14.98
7/6/2019 0:30	14.59	14.06	14.54	15.05	15.54	14.51	14.99
7/6/2019 0:45	14.65	14.11	14.69	14.99	15.58	14.59	14.98
7/6/2019 1:00	14.68	14.1	14.8	14.92	15.56	14.58	14.97
7/6/2019 1:15	14.68	13.74	14.81	15.03	15.57	14.61	14.99
7/6/2019 1:30	14.49	13.69	14.59	15.03	15.55	14.54	15.04
7/6/2019 1:45	14.52	13.92	14.32	15.01	15.46	14.47	15.04
7/6/2019 2:00	14.48	14.06	14.52	15.05	15.4	14.47	15.04
7/6/2019 2:15	14.5	14.16	14.63	14.99	15.38	14.53	15.03
7/6/2019 2:30	14.61	14.27	14.7	14.96	15.41	14.61	15.02
7/6/2019 2:45	14.6	14.28	14.61	15.02	15.43	14.59	15.02
7/6/2019 3:00	14.53	14.29	14.57	15.06	15.46	14.56	15.04
7/6/2019 3:15	14.49	14.27	14.45	14.96	15.36	14.55	15.04

Date Time	K-Plant						
	K-Plant Intake #1 °C	K-Plant Intake #2 °C	EMD Plant Intake °C	Cat Plant Intake °C	K-Plant Discharge °C	EMD Plant Discharge °C	Cat Plant Discharge °C
7/6/2019 3:30	14.45	14.24	14.34	14.9	15.33	14.5	15.02
7/6/2019 3:45	14.4	14.22	14.37	14.9	15.33	14.49	14.99
7/6/2019 4:00	14.37	14.17	14.35	14.92	15.37	14.46	14.98
7/6/2019 4:15	14.35	14.07	14.34	14.88	15.38	14.4	14.98
7/6/2019 4:30	14.29	13.9	14.25	14.91	15.42	14.39	14.97
7/6/2019 4:45	14.27	13.94	14.32	14.91	15.49	14.4	14.96
7/6/2019 5:00	14.3	14.02	14.5	14.92	15.55	14.38	14.96
7/6/2019 5:15	14.35	14.06	14.45	14.9	15.57	14.37	14.95
7/6/2019 5:30	14.38	14.05	14.48	14.88	15.5	14.36	14.92
7/6/2019 5:45	14.44	14.19	14.38	14.87	15.44	14.37	14.92
7/6/2019 6:00	14.44	14.25	14.31	14.91	15.36	14.36	14.9
7/6/2019 6:15	14.47	14.27	14.26	14.97	15.36	14.39	14.93
7/6/2019 6:30	14.45	14.2	14.27	15.02	15.46	14.36	14.98
7/6/2019 6:45	14.49	14.19	14.28	15.03	15.48	14.36	15
7/6/2019 7:00	14.47	14.05	14.32	14.98	15.56	14.3	15.03
7/6/2019 7:15	14.45	13.76	14.33	15.12	15.61	14.35	15.07
7/6/2019 7:30	14.34	13.65	14.33	15.16	15.68	14.38	15.1
7/6/2019 7:45	14.33	13.69	14.32	15.23	15.69	14.32	15.16
7/6/2019 8:00	14.37	13.57	14.22	15.22	15.63	14.29	15.15
7/6/2019 8:15	14.41	13.62	14.09	15.08	15.64	14.25	15.1
7/6/2019 8:30	14.39	13.61	14.3	14.99	15.61	14.21	15.04
7/6/2019 8:45	14.33	13.28	14.19	14.86	15.57	14.17	14.98
7/6/2019 9:00	14.23	13.16	14.23	14.9	15.55	14.19	14.95
7/6/2019 9:15	14.19	13.2	14.36	14.91	15.55	14.22	14.95
7/6/2019 9:30	14.24	13.22	14.29	14.88	15.52	14.23	14.95
7/6/2019 9:45	14.22	13.26	14.12	14.92	15.5	14.13	14.92
7/6/2019 10:00	14.13	13.33	13.94	14.9	15.49	14.09	14.9
7/6/2019 10:15	14.03	13.41	14.09	14.89	15.52	14.1	14.9
7/6/2019 10:30	14.15	13.52	14.16	14.86	15.59	14.13	14.91
7/6/2019 10:45	14.19	13.65	14.18	14.9	15.64	14.22	14.91
7/6/2019 11:00	14.2	13.79	14.16	15	15.68	14.24	14.95
7/6/2019 11:15	14.23	13.84	14.18	15.12	15.71	14.26	14.99
7/6/2019 11:30	14.25	13.9	14.21	15.04	15.7	14.29	15.02
7/6/2019 11:45	14.29	13.94	14.23	14.96	15.67	14.28	15.02
7/6/2019 12:00	14.23	13.93	14.27	14.9	15.68	14.28	15
7/6/2019 12:15	14.19	13.93	14.36	14.88	15.64	14.29	14.98
7/6/2019 12:30	14.28	14.01	14.36	14.83	15.6	14.35	14.94
7/6/2019 12:45	14.31	14	14.2	14.78	15.56	14.34	14.91
7/6/2019 13:00	14.27	14.03	14.3	14.79	15.57	14.41	14.88
7/6/2019 13:15	14.28	14.06	14.26	14.8	15.56	14.39	14.88
7/6/2019 13:30	14.29	14.07	14.23	14.8	15.55	14.42	14.87
7/6/2019 13:45	14.33	14.06	14.27	14.87	15.64	14.33	14.88
7/6/2019 14:00	14.33	14.07	14.15	15.04	15.73	14.37	14.95
7/6/2019 14:15	14.33	14.07	14.25	15.03	15.78	14.41	14.99

Date Time	K-Plant						
	K-Plant Intake #1 °C	K-Plant Intake #2 °C	EMD Plant Intake °C	Cat Plant Intake °C	K-Plant Discharge °C	EMD Plant Discharge °C	Cat Plant Discharge °C
7/6/2019 14:30	14.35	14.07	14.28	15.07	15.82	14.44	15
7/6/2019 14:45	14.37	14.06	14.35	15.15	15.9	14.49	15.03
7/6/2019 15:00	14.41	14.07	14.55	15.22	16.06	14.55	15.07
7/6/2019 15:15	14.47	14.09	14.56	15.37	16.22	14.55	15.13
7/6/2019 15:30	14.54	14.16	14.48	15.26	16.29	14.52	15.19
7/6/2019 15:45	14.61	14.21	14.58	15.16	16.28	14.56	15.23
7/6/2019 16:00	14.65	14.32	14.57	15.02	16.24	14.55	15.22
7/6/2019 16:15	14.59	14.31	14.59	15.15	16.21	14.54	15.18
7/6/2019 16:30	14.66	14.37	14.72	16.03	16.31	14.78	15.31
7/6/2019 16:45	14.75	14.46	14.84	16.31	16.42	15.02	15.5
7/6/2019 17:00	14.83	14.57	15.03	16.39	16.49	15.19	15.76
7/6/2019 17:15	14.94	14.63	15.46	16.48	16.58	15.49	15.97
7/6/2019 17:30	14.92	14.69	15.84	16.55	16.64	15.81	16.18
7/6/2019 17:45	15.45	14.74	15.91	16.63	16.66	15.85	16.34
7/6/2019 18:00	15.94	14.78	16.12	16.62	16.73	15.99	16.47
7/6/2019 18:15	16.31	14.66	16.06	16.61	16.75	15.88	16.52
7/6/2019 18:30	16.24	14.3	16.07	16.62	16.74	15.87	16.57
7/6/2019 18:45	16.21	13.65	15.15	16.65	16.73	15.66	16.61
7/6/2019 19:00	15.45	13.37	14.68	16.74	16.74	15.15	16.64
7/6/2019 19:15	14.91	13.2	14.76	16.81	16.76	14.77	16.68
7/6/2019 19:30	15	13.37	14.93	16.81	16.78	15.14	16.74
7/6/2019 19:45	15.21	13.57	15.05	16.81	16.78	15.33	16.79
7/6/2019 20:00	15.67	13.97	14.91	16.82	16.78	15.5	16.81
7/6/2019 20:15	15.48	14.19	14.86	16.88	16.79	15.59	16.83
7/6/2019 20:30	15.49	14.28	15.62	16.85	16.8	15.83	16.85
7/6/2019 20:45	15.7	14.3	15.3	16.78	16.8	15.61	16.83
7/6/2019 21:00	16.31	14.36	15.79	16.78	16.8	15.8	16.81
7/6/2019 21:15	16.23	14.45	15.77	16.73	16.79	15.72	16.79
7/6/2019 21:30	16.12	14.35	15.54	16.79	16.79	15.49	16.78
7/6/2019 21:45	15.31	14.03	15.45	16.77	16.79	15.21	16.79
7/6/2019 22:00	14.8	13.79	14.56	16.66	16.8	14.8	16.77
7/6/2019 22:15	14.62	13.65	14.4	16.64	16.78	14.6	16.69
7/6/2019 22:30	14.63	13.2	14.13	16.64	16.77	14.21	16.62
7/6/2019 22:45	14.6	12.7	14	16.57	16.73	14.11	16.5
7/6/2019 23:00	14.16	12.36	14.12	16.59	16.7	13.7	16.47
7/6/2019 23:15	13.79	12.19	14.06	16.43	16.65	13.78	16.45
7/6/2019 23:30	13.46	12.27	13.81	16.26	16.62	13.75	16.24
7/6/2019 23:45	13.83	12.67	13.5	15.88	16.52	13.86	16.02
7/7/2019 0:00	13.74	12.96	13.59	15.8	16.35	13.87	15.8
7/7/2019 0:15	13.9	13.24	13.83	15.88	16.19	14.03	15.71
7/7/2019 0:30	14.04	13.35	13.89	16.15	16.15	14.11	15.69
7/7/2019 0:45	14.07	13.5	14.21	15.96	16.18	14.21	15.81
7/7/2019 1:00	14.17	13.63	13.99	16.39	16.22	14.25	15.84
7/7/2019 1:15	14.38	13.93	14.18	16.48	16.3	14.38	16.01

Date Time	K-Plant						
	K-Plant Intake #1 °C	K-Plant Intake #2 °C	EMD Plant Intake °C	Cat Plant Intake °C	K-Plant Discharge °C	EMD Plant Discharge °C	Cat Plant Discharge °C
7/7/2019 1:30	14.38	14.08	14.25	16.39	16.35	14.46	16.16
7/7/2019 1:45	14.36	14.17	14.19	16.41	16.42	14.45	16.24
7/7/2019 2:00	14.46	14.18	14.28	16.42	16.44	14.53	16.31
7/7/2019 2:15	14.45	14.2	14.25	16.38	16.45	14.67	16.35
7/7/2019 2:30	14.46	14.26	14.27	16.3	16.44	14.49	16.36
7/7/2019 2:45	14.42	14.23	14.23	16.27	16.39	14.39	16.32
7/7/2019 3:00	14.21	13.98	13.93	16.2	16.31	14.07	16.12
7/7/2019 3:15	14.04	13.35	13.91	16.18	16.27	13.96	16.05
7/7/2019 3:30	14.04	13.04	13.92	16.16	16.22	13.94	15.96
7/7/2019 3:45	14	13.09	13.77	15.22	16.15	13.75	15.8
7/7/2019 4:00	13.91	12.72	13.72	16.08	16.07	13.72	15.59
7/7/2019 4:15	14.1	13.14	13.87	15.78	15.98	13.8	15.58
7/7/2019 4:30	14.17	13.63	14.07	15.82	15.95	14.04	15.67
7/7/2019 4:45	14.27	13.87	14.25	15.75	15.95	14.26	15.71
7/7/2019 5:00	14.38	14.04	14.48	15.74	16	14.74	15.71
7/7/2019 5:15	14.55	14.18	15.03	15.87	16.04	14.99	15.76
7/7/2019 5:30	14.77	14.32	15.31	15.76	16.02	15.08	15.79
7/7/2019 5:45	15.19	14.43	15.41	15.77	15.96	15.34	15.8
7/7/2019 6:00	15.3	14.5	15.53	15.84	15.92	15.45	15.81
7/7/2019 6:15	15.31	14.62	15.04	15.87	15.9	15.44	15.86
7/7/2019 6:30	15.25	14.66	15.17	15.86	15.9	15.39	15.87
7/7/2019 6:45	15.2	14.68	15.15	15.8	15.89	15.14	15.88
7/7/2019 7:00	15.21	14.71	15.1	15.79	15.86	14.98	15.87
7/7/2019 7:15	15.19	14.71	15	15.73	15.78	14.99	15.84
7/7/2019 7:30	15.19	14.55	15.3	15.71	15.73	15.02	15.82
7/7/2019 7:45	15.12	13.66	15.18	15.5	15.67	14.94	15.76
7/7/2019 8:00	15.02	13.34	14.96	15.54	15.61	14.83	15.66
7/7/2019 8:15	15.07	13.88	14.53	15.54	15.58	14.8	15.63
7/7/2019 8:30	15.07	14.04	14.99	15.49	15.53	14.91	15.61
7/7/2019 8:45	15.17	14.5	15.28	15.49	15.51	15.12	15.58
7/7/2019 9:00	15.21	14.79	15.41	15.52	15.51	15.25	15.58
7/7/2019 9:15	15.22	14.96	15.45	15.53	15.52	15.34	15.59
7/7/2019 9:30	15.26	15.1	15.44	15.55	15.52	15.4	15.6
7/7/2019 9:45	15.27	15.16	15.47	15.57	15.54	15.45	15.61
7/7/2019 10:00	15.3	15.22	15.42	15.57	15.55	15.46	15.62
7/7/2019 10:15	15.35	15.27	15.48	15.59	15.57	15.48	15.63
7/7/2019 10:30	15.36	15.3	15.48	15.63	15.59	15.42	15.65
7/7/2019 10:45	15.3	14.74	14.93	15.62	15.6	15.24	15.66
7/7/2019 11:00	15.36	14.66	14.53	15.6	15.61	15.04	15.66
7/7/2019 11:15	15.37	14.93	14.37	15.62	15.66	15.05	15.66
7/7/2019 11:30	15.42	14.97	14.08	15.6	15.67	14.99	15.66
7/7/2019 11:45	15.43	14.98	14.01	15.6	15.68	14.98	15.66
7/7/2019 12:00	15.39	14.06	14.92	15.58	15.68	14.96	15.66
7/7/2019 12:15	15.23	12.66	14.18	15.57	15.68	14.66	15.65



Date Time	K-Plant						
	K-Plant Intake #1 °C	K-Plant Intake #2 °C	EMD Plant Intake °C	Cat Plant Intake °C	K-Plant Discharge °C	EMD Plant Discharge °C	Cat Plant Discharge °C
7/7/2019 12:30	14.75	12.09	13.49	15.57	15.68	14.25	15.64
7/7/2019 12:45	14.62	12.2	13.36	15.56	15.67	14.2	15.63
7/7/2019 13:00	14.62	12.37	13.71	15.55	15.66	14.32	15.62
7/7/2019 13:15	14.75	12.76	14.12	15.52	15.65	14.37	15.61
7/7/2019 13:30	15.03	13.04	15.18	15.52	15.64	14.66	15.59
7/7/2019 13:45	14.99	13.16	15.39	15.5	15.62	14.94	15.59
7/7/2019 14:00	15.16	13.67	15.26	15.37	15.59	15.06	15.55
7/7/2019 14:15	15.2	14.2	15.28	15.39	15.59	15.11	15.48
7/7/2019 14:30	15.22	14.84	15.34	15.4	15.6	15.19	15.48
7/7/2019 14:45	15.28	15.01	15.32	15.42	15.59	15.25	15.48
7/7/2019 15:00	15.27	15.13	15.4	15.43	15.57	15.3	15.48
7/7/2019 15:15	15.28	15.2	15.35	15.49	15.56	15.32	15.49
7/7/2019 15:30	15.3	15.22	15.36	15.45	15.55	15.33	15.51
7/7/2019 15:45	15.24	15.16	15.2	15.44	15.54	15.3	15.5
7/7/2019 16:00	15.23	15.07	15.18	15.45	15.53	15.18	15.5
7/7/2019 16:15	15.3	14.99	15.17	15.46	15.51	15.12	15.51
7/7/2019 16:30	15.35	14.88	15.14	15.53	15.52	15.14	15.52
7/7/2019 16:45	15.39	14.46	15.07	15.55	15.54	15.06	15.56
7/7/2019 17:00	15.33	13.63	15.14	15.57	15.53	14.91	15.58
7/7/2019 17:15	15.24	13.19	15.06	15.6	15.53	14.82	15.6
7/7/2019 17:30	15.23	13.11	14.61	15.61	15.52	14.74	15.62
7/7/2019 17:45	15.21	13.58	14.63	15.59	15.52	14.74	15.63
7/7/2019 18:00	15.24	13.48	14.82	15.57	15.55	14.57	15.63
7/7/2019 18:15	15.19	13.14	14.86	15.53	15.56	14.74	15.63
7/7/2019 18:30	15.25	13.23	14.93	15.5	15.58	14.84	15.61
7/7/2019 18:45	15.27	13.29	15.36	15.5	15.58	15.1	15.59
7/7/2019 19:00	15.32	14.21	15.38	15.53	15.59	15.32	15.6
7/7/2019 19:15	15.35	14.74	15.46	15.53	15.6	15.39	15.6
7/7/2019 19:30	15.31	14.78	15.45	15.53	15.6	15.38	15.6
7/7/2019 19:45	15.34	14.87	15.45	15.49	15.59	15.41	15.59
7/7/2019 20:00	15.33	15.05	15.4	15.46	15.58	15.35	15.57
7/7/2019 20:15	15.33	15.06	15.41	15.45	15.56	15.31	15.54
7/7/2019 20:30	15.33	15.03	15.35	15.44	15.55	15.2	15.53
7/7/2019 20:45	15.28	13.96	14.9	15.41	15.54	15.11	15.51
7/7/2019 21:00	15.23	13.69	14.63	15.39	15.53	14.98	15.49
7/7/2019 21:15	15.18	13.47	14.68	15.38	15.51	14.98	15.48
7/7/2019 21:30	15.14	13.52	14.63	15.37	15.48	14.91	15.46
7/7/2019 21:45	15.14	13.15	14.85	15.34	15.46	14.87	15.44
7/7/2019 22:00	15.18	13.88	14.57	15.31	15.45	14.91	15.42
7/7/2019 22:15	15.15	14.08	14.92	15.29	15.43	14.85	15.4
7/7/2019 22:30	15.13	14.26	15.06	15.25	15.41	14.83	15.37
7/7/2019 22:45	14.9	14.13	14.75	15.26	15.39	14.67	15.31
7/7/2019 23:00	14.69	13.91	14.23	15.24	15.37	14.48	15.33
7/7/2019 23:15	14.54	13.57	14.35	15.22	15.36	14.4	15.31

Date Time	K-Plant						
	K-Plant Intake #1 °C	K-Plant Intake #2 °C	EMD Plant Intake °C	Cat Plant Intake °C	K-Plant Discharge °C	EMD Plant Discharge °C	Cat Plant Discharge °C
7/7/2019 23:30	14.46	13.67	14.24	15.21	15.35	14.41	15.31
7/7/2019 23:45	14.53	13.89	14.31	15.21	15.34	14.45	15.29
7/8/2019 0:00	14.75	14.07	14.78	15.21	15.32	15.29	15.27
7/8/2019 0:15	14.87	14.12	14.96	15.13	15.31	15.16	15.26
7/8/2019 0:30	14.96	14.17	15.08	15.13	15.31	15.02	15.23
7/8/2019 0:45	15.02	14.48	15.02	15.12	15.29	15.04	15.22
7/8/2019 1:00	15	14.26	15.04	15.12	15.28	15.03	15.21
7/8/2019 1:15	15.05	14.23	15.07	15.11	15.26	15.01	15.2
7/8/2019 1:30	15.04	14.16	15.06	15.12	15.24	15	15.19
7/8/2019 1:45	14.98	13.93	15.04	15.06	15.22	14.95	15.18
7/8/2019 2:00	14.95	13.89	15.02	15.05	15.21	14.93	15.15
7/8/2019 2:15	14.97	14.03	15.03	15.02	15.19	14.95	15.13
7/8/2019 2:30	14.96	14.2	15.03	15.01	15.17	14.99	15.11
7/8/2019 2:45	14.97	14.43	15	15	15.16	14.99	15.11
7/8/2019 3:00	14.97	14.42	15	14.99	15.14	14.96	15.1
7/8/2019 3:15	14.94	14.58	14.99	14.99	15.12	14.98	15.09
7/8/2019 3:30	14.95	14.69	14.97	15	15.11	14.94	15.08
7/8/2019 3:45	14.93	14.69	14.95	14.96	15.09	14.96	15.07
7/8/2019 4:00	14.91	14.78	14.97	14.94	15.08	14.96	15.05
7/8/2019 4:15	14.91	14.8	14.89	14.92	15.06	14.92	15.03
7/8/2019 4:30	14.89	14.6	14.89	14.91	15.05	14.87	15.02
7/8/2019 4:45	14.86	14.64	14.93	14.9	15.03	14.88	15
7/8/2019 5:00	14.85	14.75	14.89	14.9	15.01	14.88	14.99
7/8/2019 5:15	14.86	14.77	14.88	14.86	14.99	14.91	14.98
7/8/2019 5:30	14.83	14.77	14.86	14.85	14.98	14.92	14.95
7/8/2019 5:45	14.82	14.76	14.85	14.83	14.97	14.9	14.94
7/8/2019 6:00	14.81	14.76	14.83	14.82	14.96	14.87	14.92
7/8/2019 6:15	14.8	14.74	14.81	14.81	14.95	14.85	14.91
7/8/2019 6:30	14.79	14.75	14.82	14.78	14.93	14.81	14.9
7/8/2019 6:45	14.79	14.74	14.81	14.75	14.92	14.81	14.87
7/8/2019 7:00	14.78	14.72	14.79	14.73	14.91	14.77	14.86
7/8/2019 7:15	14.76	14.65	14.77	14.75	14.9	14.73	14.84
7/8/2019 7:30	14.75	14.51	14.76	14.72	14.88	14.7	14.83
7/8/2019 7:45	14.73	14.61	14.74	14.73	14.88	14.7	14.82
7/8/2019 8:00	14.73	14.56	14.72	14.68	14.87	14.7	14.8
7/8/2019 8:15	14.71	14.53	14.69	14.7	14.86	14.72	14.79
7/8/2019 8:30	14.71	14.53	14.71	14.71	14.85	14.72	14.79
7/8/2019 8:45	14.71	14.59	14.71	14.7	14.85	14.75	14.79
7/8/2019 9:00	14.71	14.62	14.73	14.7	14.84	14.76	14.79
7/8/2019 9:15	14.7	14.64	14.7	14.7	14.84	14.78	14.79
7/8/2019 9:30	14.7	14.65	14.7	14.71	14.83	14.75	14.78
7/8/2019 9:45	14.69	14.65	14.72	14.7	14.83	14.78	14.78
7/8/2019 10:00	14.7	14.67	14.72	14.69	14.82	14.78	14.78
7/8/2019 10:15	14.68	14.64	14.72	14.73	14.82	14.79	14.78

Date Time	K-Plant						
	K-Plant Intake #1 °C	K-Plant Intake #2 °C	EMD Plant Intake °C	Cat Plant Intake °C	K-Plant Discharge °C	EMD Plant Discharge °C	Cat Plant Discharge °C
7/8/2019 10:30	14.67	14.65	14.73	14.7	14.82	14.79	14.79
7/8/2019 10:45	14.68	14.65	14.74	14.72	14.82	14.82	14.79
7/8/2019 11:00	14.69	14.65	14.74	14.74	14.81	14.8	14.79
7/8/2019 11:15	14.7	14.67	14.75	14.77	14.82	14.8	14.8
7/8/2019 11:30	14.71	14.69	14.77	14.78	14.83	14.82	14.82
7/8/2019 11:45	14.72	14.69	14.78	14.76	14.84	14.83	14.83
7/8/2019 12:00	14.73	14.7	14.77	14.73	14.85	14.8	14.83
7/8/2019 12:15	14.72	14.71	14.76	14.73	14.85	14.79	14.82
7/8/2019 12:30	14.71	14.67	14.77	14.77	14.84	14.81	14.82
7/8/2019 12:45	14.73	14.7	14.78	14.79	14.84	14.83	14.84
7/8/2019 13:00	14.74	14.71	14.79	14.79	14.85	14.83	14.85
7/8/2019 13:15	14.75	14.73	14.79	14.8	14.86	14.85	14.86
7/8/2019 13:30	14.76	14.73	14.8	14.79	14.87	14.88	14.87
7/8/2019 13:45	14.76	14.73	14.82	14.79	14.87	14.87	14.86
7/8/2019 14:00	14.77	14.74	14.82	14.8	14.87	14.87	14.86
7/8/2019 14:15	14.76	14.72	14.82	14.8	14.87	14.88	14.87
7/8/2019 14:30	14.77	14.75	14.83	14.81	14.88	14.89	14.87
7/8/2019 14:45	14.78	14.75	14.84	14.83	14.88	14.9	14.88
7/8/2019 15:00	14.79	14.76	14.85	14.85	14.9	14.91	14.89
7/8/2019 15:15	14.8	14.76	14.86	14.86	14.91	14.91	14.9
7/8/2019 15:30	14.81	14.78	14.87	14.9	14.93	14.94	14.92
7/8/2019 15:45	14.83	14.8	14.9	14.93	14.94	14.96	14.94
7/8/2019 16:00	14.86	14.8	14.92	14.92	14.97	14.98	14.97
7/8/2019 16:15	14.86	14.82	14.91	14.91	14.99	14.97	14.98
7/8/2019 16:30	14.83	14.78	14.86	14.87	14.99	14.95	14.96
7/8/2019 16:45	14.82	14.78	14.85	14.87	14.98	14.94	14.95
7/8/2019 17:00	14.81	14.77	14.87	14.87	14.96	14.93	14.95
7/8/2019 17:15	14.8	14.72	14.88	14.88	14.95	14.97	14.95
7/8/2019 17:30	14.83	14.77	14.89	14.89	14.95	17.96	14.95
7/8/2019 17:45	14.84	14.8	14.91	14.9	14.96	29.64	18.55
7/8/2019 18:00	14.86	14.82	14.91	14.89	14.97	28.35	18.6
7/8/2019 18:15	14.86	14.83	14.92	14.9	14.98	26.94	19.03
7/8/2019 18:30	14.86	14.82	14.9	14.92	14.98	26.47	19.14
7/8/2019 18:45	14.85	14.83	14.92	14.94	15	17.26	19.12
7/8/2019 19:00	14.88	14.84	14.93	14.9	15.01	15.18	17.73
7/8/2019 19:15	14.88	14.86	14.93	14.88	15.01	15.1	15.61
7/8/2019 19:30	14.88	14.86	14.92	14.89	15.01	15.08	15
7/8/2019 19:45	14.87	14.84	14.91	14.92	15	15.07	14.99
7/8/2019 20:00	14.87	14.84	14.9	14.92	15.01	15.05	15
7/8/2019 20:15	14.86	14.84	14.89	14.88	15	15.05	14.99
7/8/2019 20:30	14.86	14.84	14.88	14.88	14.99	15.01	14.97
7/8/2019 20:45	14.84	14.81	14.88	14.87	14.98	14.99	14.96
7/8/2019 21:00	14.83	14.8	14.88	14.86	14.97	14.93	14.96
7/8/2019 21:15	14.84	14.8	14.87	14.87	14.96	14.91	14.95

Date Time	K-Plant						
	K-Plant Intake #1 °C	K-Plant Intake #2 °C	EMD Plant Intake °C	Cat Plant Intake °C	K-Plant Discharge °C	EMD Plant Discharge °C	Cat Plant Discharge °C
7/8/2019 21:30	14.83	14.79	14.87	14.87	14.96	14.9	14.95
7/8/2019 21:45	14.83	14.78	14.86	14.83	14.95	14.91	14.95
7/8/2019 22:00	14.83	14.78	14.88	14.84	14.94	14.94	14.92
7/8/2019 22:15	14.82	14.77	14.87	14.84	14.93	14.95	14.91
7/8/2019 22:30	14.81	14.77	14.85	14.84	14.93	14.98	14.92
7/8/2019 22:45	14.82	14.74	14.87	14.83	14.92	14.98	14.92
7/8/2019 23:00	14.82	14.76	14.85	14.83	14.92	14.98	14.91
7/8/2019 23:15	14.8	14.75	14.86	14.82	14.92	14.97	14.91
7/8/2019 23:30	14.79	14.75	14.8	14.82	14.91	14.93	14.9
7/8/2019 23:45	14.77	14.74	14.8	14.8	14.9	14.9	14.9
7/9/2019 0:00	14.74	14.69	14.78	14.77	14.89	14.89	14.88
7/9/2019 0:15	14.74	14.69	14.78	14.75	14.88	14.88	14.85
7/9/2019 0:30	14.74	14.69	14.75	14.73	14.87	14.87	14.84
7/9/2019 0:45	14.72	14.67	14.75	14.73	14.85	14.8	14.82
7/9/2019 1:00	14.72	14.67	14.75	14.71	14.83	14.81	14.82
7/9/2019 1:15	14.71	14.66	14.75	14.7	14.82	14.8	14.8
7/9/2019 1:30	14.7	14.65	14.7	14.7	14.8	14.75	14.79
7/9/2019 1:45	14.67	14.65	14.71	14.69	14.79	14.73	14.78
7/9/2019 2:00	14.64	14.6	14.71	14.68	14.78	14.73	14.78
7/9/2019 2:15	14.62	14.58	14.63	14.68	14.76	14.74	14.77
7/9/2019 2:30	14.61	14.55	14.65	14.66	14.74	14.71	14.76
7/9/2019 2:45	14.6	14.53	14.63	14.64	14.73	14.73	14.75
7/9/2019 3:00	14.59	14.54	14.63	14.61	14.72	14.73	14.73
7/9/2019 3:15	14.59	14.55	14.63	14.6	14.7	14.73	14.71
7/9/2019 3:30	14.59	14.56	14.61	14.58	14.69	14.7	14.7
7/9/2019 3:45	14.58	14.54	14.61	14.56	14.68	14.71	14.68
7/9/2019 4:00	14.56	14.54	14.58	14.55	14.67	14.69	14.66
7/9/2019 4:15	14.56	14.54	14.58	14.54	14.65	14.66	14.65
7/9/2019 4:30	14.54	14.53	14.57	14.52	14.64	14.65	14.63
7/9/2019 4:45	14.53	14.51	14.56	14.51	14.62	14.65	14.62
7/9/2019 5:00	14.51	14.5	14.55	14.51	14.61	14.65	14.61
7/9/2019 5:15	14.5	14.49	14.52	14.49	14.6	14.62	14.6
7/9/2019 5:30	14.5	14.49	14.53	14.48	14.59	14.62	14.58
7/9/2019 5:45	14.48	14.47	14.53	14.47	14.58	14.62	14.58
7/9/2019 6:00	14.48	14.46	14.49	14.46	14.57	14.6	14.56
7/9/2019 6:15	14.46	14.44	14.5	14.45	14.56	14.59	14.56
7/9/2019 6:30	14.45	14.43	14.48	14.44	14.54	14.57	14.54
7/9/2019 6:45	14.45	14.43	14.48	14.43	14.53	14.55	14.53
7/9/2019 7:00	14.44	14.42	14.47	14.41	14.52	14.55	14.52
7/9/2019 7:15	14.43	14.4	14.46	14.4	14.51	14.54	14.51
7/9/2019 7:30	14.41	14.39	14.45	14.39	14.5	14.54	14.5
7/9/2019 7:45	14.4	14.39	14.44	14.38	14.49	14.53	14.49
7/9/2019 8:00	14.4	14.39	14.43	14.37	14.48	14.53	14.48
7/9/2019 8:15	14.39	14.4	14.42	14.37	14.48	14.52	14.47

Date Time	K-Plant						
	K-Plant Intake #1 °C	K-Plant Intake #2 °C	EMD Plant Intake °C	Cat Plant Intake °C	K-Plant Discharge °C	EMD Plant Discharge °C	Cat Plant Discharge °C
7/9/2019 8:30	14.39	14.39	14.43	14.37	14.47	14.52	14.47
7/9/2019 8:45	14.38	14.38	14.42	14.36	14.46	14.52	14.47
7/9/2019 9:00	14.37	14.38	14.42	14.36	14.46	14.54	14.46
7/9/2019 9:15	14.37	14.38	14.42	14.37	14.46	14.5	14.46
7/9/2019 9:30	14.37	14.37	14.43	14.38	14.46	14.49	14.47
7/9/2019 9:45	14.38	14.37	14.43	14.4	14.47	14.49	14.47
7/9/2019 10:00	14.39	14.38	14.43	14.41	14.48	14.48	14.48
7/9/2019 10:15	14.39	14.37	14.44	14.4	14.5	14.46	14.48
7/9/2019 10:30	14.39	14.35	14.43	14.41	14.51	14.43	14.48
7/9/2019 10:45	14.39	14.32	14.43	14.4	14.51	14.57	14.49
7/9/2019 11:00	14.39	14.34	14.43	14.4	14.52	18.22	14.48
7/9/2019 11:15	14.38	14.34	14.44	14.4	14.51	18.53	14.48
7/9/2019 11:30	14.37	14.33	14.44	14.42	14.51	18.7	14.49
7/9/2019 11:45	14.39	14.35	14.45	14.44	14.51	18.77	14.5
7/9/2019 12:00	14.4	14.38	14.47	14.47	14.52	18.89	14.51
7/9/2019 12:15	14.41	14.4	14.49	14.48	14.54	18.93	14.53
7/9/2019 12:30	14.43	14.41	14.5	14.5	14.56	18.97	14.54
7/9/2019 12:45	14.44	14.42	14.51	14.5	14.57	18.87	14.56
7/9/2019 13:00	14.45	14.44	14.52	14.51	14.59	19.02	14.57
7/9/2019 13:15	14.46	14.44	14.52	14.52	14.61	18.91	14.58
7/9/2019 13:30	14.47	14.45	14.54	14.53	14.63	19	14.58
7/9/2019 13:45	14.48	14.47	14.55	14.56	14.64	18.97	14.6
7/9/2019 14:00	14.49	14.48	14.56	14.56	14.66	19.02	14.61
7/9/2019 14:15	14.5	14.49	14.57	14.56	14.66	18.97	14.62
7/9/2019 14:30	14.51	14.5	14.58	14.57	14.7	19.01	14.62
7/9/2019 14:45	14.52	14.51	14.58	14.58	14.7	19.07	14.63
7/9/2019 15:00	14.53	14.52	14.59	14.6	14.7	18.94	14.64
7/9/2019 15:15	14.53	14.52	14.6	14.62	14.72	19.03	14.65
7/9/2019 15:30	14.54	14.53	14.61	14.64	14.73	18.9	14.66
7/9/2019 15:45	14.55	14.54	14.62	14.69	14.75	19.05	14.68
7/9/2019 16:00	14.56	14.55	14.63	14.66	14.77	18.91	14.71
7/9/2019 16:15	14.57	14.56	14.65	14.65	14.77	19.04	14.71
7/9/2019 16:30	14.57	14.56	14.67	14.67	14.77	18.97	14.72
7/9/2019 16:45	14.59	14.57	14.68	14.7	14.77	19.07	14.73
7/9/2019 17:00	14.6	14.59	14.71	14.74	14.79	19.09	14.75
7/9/2019 17:15	14.6	14.6	14.73	14.75	14.8	19	14.77
7/9/2019 17:30	14.61	14.61	14.74	14.75	14.81	19.14	14.79
7/9/2019 17:45	14.62	14.61	14.74	14.75	14.85	19.04	14.8
7/9/2019 18:00	14.63	14.61	14.78	14.77	14.86	19.22	14.82
7/9/2019 18:15	14.67	14.63	14.74	14.79	14.89	19.12	14.83
7/9/2019 18:30	14.7	14.67	14.78	14.96	14.92	19.27	14.88
7/9/2019 18:45	14.72	14.69	14.77	14.9	14.95	19.17	14.92
7/9/2019 19:00	14.74	14.72	14.8	14.88	14.96	19.31	14.93
7/9/2019 19:15	14.75	14.73	14.8	14.87	14.98	19.18	14.94

Date Time	K-Plant						
	K-Plant Intake #1 °C	K-Plant Intake #2 °C	EMD Plant Intake °C	Cat Plant Intake °C	K-Plant Discharge °C	EMD Plant Discharge °C	Cat Plant Discharge °C
7/9/2019 19:30	14.77	14.74	14.82	14.9	14.98	19.28	14.94
7/9/2019 19:45	14.81	14.77	14.84	14.94	14.99	19.33	14.94
7/9/2019 20:00	14.83	14.79	14.86	14.99	14.99	19.26	14.99
7/9/2019 20:15	14.82	14.79	14.87	14.95	15	19.44	15
7/9/2019 20:30	14.83	14.79	14.86	14.97	15.02	19.21	15.02
7/9/2019 20:45	14.88	14.8	14.81	14.99	15.03	19.27	15.03
7/9/2019 21:00	14.91	14.81	14.74	14.99	15.04	19.12	15.04
7/9/2019 21:15	14.9	14.79	14.65	14.98	15.04	19.16	15.04
7/9/2019 21:30	14.89	14.78	14.73	14.92	15.04	19.28	15.02
7/9/2019 21:45	14.87	14.79	14.67	14.95	15.04	19.11	15
7/9/2019 22:00	14.86	14.79	14.69	14.94	15.03	19.24	15
7/9/2019 22:15	14.85	14.8	14.87	14.86	15.03	19.33	15.02
7/9/2019 22:30	14.84	14.77	14.87	14.92	15.02	19.16	15.01
7/9/2019 22:45	14.84	14.67	14.79	14.93	15.02	19.26	14.98
7/9/2019 23:00	14.84	14.69	14.77	14.9	15	19.28	14.99
7/9/2019 23:15	14.85	14.56	14.65	14.95	15	17.29	14.98
7/9/2019 23:30	14.84	14.38	14.7	14.94	15	15.16	15
7/9/2019 23:45	14.84	14.28	14.4	14.92	15	14.75	15
7/10/2019 0:00	14.83	14.41	13.93	14.92	14.99	14.52	14.99
7/10/2019 0:15	14.82	14.28	14.14	14.91	14.99	14.39	14.99
7/10/2019 0:30	14.81	14	14.03	14.92	14.99	14.36	14.99
7/10/2019 0:45	14.75	13.43	14.42	14.91	14.99	14.35	14.99
7/10/2019 1:00	14.71	13.29	14.64	14.91	14.98	14.38	14.98
7/10/2019 1:15	14.74	13.15	14.6	14.89	14.97	14.32	14.98
7/10/2019 1:30	14.72	13.17	14.45	14.88	14.96	14.4	14.96
7/10/2019 1:45	14.72	13.3	14.34	14.89	14.94	14.33	14.96
7/10/2019 2:00	14.61	13.17	14.22	14.87	14.94	14.33	14.96
7/10/2019 2:15	14.34	13.29	14.36	14.88	14.94	14.19	14.95
7/10/2019 2:30	14.17	13.28	13.87	14.87	14.94	14.08	14.95
7/10/2019 2:45	14.21	13.27	14	14.87	14.94	14.19	14.95
7/10/2019 3:00	14.12	13.29	14.05	14.87	14.93	14.14	14.93
7/10/2019 3:15	13.94	13.31	13.75	14.86	14.93	14	14.9
7/10/2019 3:30	13.86	13.34	13.33	14.86	14.92	13.65	14.85
7/10/2019 3:45	13.85	13.39	13.53	14.85	14.92	13.8	14.83
7/10/2019 4:00	13.91	13.44	13.47	14.82	14.91	13.75	14.82
7/10/2019 4:15	13.9	13.53	13.63	14.79	14.91	13.77	14.79
7/10/2019 4:30	13.95	13.59	13.61	14.71	14.9	13.79	14.75
7/10/2019 4:45	13.99	13.61	13.71	14.63	14.88	13.87	14.72
7/10/2019 5:00	14.04	13.68	13.86	14.66	14.87	13.96	14.7
7/10/2019 5:15	14.07	13.73	13.91	14.62	14.87	13.99	14.69
7/10/2019 5:30	14.07	13.81	13.86	14.55	14.86	13.97	14.68
7/10/2019 5:45	14.06	13.84	13.88	14.54	14.86	13.97	14.66
7/10/2019 6:00	14.08	13.84	13.8	14.63	14.85	15.84	14.65
7/10/2019 6:15	14.09	13.84	13.86	14.5	14.84	16.23	14.64

Date Time	K-Plant						
	K-Plant Intake #1 °C	K-Plant Intake #2 °C	EMD Plant Intake °C	Cat Plant Intake °C	K-Plant Discharge °C	EMD Plant Discharge °C	Cat Plant Discharge °C
7/10/2019 6:30	14.09	13.82	13.84	14.49	14.84	16.57	14.61
7/10/2019 6:45	14.08	13.81	13.92	14.5	14.82	16.7	14.55
7/10/2019 7:00	14.07	13.81	13.89	14.35	14.81	18.18	14.52
7/10/2019 7:15	14.05	13.79	14.09	14.43	14.8	18.67	14.48
7/10/2019 7:30	14.01	13.77	14.12	14.39	14.8	18.7	14.47
7/10/2019 7:45	14.04	13.79	14.15	14.3	14.8	18.85	14.45
7/10/2019 8:00	14.04	13.89	14.17	14.37	14.81	18.88	14.44
7/10/2019 8:15	14.08	13.96	14.2	14.34	14.81	18.9	14.45
7/10/2019 8:30	14.08	13.99	14.2	14.4	14.79	18.72	14.46
7/10/2019 8:45	14.09	14.02	14.2	14.38	14.76	18.87	14.47
7/10/2019 9:00	14.1	14.04	14.19	14.35	14.73	18.75	14.45
7/10/2019 9:15	14.09	14.04	14.2	14.36	14.72	16.45	14.44
7/10/2019 9:30	14.1	14.06	14.19	14.37	14.7	17.01	14.44
7/10/2019 9:45	14.11	14.07	14.2	14.4	14.69	18.71	14.45
7/10/2019 10:00	14.12	14.09	14.22	14.4	14.71	18.74	14.46
7/10/2019 10:15	14.14	14.1	14.22	14.41	14.71	18.82	14.47
7/10/2019 10:30	14.16	14.1	14.23	14.43	14.71	18.85	14.48
7/10/2019 10:45	14.17	14.12	14.23	14.45	14.72	18.85	14.48
7/10/2019 11:00	14.17	14.13	14.21	14.4	14.71	20.69	14.48
7/10/2019 11:15	14.17	14.13	14.24	14.4	14.7	21.39	14.48
7/10/2019 11:30	14.18	14.13	14.26	14.38	14.7	20.3	14.47
7/10/2019 11:45	14.19	14.14	14.27	14.33	14.7	18.85	14.45
7/10/2019 12:00	14.19	14.15	14.28	14.34	14.7	18.72	14.43
7/10/2019 12:15	14.2	14.17	14.29	14.34	14.7	18.26	14.42
7/10/2019 12:30	14.22	14.18	14.31	14.33	14.64	16.44	14.42
7/10/2019 12:45	14.23	14.2	14.35	14.32	14.6	14.79	14.41
7/10/2019 13:00	14.25	14.23	14.37	14.33	14.6	14.42	14.4
7/10/2019 13:15	14.26	14.23	14.36	14.33	14.59	14.39	14.41
7/10/2019 13:30	14.27	14.25	14.35	14.35	14.53	14.4	14.41
7/10/2019 13:45	14.28	14.24	14.27	14.37	14.5	14.37	14.43
7/10/2019 14:00	14.29	14.24	14.28	14.42	14.5	14.31	14.45
7/10/2019 14:15	14.29	14.23	14.22	14.4	14.49	14.3	14.46
7/10/2019 14:30	14.31	14.22	14.3	14.52	14.48	14.34	14.47
7/10/2019 14:45	14.32	14.22	14.34	14.47	14.51	14.36	14.51
7/10/2019 15:00	14.36	14.25	14.32	14.39	14.53	14.32	14.5
7/10/2019 15:15	14.26	14.24	14.31	14.37	14.55	14.35	14.48
7/10/2019 15:30	14.28	14.23	14.31	14.39	14.55	14.37	14.47
7/10/2019 15:45	14.28	14.24	14.3	14.39	14.55	14.39	14.47
7/10/2019 16:00	14.28	14.25	14.3	14.4	14.56	14.38	14.46
7/10/2019 16:15	14.28	14.25	14.32	14.41	14.57	14.38	14.47
7/10/2019 16:30	14.28	14.26	14.34	14.42	14.74	14.43	14.48
7/10/2019 16:45	14.3	14.27	14.34	14.41	15.02	14.43	14.48
7/10/2019 17:00	14.3	14.28	14.34	14.46	14.99	14.43	14.48
7/10/2019 17:15	14.29	14.28	14.34	14.41	14.99	14.42	14.5

Date Time	K-Plant						
	K-Plant Intake #1 °C	K-Plant Intake #2 °C	EMD Plant Intake °C	Cat Plant Intake °C	Discharge °C	EMD Plant Discharge °C	Cat Plant Discharge °C
7/10/2019 17:30	14.29	14.28	14.34	14.41	14.82	14.41	14.49
7/10/2019 17:45	14.29	14.28	14.34	14.42	14.79	14.42	14.49
7/10/2019 18:00	14.3	14.29	14.35	14.45	14.91	14.39	14.49
7/10/2019 18:15	14.3	14.29	14.36	14.48	15.04	14.42	14.5
7/10/2019 18:30	14.31	14.3	14.35	14.47	15.19	14.35	14.52
7/10/2019 18:45	14.32	14.3	14.36	14.5	15.37	14.41	14.53
7/10/2019 19:00	14.31	14.3	14.4	14.66	15.48	14.43	14.54
7/10/2019 19:15	14.32	14.29	14.4	15.04	15.58	14.47	14.61
7/10/2019 19:30	14.33	14.31	14.41	14.96	15.7	14.43	14.71
7/10/2019 19:45	14.33	14.33	14.42	14.97	15.63	14.48	14.7
7/10/2019 20:00	14.34	14.33	14.44	14.84	15.59	14.51	14.96
7/10/2019 20:15	14.36	14.34	14.42	14.74	15.61	14.47	14.85
7/10/2019 20:30	14.4	14.35	14.47	14.91	15.59	14.53	14.83
7/10/2019 20:45	14.4	14.35	14.51	15.14	15.65	14.57	14.94
7/10/2019 21:00	14.39	14.34	14.45	15.05	15.59	14.54	15.07
7/10/2019 21:15	14.4	14.04	14.46	15.09	15.47	14.54	15.06
7/10/2019 21:30	14.56	14.3	14.82	15.21	15.52	14.71	15.1
7/10/2019 21:45	14.76	14.3	14.97	15.17	15.66	14.83	15.14
7/10/2019 22:00	14.86	14.34	14.95	15.55	15.71	14.93	15.18
7/10/2019 22:15	14.92	14.4	14.85	15.19	15.7	14.91	15.21
7/10/2019 22:30	14.79	14.36	14.94	15.67	15.67	14.86	15.32
7/10/2019 22:45	14.7	14.16	14.71	15.5	15.62	14.7	15.38
7/10/2019 23:00	14.66	14.04	14.64	15.27	15.6	14.6	15.36
7/10/2019 23:15	14.46	13.43	14.5	15.27	15.58	14.46	15.33
7/10/2019 23:30	14.44	13.35	14.4	15.18	15.54	14.43	15.25
7/10/2019 23:45	14.5	13.81	14.38	15.23	15.54	14.36	15.15
7/11/2019 0:00	14.49	13.83	14.38	14.97	15.49	14.4	15.1
7/11/2019 0:15	14.48	14.15	14.31	14.98	15.41	14.4	15.06
7/11/2019 0:30	14.45	14.35	14.41	15.31	15.45	14.44	15.04
7/11/2019 0:45	14.43	14	14.41	15.36	15.46	14.45	15.07
7/11/2019 1:00	14.4	13.93	14.36	14.77	15.45	14.41	14.99
7/11/2019 1:15	14.34	13.82	14.35	14.74	15.42	14.36	14.9
7/11/2019 1:30	14.26	13.88	14.39	14.81	15.35	14.33	14.86
7/11/2019 1:45	14.35	14.11	14.38	14.9	15.3	14.34	14.82
7/11/2019 2:00	14.34	14.12	14.39	14.98	15.25	14.34	14.86
7/11/2019 2:15	14.35	14.09	14.35	14.87	15.23	14.36	14.81
7/11/2019 2:30	14.35	14.13	14.36	14.84	15.23	14.34	14.77
7/11/2019 2:45	14.36	14.17	14.32	14.77	15.2	14.35	14.78
7/11/2019 3:00	14.38	14.12	14.3	14.85	15.17	14.37	14.77
7/11/2019 3:15	14.37	14.2	14.38	14.86	15.16	14.38	14.78
7/11/2019 3:30	14.36	14.13	14.34	14.8	15.16	14.37	14.78
7/11/2019 3:45	14.36	13.94	14.39	14.73	15.14	14.37	14.76
7/11/2019 4:00	14.33	13.92	14.38	14.61	15.09	14.35	14.71
7/11/2019 4:15	14.34	14.03	14.41	14.62	15.07	14.42	14.68



Date Time	K-Plant						
	K-Plant Intake #1 °C	K-Plant Intake #2 °C	EMD Plant Intake °C	Cat Plant Intake °C	K-Plant Discharge °C	EMD Plant Discharge °C	Cat Plant Discharge °C
7/11/2019 4:30	14.34	14.12	14.41	14.65	15.06	14.41	14.69
7/11/2019 4:45	14.35	14.13	14.47	14.65	15.04	14.4	14.7
7/11/2019 5:00	14.35	14.12	14.49	14.67	15.03	14.43	14.69
7/11/2019 5:15	14.36	14.08	14.44	14.63	15.04	14.45	14.7
7/11/2019 5:30	14.37	14.15	14.41	14.66	15.04	14.49	14.7
7/11/2019 5:45	14.37	14.2	14.4	14.66	15.03	14.47	14.71
7/11/2019 6:00	14.37	14.2	14.44	14.68	15.03	14.48	14.72
7/11/2019 6:15	14.38	14.21	14.5	14.74	15.04	14.46	14.75
7/11/2019 6:30	14.4	14.26	14.43	14.73	15.04	14.48	14.77
7/11/2019 6:45	14.4	14.29	14.38	14.72	15.03	14.45	14.77
7/11/2019 7:00	14.42	14.31	14.38	14.59	15.03	14.44	14.75
7/11/2019 7:15	14.42	14.31	14.41	14.63	15	14.4	14.71
7/11/2019 7:30	14.46	14.33	14.37	14.66	14.99	14.37	14.72
7/11/2019 7:45	14.46	14.34	14.37	14.65	15	14.37	14.73
7/11/2019 8:00	14.48	14.34	14.4	14.68	14.98	14.38	14.73
7/11/2019 8:15	14.5	14.31	14.4	14.7	15	14.36	14.74
7/11/2019 8:30	14.5	14.32	14.49	14.71	15.03	14.4	14.75
7/11/2019 8:45	14.52	14.35	14.45	14.72	15.06	14.39	14.76
7/11/2019 9:00	14.46	14.34	14.46	14.73	15.06	14.39	14.76
7/11/2019 9:15	14.48	14.3	14.45	14.75	15.05	14.39	14.78
7/11/2019 9:30	14.46	14.29	14.46	14.73	15.07	14.43	14.78
7/11/2019 9:45	14.46	14.3	14.47	14.76	15.07	14.47	14.77
7/11/2019 10:00	14.46	14.33	14.49	14.86	15.08	14.48	14.78
7/11/2019 10:15	14.47	14.35	14.49	14.79	15.07	14.51	14.8
7/11/2019 10:30	14.47	14.36	14.52	14.77	15.04	14.51	14.8
7/11/2019 10:45	14.49	14.38	14.54	14.82	15.04	14.52	14.81
7/11/2019 11:00	14.51	14.39	14.52	14.89	15.08	14.49	14.82
7/11/2019 11:15	14.52	14.38	14.47	15.02	15.1	14.49	14.83
7/11/2019 11:30	14.5	14.39	14.51	15.04	15.12	14.5	14.86
7/11/2019 11:45	14.5	14.38	14.54	14.99	15.12	14.52	14.84
7/11/2019 12:00	14.5	14.38	14.55	14.82	15.14	14.55	14.82
7/11/2019 12:15	14.49	14.37	14.53	14.77	15.16	14.53	14.8
7/11/2019 12:30	14.48	14.31	14.5	14.8	15.16	14.5	14.8
7/11/2019 12:45	14.48	14.2	14.49	14.77	15.17	14.46	14.82
7/11/2019 13:00	14.48	14.15	14.5	14.75	15.2	14.48	14.79
7/11/2019 13:15	14.48	14.11	14.49	14.87	15.2	14.46	14.81
7/11/2019 13:30	14.46	14.13	14.45	14.97	15.18	14.47	14.83
7/11/2019 13:45	14.47	14.17	14.5	15.1	15.17	14.5	14.88
7/11/2019 14:00	14.48	14.3	14.54	14.96	15.16	14.5	14.88
7/11/2019 14:15	14.45	14.18	14.55	14.88	15.15	14.47	14.84
7/11/2019 14:30	14.45	14.16	14.52	14.78	15.13	14.46	14.83
7/11/2019 14:45	14.45	14.18	14.54	14.75	15.1	14.47	14.82
7/11/2019 15:00	14.45	13.91	14.51	14.73	15.08	14.47	14.8
7/11/2019 15:15	14.45	13.83	14.39	14.68	15.04	14.39	14.78

Date Time	K-Plant						
	K-Plant Intake #1 °C	K-Plant Intake #2 °C	EMD Plant Intake °C	Cat Plant Intake °C	Discharge °C	EMD Plant Discharge °C	Cat Plant Discharge °C
7/11/2019 15:30	14.27	13.67	14.48	14.64	14.99	14.28	14.74
7/11/2019 15:45	14.28	13.72	14.3	14.62	14.96	14.29	14.71
7/11/2019 16:00	14.35	13.78	14.49	14.59	14.93	14.37	14.68
7/11/2019 16:15	14.41	13.9	14.46	14.62	14.93	14.4	14.67
7/11/2019 16:30	14.38	14.01	14.49	14.61	14.92	14.48	14.68
7/11/2019 16:45	14.4	14.16	14.5	14.63	14.95	14.51	14.68
7/11/2019 17:00	14.44	14.23	14.51	14.64	15	14.52	14.69
7/11/2019 17:15	14.47	14.28	14.5	14.63	15.02	14.51	14.7
7/11/2019 17:30	14.48	14.26	14.51	14.62	15	14.53	14.7
7/11/2019 17:45	14.49	14.2	14.49	14.63	14.97	14.52	14.7
7/11/2019 18:00	14.5	14.19	14.49	14.64	14.94	14.5	14.7
7/11/2019 18:15	14.26	14.08	14.46	14.75	14.94	14.51	14.71
7/11/2019 18:30	14.1	13.76	13.89	14.66	14.85	14.14	14.76
7/11/2019 18:45	14.38	13.82	14.32	14.69	14.96	14.32	14.72
7/11/2019 19:00	14.48	13.83	14.53	14.8	15.13	14.43	14.75
7/11/2019 19:15	14.53	13.72	14.57	14.8	15.21	14.48	14.83
7/11/2019 19:30	14.62	13.72	14.44	14.79	15.23	14.36	14.83
7/11/2019 19:45	14.62	13.82	14.1	14.7	15.21	14.27	14.82
7/11/2019 20:00	14.59	13.86	14.62	15.14	15.27	14.55	14.89
7/11/2019 20:15	14.62	14.39	14.67	15.4	15.36	14.56	15.04
7/11/2019 20:30	14.67	14.39	14.65	15.39	15.43	14.61	15.16
7/11/2019 20:45	14.68	14.38	14.69	15.28	15.45	14.59	15.24
7/11/2019 21:00	14.77	14.3	14.73	15.55	15.5	14.73	15.33
7/11/2019 21:15	14.99	14.51	14.8	15.59	15.55	14.79	15.43
7/11/2019 21:30	15.22	14.61	14.8	15.6	15.57	15.03	15.51
7/11/2019 21:45	15.19	14.63	14.84	15.63	15.6	15.09	15.56
7/11/2019 22:00	15.28	14.63	14.84	15.65	15.64	15.07	15.6
7/11/2019 22:15	15.34	14.53	14.88	15.66	15.67	15.06	15.64
7/11/2019 22:30	15.36	14.2	14.81	15.67	15.7	14.84	15.66
7/11/2019 22:45	14.8	13.71	14.05	15.69	15.72	14.62	15.69
7/11/2019 23:00	14.81	14.04	14.62	15.7	15.72	14.61	15.71
7/11/2019 23:15	15.24	14.23	14.68	15.69	15.72	14.7	15.72
7/11/2019 23:30	14.72	14.16	14.52	15.69	15.72	14.65	15.73
7/11/2019 23:45	14.59	13.84	14.4	15.6	15.68	14.52	15.69
7/12/2019 0:00	14.61	13.88	14.79	15.5	15.66	14.59	15.63
7/12/2019 0:15	14.55	14.36	14.49	15.47	15.63	14.47	15.6
7/12/2019 0:30	14.55	14.3	14.19	15.52	15.61	14.38	15.52
7/12/2019 0:45	14.53	13.33	14.51	15.46	15.56	14.25	15.48
7/12/2019 1:00	14.19	13.21	13.97	15.4	15.53	14.2	15.41
7/12/2019 1:15	14.07	13.3	13.87	15.3	15.53	14.22	15.35
7/12/2019 1:30	13.92	13.45	13.98	14.96	15.52	14.22	15.25
7/12/2019 1:45	13.85	13.63	14.01	14.92	15.46	14.21	15.15
7/12/2019 2:00	13.92	13.69	14.07	14.75	15.39	14.22	15.03
7/12/2019 2:15	13.9	13.78	14.08	14.77	15.29	14.17	14.92

Date Time	K-Plant						
	K-Plant Intake #1 °C	K-Plant Intake #2 °C	EMD Plant Intake °C	Cat Plant Intake °C	K-Plant Discharge °C	EMD Plant Discharge °C	Cat Plant Discharge °C
7/12/2019 2:30	13.98	13.7	14.11	14.84	15.21	14.16	14.89
7/12/2019 2:45	13.97	13.67	14.17	14.78	15.16	14.2	14.86
7/12/2019 3:00	13.96	13.72	14.24	14.75	15.18	14.21	14.83
7/12/2019 3:15	14.01	13.73	14.17	14.76	15.19	14.2	14.78
7/12/2019 3:30	14.04	13.72	13.97	14.7	15.18	14.14	14.76
7/12/2019 3:45	14.07	13.77	13.89	14.69	15.07	14.06	14.77
7/12/2019 4:00	14.08	13.83	13.89	14.6	14.99	14.02	14.75
7/12/2019 4:15	14.18	13.91	13.97	14.69	14.98	14.08	14.71
7/12/2019 4:30	14.18	13.93	14.04	14.66	14.99	14.16	14.7
7/12/2019 4:45	14.19	13.98	14.07	14.79	14.97	14.17	14.71
7/12/2019 5:00	14.2	14.02	14.13	14.59	14.97	14.21	14.72
7/12/2019 5:15	14.23	14.03	14.17	14.59	14.96	14.24	14.67
7/12/2019 5:30	14.27	14.05	14.21	14.58	14.94	14.27	14.67
7/12/2019 5:45	14.3	14.12	14.22	14.8	14.96	14.29	14.7
7/12/2019 6:00	14.32	14.18	14.22	14.92	14.96	14.28	14.77
7/12/2019 6:15	14.36	14.18	14.23	15.12	14.97	14.31	14.85
7/12/2019 6:30	14.39	14.24	14.21	15	14.99	14.33	14.91
7/12/2019 6:45	14.43	14.26	14.22	14.8	15.01	14.32	14.92
7/12/2019 7:00	14.44	14.21	14.14	15.19	14.99	14.3	14.92
7/12/2019 7:15	14.45	14.21	14.1	15.09	14.99	14.31	14.96
7/12/2019 7:30	14.51	14.26	14.1	15.13	14.98	14.28	15
7/12/2019 7:45	14.52	14.26	14.08	15.04	14.97	14.34	15.06
7/12/2019 8:00	14.53	14.22	14.1	15.16	14.96	14.39	15.07
7/12/2019 8:15	14.51	14.25	14.15	15.11	14.97	14.45	15.1
7/12/2019 8:30	14.54	14.28	14.26	15.03	14.95	14.45	15.1
7/12/2019 8:45	14.55	14.29	14.41	14.98	14.95	14.5	15.09
7/12/2019 9:00	14.58	14.33	14.43	14.95	14.97	14.54	15.06
7/12/2019 9:15	14.59	14.33	14.5	15.02	14.99	14.51	15.04
7/12/2019 9:30	14.59	14.34	14.47	15.01	15	14.5	15.07
7/12/2019 9:45	14.59	14.34	14.5	15.01	15	14.48	15.07
7/12/2019 10:00	14.59	14.33	14.49	15.04	14.99	14.51	15.08
7/12/2019 10:15	14.58	14.35	14.45	15.07	15.03	14.52	15.09
7/12/2019 10:30	14.61	14.36	14.5	15.08	15.06	14.54	15.1
7/12/2019 10:45	14.64	14.37	14.51	15.09	15.07	14.56	15.12
7/12/2019 11:00	14.82	14.4	14.59	15.17	15.11	14.6	15.14
7/12/2019 11:15	14.88	14.45	14.61	15.18	15.15	14.62	15.18
7/12/2019 11:30	14.93	14.52	14.63	15.18	15.18	14.69	15.2
7/12/2019 11:45	14.95	14.69	14.58	15.2	15.2	14.72	15.22
7/12/2019 12:00	14.97	14.7	14.53	15.2	15.22	14.78	15.23
7/12/2019 12:15	14.96	14.75	14.48	15.2	15.25	14.78	15.25
7/12/2019 12:30	14.96	14.82	14.57	15.21	15.26	14.71	15.25
7/12/2019 12:45	14.93	14.8	14.59	15.05	15.23	14.74	15.25
7/12/2019 13:00	14.92	14.81	14.79	15.07	15.19	14.82	15.18
7/12/2019 13:15	14.93	14.85	15	15.09	15.18	14.98	15.17

Date Time	K-Plant						
	K-Plant Intake #1 °C	K-Plant Intake #2 °C	EMD Plant Intake °C	Cat Plant Intake °C	K-Plant Discharge °C	EMD Plant Discharge °C	Cat Plant Discharge °C
7/12/2019 13:30	14.92	14.84	15.06	15.11	15.18	15.04	15.18
7/12/2019 13:45	14.92	14.83	15.06	15.16	15.17	15.07	15.19
7/12/2019 14:00	14.97	14.84	15.1	15.2	15.17	15.11	15.23
7/12/2019 14:15	14.99	14.89	15.1	15.18	15.17	15.11	15.23
7/12/2019 14:30	14.99	14.95	15.13	15.2	15.18	15.16	15.25
7/12/2019 14:45	15	14.95	15.17	15.19	15.2	15.19	15.24
7/12/2019 15:00	15.02	14.98	15.15	15.25	15.22	15.19	15.24
7/12/2019 15:15	15.04	14.97	15.16	15.26	15.26	15.22	15.27
7/12/2019 15:30	15.09	15.02	15.19	15.3	15.3	15.21	15.3
7/12/2019 15:45	15.11	15.04	15.22	15.3	15.31	15.26	15.32
7/12/2019 16:00	15.11	15.05	15.23	15.25	15.32	15.26	15.33
7/12/2019 16:15	15.11	15.07	15.21	15.22	15.31	15.24	15.31
7/12/2019 16:30	15.09	15.01	15.15	15.23	15.31	15.19	15.3
7/12/2019 16:45	15.08	14.95	15.14	15.2	15.29	15.17	15.3
7/12/2019 17:00	15.08	14.96	15.11	15.22	15.28	15.16	15.28
7/12/2019 17:15	15.08	14.99	15.08	15.35	15.28	15.12	15.29
7/12/2019 17:30	15.15	14.99	15.13	15.31	15.28	15.13	15.34
7/12/2019 17:45	15.06	14.96	15.16	15.28	15.28	15.15	15.34
7/12/2019 18:00	15.02	14.92	15.06	15.26	15.27	15.05	15.33
7/12/2019 18:15	14.99	14.95	15.04	15.25	15.27	15.04	15.33
7/12/2019 18:30	15.05	14.94	15.07	15.28	15.29	15.08	15.33
7/12/2019 18:45	15.1	14.93	15.1	15.39	15.3	15.11	15.35
7/12/2019 19:00	15.13	14.99	15.09	15.42	15.32	15.1	15.39
7/12/2019 19:15	15.14	14.97	15.11	15.42	15.34	15.12	15.42
7/12/2019 19:30	15.18	15.06	15.11	15.37	15.36	15.14	15.43
7/12/2019 19:45	15.2	15.02	15.18	15.36	15.36	15.19	15.42
7/12/2019 20:00	15.18	15.04	15.11	15.38	15.37	15.21	15.42
7/12/2019 20:15	15.15	15.05	15.14	15.34	15.36	15.17	15.43
7/12/2019 20:30	15.13	14.78	15.26	15.33	15.36	15.18	15.41
7/12/2019 20:45	15.16	14.87	15.25	15.32	15.36	15.19	15.4
7/12/2019 21:00	15.18	15.04	15.23	15.32	15.37	15.22	15.4
7/12/2019 21:15	15.21	15.11	15.23	15.3	15.37	15.22	15.39
7/12/2019 21:30	15.23	15.12	15.19	15.3	15.38	15.18	15.38
7/12/2019 21:45	15.26	15.18	15.11	15.29	15.38	15.17	15.37
7/12/2019 22:00	15.26	15.21	15.07	15.3	15.38	15.16	15.37
7/12/2019 22:15	15.26	15.2	15.11	15.29	15.37	15.14	15.37
7/12/2019 22:30	15.22	15.18	15.11	15.31	15.37	15.07	15.36
7/12/2019 22:45	15.21	15.14	15.02	15.31	15.36	15.06	15.37
7/12/2019 23:00	15.19	15.1	15.1	15.29	15.36	15.03	15.36
7/12/2019 23:15	15.21	15	15.11	15.3	15.35	15.05	15.36
7/12/2019 23:30	15.19	14.72	15.02	15.31	15.35	15.04	15.35
7/12/2019 23:45	15.18	14.58	15	15.29	15.35	14.99	15.36
7/13/2019 0:00	15.19	14.65	15.07	15.29	15.34	14.99	15.35
7/13/2019 0:15	15.17	14.91	15.14	15.27	15.34	15.01	15.35

Date Time	K-Plant						
	K-Plant Intake #1 °C	K-Plant Intake #2 °C	EMD Plant Intake °C	Cat Plant Intake °C	K-Plant Discharge °C	EMD Plant Discharge °C	Cat Plant Discharge °C
7/13/2019 0:30	15.17	14.87	15.08	15.26	15.34	15.03	15.34
7/13/2019 0:45	15.14	14.75	15.12	15.24	15.34	15.04	15.33
7/13/2019 1:00	15.15	14.8	15.15	15.26	15.34	15.06	15.32
7/13/2019 1:15	15.15	14.93	14.94	15.23	15.33	15.02	15.31
7/13/2019 1:30	15.17	14.92	14.9	15.22	15.33	14.94	15.31
7/13/2019 1:45	15.17	14.33	14.75	15.23	15.33	14.71	15.3
7/13/2019 2:00	14.94	14.15	15.07	15.19	15.32	14.74	15.28
7/13/2019 2:15	14.77	13.74	15.04	15.18	15.32	14.74	15.27
7/13/2019 2:30	14.76	13.76	15.06	15.18	15.31	14.72	15.26
7/13/2019 2:45	14.83	13.7	14.96	15.17	15.3	14.55	15.26
7/13/2019 3:00	15.04	13.69	14.96	15.16	15.29	14.54	15.25
7/13/2019 3:15	15.01	13.74	14.95	15.13	15.28	14.57	15.23
7/13/2019 3:30	14.96	13.73	14.92	15.12	15.27	14.58	15.21
7/13/2019 3:45	14.96	13.57	14.63	15.1	15.25	14.47	15.19
7/13/2019 4:00	14.62	13.48	14.23	15.13	15.24	14.44	15.19
7/13/2019 4:15	14.48	13.62	14.38	15.14	15.23	14.43	15.2
7/13/2019 4:30	14.34	13.56	14.14	15.14	15.23	14.27	15.2
7/13/2019 4:45	14.4	13.56	14.17	15.12	15.22	14.28	15.2
7/13/2019 5:00	14.27	13.58	14.36	15.12	15.21	14.33	15.19
7/13/2019 5:15	14.23	13.52	13.94	15.11	15.21	14.19	15.18
7/13/2019 5:30	14.22	13.52	13.95	15.1	15.19	14.12	15.18
7/13/2019 5:45	14.18	13.48	14.11	15.09	15.18	14.2	15.17
7/13/2019 6:00	14.28	13.51	14.02	15.08	15.18	14.18	15.16
7/13/2019 6:15	14.4	13.56	14.12	15.07	15.17	14.23	15.15
7/13/2019 6:30	14.57	13.65	14.16	15.07	15.16	14.31	15.15
7/13/2019 6:45	14.62	13.77	14.21	15.06	15.16	14.43	15.14
7/13/2019 7:00	14.67	13.83	14.22	15.07	15.15	14.45	15.14
7/13/2019 7:15	14.65	13.81	14.37	15.06	15.15	14.51	15.14
7/13/2019 7:30	14.63	13.86	14.44	15.07	15.14	14.5	15.13
7/13/2019 7:45	14.56	13.9	14.27	15.02	15.14	14.52	15.12
7/13/2019 8:00	14.56	13.92	14.44	15.03	15.13	14.55	15.1
7/13/2019 8:15	14.5	13.97	14.46	15.01	15.13	14.52	15.1
7/13/2019 8:30	14.39	14	14.56	15.01	15.13	14.47	15.09
7/13/2019 8:45	14.33	13.94	14.24	15	15.13	14.39	15.09
7/13/2019 9:00	14.33	13.9	14.27	15	15.13	14.38	15.08
7/13/2019 9:15	14.34	13.9	14.32	15	15.13	14.43	15.08
7/13/2019 9:30	14.38	13.89	14.16	15	15.13	14.44	15.08
7/13/2019 9:45	14.43	13.92	14.36	15	15.15	14.48	15.07
7/13/2019 10:00	14.54	14	14.39	14.99	15.15	14.49	15.07
7/13/2019 10:15	14.65	14.09	14.13	14.99	15.13	14.57	15.07
7/13/2019 10:30	14.72	14.08	14.22	14.99	15.14	14.64	15.07
7/13/2019 10:45	14.81	14.11	14.3	14.99	15.18	14.69	15.07
7/13/2019 11:00	14.83	14.22	14.42	15	15.22	14.78	15.07
7/13/2019 11:15	14.84	14.28	14.48	15.04	15.26	14.82	15.08

Date Time	K-Plant						
	K-Plant Intake #1 °C	K-Plant Intake #2 °C	EMD Plant Intake °C	Cat Plant Intake °C	K-Plant Discharge °C	EMD Plant Discharge °C	Cat Plant Discharge °C
7/13/2019 11:30	14.86	14.39	14.97	15.12	15.28	14.96	15.1
7/13/2019 11:45	14.93	14.47	14.92	15.07	15.26	14.98	15.12
7/13/2019 12:00	14.98	14.7	15.02	15.18	15.32	14.96	15.13
7/13/2019 12:15	14.97	14.7	15.06	15.13	15.37	15.02	15.16
7/13/2019 12:30	14.95	14.69	15.08	15.47	15.45	15.06	15.22
7/13/2019 12:45	15.02	14.6	15.07	15.59	15.5	15.06	15.33
7/13/2019 13:00	15.05	14.62	15.08	15.68	15.58	15.09	15.45
7/13/2019 13:15	15.1	14.85	15.11	15.63	15.66	15.14	15.55
7/13/2019 13:30	15.08	14.77	15.15	15.81	15.77	15.21	15.63
7/13/2019 13:45	15.37	14.96	15.21	15.88	15.82	15.21	15.72
7/13/2019 14:00	15.55	15.03	15.25	15.96	15.88	15.29	15.81
7/13/2019 14:15	15.79	15.11	15.09	15.92	15.95	15.46	15.89
7/13/2019 14:30	15.75	15.48	15.65	15.97	16	15.67	15.91
7/13/2019 14:45	15.7	15.56	15.78	15.98	16.01	15.8	15.96
7/13/2019 15:00	15.72	15.57	15.84	15.97	16.01	15.85	15.98
7/13/2019 15:15	15.76	15.63	15.87	16.02	16	15.88	16
7/13/2019 15:30	15.86	15.75	15.93	16.04	16	15.95	16.03
7/13/2019 15:45	15.86	15.75	15.93	15.96	16.01	15.82	16.04
7/13/2019 16:00	15.84	13.97	15.51	16.05	16.03	15.56	16.04
7/13/2019 16:15	15.87	13.84	15.75	15.97	16.05	15.5	16.06
7/13/2019 16:30	15.92	14.21	15.92	16.52	16.19	15.78	16.13
7/13/2019 16:45	16.21	14.43	16	16.45	16.32	15.84	16.25
7/13/2019 17:00	16.26	15.03	16.14	16.37	16.39	15.98	16.31
7/13/2019 17:15	16.26	15.94	16.01	16.49	16.45	15.94	16.37
7/13/2019 17:30	16.28	16.14	16.13	16.51	16.53	15.95	16.42
7/13/2019 17:45	16.26	16.21	16.22	16.43	16.56	16.04	16.45
7/13/2019 18:00	16.26	16.04	16.17	16.42	16.52	16.12	16.45
7/13/2019 18:15	16.26	15.67	16.08	16.45	16.48	15.96	16.44
7/13/2019 18:30	16.22	13.71	16.22	16.51	16.45	15.55	16.47
7/13/2019 18:45	16.04	12.44	14.11	16.36	16.42	14.81	16.42
7/13/2019 19:00	15.38	12.17	13.85	16.26	16.41	14.66	16.33
7/13/2019 19:15	14.39	12.49	13.92	16	16.38	14.43	16.34
7/13/2019 19:30	13.58	12.7	13.14	16.08	16.35	13.83	16.21
7/13/2019 19:45	13.29	12.77	13.02	15.98	16.32	13.61	16.1
7/13/2019 20:00	13.36	12.86	14.01	15.95	16.34	14.12	15.99
7/13/2019 20:15	13.7	13.1	13.9	15.89	16.37	14.28	15.92
7/13/2019 20:30	13.98	13.6	13.94	15.95	16.38	14.38	15.88
7/13/2019 20:45	14.01	13.79	13.94	15.96	16.38	14.5	15.9
7/13/2019 21:00	14.08	13.89	14.16	16.02	16.39	14.36	15.94
7/13/2019 21:15	14.1	13.96	14.2	15.8	16.37	14.35	15.91
7/13/2019 21:30	14.25	13.99	14.14	15.85	16.36	14.43	15.78
7/13/2019 21:45	14.16	13.98	14.16	15.86	16.35	14.43	15.8
7/13/2019 22:00	14.24	13.97	14.28	15.48	16.33	14.43	15.81
7/13/2019 22:15	14.32	14.1	14.3	15.07	16.32	14.48	15.55

Date Time	K-Plant						
	K-Plant Intake #1 °C	K-Plant Intake #2 °C	EMD Plant Intake °C	Cat Plant Intake °C	K-Plant Discharge °C	EMD Plant Discharge °C	Cat Plant Discharge °C
7/13/2019 22:30	14.33	14.14	14.31	15.2	16.27	14.37	15.45
7/13/2019 22:45	14.41	14.22	14.47	15.14	16.21	14.44	15.36
7/13/2019 23:00	14.45	14.16	14.4	14.9	16.15	14.45	15.27
7/13/2019 23:15	14.47	14.07	14.32	14.6	16.1	14.37	15.1
7/13/2019 23:30	14.49	13.8	14.07	15.17	15.95	14.32	15.01
7/13/2019 23:45	14.57	13.67	14.49	15.4	15.92	14.43	15.07
7/14/2019 0:00	14.55	13.65	14.51	14.69	15.87	14.45	15.02
7/14/2019 0:15	14.49	13.83	14.47	14.73	15.87	14.45	14.91
7/14/2019 0:30	14.36	13.94	14.54	15.14	15.84	14.55	14.93
7/14/2019 0:45	14.54	13.98	14.41	14.93	15.78	14.53	15.01
7/14/2019 1:00	14.37	14.01	14.36	15.12	15.73	14.52	14.99
7/14/2019 1:15	14.29	14.07	14.39	15.02	15.73	14.55	15.05
7/14/2019 1:30	14.32	14.13	14.37	15.02	15.72	14.56	15.03
7/14/2019 1:45	14.34	14.14	14.43	14.93	15.69	14.56	15.03
7/14/2019 2:00	14.44	14.18	14.42	14.95	15.7	14.6	14.96
7/14/2019 2:15	14.57	14.24	14.47	14.95	15.7	14.64	15
7/14/2019 2:30	14.58	14.3	14.57	14.96	15.7	14.72	15
7/14/2019 2:45	14.65	14.31	14.67	15.02	15.7	14.83	15.02
7/14/2019 3:00	14.67	14.35	14.74	15.01	15.7	14.85	15.04
7/14/2019 3:15	14.63	14.4	14.66	15.02	15.71	14.81	15.06
7/14/2019 3:30	14.62	14.43	14.6	15.11	15.69	14.75	15.08
7/14/2019 3:45	14.62	14.44	14.66	15.11	15.66	14.76	15.1
7/14/2019 4:00	14.62	14.43	14.73	15.04	15.64	14.73	15.11
7/14/2019 4:15	14.63	14.42	14.68	15.14	15.59	14.74	15.11
7/14/2019 4:30	14.79	14.43	14.68	15.26	15.57	14.79	15.16
7/14/2019 4:45	14.74	14.45	14.91	15.3	15.57	14.84	15.23
7/14/2019 5:00	14.57	14.45	14.84	15.31	15.56	14.82	15.26
7/14/2019 5:15	14.65	14.44	14.73	15.3	15.55	14.9	15.29
7/14/2019 5:30	14.68	14.48	15	15.29	15.56	14.98	15.32
7/14/2019 5:45	14.8	14.53	14.83	15.2	15.56	14.87	15.31
7/14/2019 6:00	14.86	14.63	14.81	15.11	15.51	14.84	15.26
7/14/2019 6:15	14.96	14.77	14.87	15.12	15.49	14.89	15.22
7/14/2019 6:30	14.99	14.91	14.94	15.28	15.51	14.94	15.24
7/14/2019 6:45	15	14.93	14.95	15.35	15.52	15.03	15.28
7/14/2019 7:00	15.08	14.96	15.07	15.39	15.52	15.09	15.34
7/14/2019 7:15	15.14	14.99	15.09	15.47	15.52	15.06	15.37
7/14/2019 7:30	15.14	14.98	15.12	15.37	15.51	15.07	15.38
7/14/2019 7:45	15.15	14.94	15.16	15.43	15.53	15.08	15.38
7/14/2019 8:00	15.14	14.9	15.16	15.51	15.55	15.09	15.4
7/14/2019 8:15	15.12	14.86	15.17	15.53	15.56	15.11	15.46
7/14/2019 8:30	15.12	14.83	15.2	15.56	15.56	15.13	15.49
7/14/2019 8:45	15.11	14.75	15.16	15.43	15.57	15.09	15.49
7/14/2019 9:00	14.9	14.65	14.85	15.55	15.58	14.99	15.41
7/14/2019 9:15	15.11	14.62	15.04	15.5	15.59	15.04	15.48

Date Time	K-Plant						
	K-Plant Intake #1 °C	K-Plant Intake #2 °C	EMD Plant Intake °C	Cat Plant Intake °C	K-Plant Discharge °C	EMD Plant Discharge °C	Cat Plant Discharge °C
7/14/2019 9:30	15.1	14.71	15.15	15.46	15.6	15.06	15.47
7/14/2019 9:45	15.1	14.62	15.19	15.41	15.6	15.02	15.47
7/14/2019 10:00	15.03	14.39	14.98	15.5	15.59	14.97	15.5
7/14/2019 10:15	14.94	14.21	14.68	15.49	15.6	14.85	15.51
7/14/2019 10:30	14.89	14.28	14.79	15.58	15.62	14.65	15.52
7/14/2019 10:45	14.75	13.83	14.71	15.62	15.61	14.67	15.56
7/14/2019 11:00	14.78	14	14.66	15.63	15.61	14.68	15.57
7/14/2019 11:15	14.8	14.16	14.62	15.61	15.58	14.69	15.57
7/14/2019 11:30	14.75	13.8	14.83	15.58	15.55	14.74	15.61
7/14/2019 11:45	14.97	13.85	14.88	15.63	15.55	14.78	15.62
7/14/2019 12:00	14.99	13.89	15.06	15.61	15.56	14.87	15.64
7/14/2019 12:15	14.99	14.03	15.07	15.62	15.57	14.91	15.66
7/14/2019 12:30	14.85	14.02	14.9	15.66	15.57	14.89	15.68
7/14/2019 12:45	14.85	14.04	14.47	15.68	15.59	14.78	15.7
7/14/2019 13:00	14.72	14.11	14.69	15.7	15.61	14.8	15.73
7/14/2019 13:15	14.72	14.22	14.65	15.83	15.63	14.77	15.74
7/14/2019 13:30	14.82	14.23	14.45	15.88	15.68	14.73	15.8
7/14/2019 13:45	14.71	14.22	14.53	15.87	15.77	14.74	15.84
7/14/2019 14:00	14.64	14.2	14.55	15.85	15.79	14.67	15.86
7/14/2019 14:15	14.77	14.09	14.54	15.84	15.78	14.76	15.87
7/14/2019 14:30	15.03	14.26	14.62	16.02	15.82	14.83	15.87
7/14/2019 14:45	15.03	14.3	14.69	16	15.85	14.87	15.9
7/14/2019 15:00	14.98	14.39	14.96	15.9	15.91	14.86	15.88
7/14/2019 15:15	15.08	14.47	14.99	15.98	15.96	15	15.86
7/14/2019 15:30	15.32	14.48	15.09	16.01	15.99	15.11	15.89
7/14/2019 15:45	15.34	14.54	15.25	16.02	16.09	15.29	15.91
7/14/2019 16:00	15.35	14.63	15.17	16.19	16.22	15.26	15.99
7/14/2019 16:15	15.36	14.55	15.41	16.51	16.29	15.38	16.09
7/14/2019 16:30	15.42	14.7	15.14	16.54	16.36	15.31	16.21
7/14/2019 16:45	15.44	14.57	15.38	16.53	16.41	15.35	16.32
7/14/2019 17:00	15.45	14.48	15.23	16.48	16.45	15.35	16.38
7/14/2019 17:15	15.54	14.61	15.21	16.48	16.46	15.37	16.42
7/14/2019 17:30	15.49	14.61	15.19	16.42	16.47	15.32	16.44
7/14/2019 17:45	15.58	14.76	15.46	16.42	16.47	15.42	16.46
7/14/2019 18:00	15.66	14.9	15.45	16.41	16.45	15.46	16.47
7/14/2019 18:15	15.86	15	15.57	16.43	16.44	15.71	16.46
7/14/2019 18:30	15.91	15.36	15.66	16.44	16.45	15.81	16.48
7/14/2019 18:45	15.86	15.2	16.04	16.47	16.49	15.88	16.49
7/14/2019 19:00	15.89	14.95	15.65	16.46	16.53	15.77	16.5
7/14/2019 19:15	15.94	15	15.66	16.48	16.56	15.7	16.5
7/14/2019 19:30	16.05	14.73	15.84	16.59	16.61	15.79	16.54
7/14/2019 19:45	15.98	14.69	15.86	16.56	16.66	15.77	16.56
7/14/2019 20:00	15.55	14.83	15.59	16.56	16.68	15.58	16.56
7/14/2019 20:15	15.61	14.37	15.57	16.57	16.68	15.24	16.57



Date Time	K-Plant						
	K-Plant Intake #1 °C	K-Plant Intake #2 °C	EMD Plant Intake °C	Cat Plant Intake °C	K-Plant Discharge °C	EMD Plant Discharge °C	Cat Plant Discharge °C
7/14/2019 20:30	14.99	14.41	15.17	16.45	16.61	15.29	16.54
7/14/2019 20:45	14.79	14.35	14.9	16.51	16.6	15.27	16.53
7/14/2019 21:00	14.65	14.37	14.93	16.25	16.64	15.23	16.54
7/14/2019 21:15	14.58	14.15	14.41	15.74	16.71	14.55	16.37
7/14/2019 21:30	14.44	14.19	14.43	16.12	16.73	14.41	16.15
7/14/2019 21:45	14.47	14.11	14.46	16.24	16.82	14.43	16.02
7/14/2019 22:00	14.45	14	14.49	16.59	16.96	14.42	16.14
7/14/2019 22:15	14.54	13.95	14.25	16.55	17.03	14.45	16.26
7/14/2019 22:30	14.53	13.55	14.18	16.76	17.04	14.45	16.25
7/14/2019 22:45	14.5	13.77	14.22	16.69	17.03	14.56	16.29
7/14/2019 23:00	14.38	13.94	14.26	16.87	16.98	14.57	16.28
7/14/2019 23:15	14.38	14.02	14.24	16.82	16.93	14.53	16.33
7/14/2019 23:30	14.49	14.04	14.34	16.38	16.89	14.58	16.35
7/14/2019 23:45	14.37	14.04	14.28	16.38	16.86	14.57	16.27
7/15/2019 0:00	14.4	13.98	14.29	16.44	16.84	14.48	16.14
7/15/2019 0:15	14.27	13.84	14.07	16.51	16.82	14.35	16.07
7/15/2019 0:30	14.27	13.82	14.11	16.61	16.81	14.27	16.1
7/15/2019 0:45	14.37	13.89	14.31	16.13	16.81	14.4	16.11
7/15/2019 1:00	14.44	13.99	14.4	16.49	16.81	14.55	16.01
7/15/2019 1:15	14.51	14.07	14.5	16.59	16.82	14.63	16.15
7/15/2019 1:30	14.51	14.07	14.51	16.62	16.87	14.63	16.21
7/15/2019 1:45	14.51	14.07	14.54	16.64	16.85	14.64	16.22
7/15/2019 2:00	14.51	14.03	14.53	16.67	16.82	14.62	16.18
7/15/2019 2:15	14.49	14	14.32	16.61	16.79	14.57	16.09
7/15/2019 2:30	14.53	14	14.36	16.68	16.78	14.6	16.05
7/15/2019 2:45	14.57	14.09	14.4	16.66	16.76	14.61	16.05
7/15/2019 3:00	14.67	14.22	14.44	16.5	16.75	14.71	16.08
7/15/2019 3:15	14.69	14.28	14.44	16.41	16.75	14.74	16.17
7/15/2019 3:30	14.64	14.25	14.52	16.56	16.75	14.74	16.22
7/15/2019 3:45	14.62	14.23	14.56	16.63	16.75	14.81	16.23
7/15/2019 4:00	14.63	14.23	14.63	16.63	16.73	14.83	16.27
7/15/2019 4:15	14.63	14.28	14.41	16.59	16.71	14.65	16.32
7/15/2019 4:30	14.6	14.19	14.51	16.53	16.67	14.64	16.31
7/15/2019 4:45	14.54	14.15	14.58	16.59	16.65	14.66	16.31
7/15/2019 5:00	14.55	14.17	14.5	16.5	16.64	14.67	16.33
7/15/2019 5:15	14.57	14.26	14.52	16.42	16.63	14.67	16.29
7/15/2019 5:30	14.61	14.27	14.58	16.57	16.62	14.82	16.27
7/15/2019 5:45	14.77	14.37	14.56	16.58	16.6	14.83	16.34
7/15/2019 6:00	14.81	14.36	14.57	16.57	16.59	14.83	16.36
7/15/2019 6:15	14.75	14.34	14.59	16.59	16.57	14.89	16.37
7/15/2019 6:30	14.81	14.35	14.67	16.59	16.56	15.01	16.43
7/15/2019 6:45	14.8	14.35	14.71	16.58	16.55	15.08	16.48
7/15/2019 7:00	14.88	14.39	14.8	16.58	16.54	15.11	16.52
7/15/2019 7:15	14.91	14.44	14.98	16.57	16.54	15.34	16.56

Date Time	K-Plant						
	K-Plant Intake #1 °C	K-Plant Intake #2 °C	EMD Plant Intake °C	Cat Plant Intake °C	K-Plant Discharge °C	EMD Plant Discharge °C	Cat Plant Discharge °C
7/15/2019 7:30	14.97	14.56	15.1	16.5	16.53	15.38	16.54
7/15/2019 7:45	15.17	14.67	14.97	16.49	16.53	15.55	16.53
7/15/2019 8:00	15.71	14.76	15.08	16.45	16.53	15.67	16.53
7/15/2019 8:15	15.91	14.81	15.48	16.41	16.51	15.73	16.5
7/15/2019 8:30	16.05	14.86	15.87	16.39	16.51	15.92	16.47
7/15/2019 8:45	16.09	14.88	15.29	16.42	16.5	15.79	16.46
7/15/2019 9:00	16.19	14.9	15.3	16.41	16.5	15.69	16.47
7/15/2019 9:15	16.24	14.92	15.35	16.41	16.5	15.59	16.47
7/15/2019 9:30	16.2	14.9	15.71	16.44	16.51	15.57	16.47
7/15/2019 9:45	15.45	14.93	15.17	16.51	16.53	15.32	16.49
7/15/2019 10:00	15.19	14.9	15.09	16.48	16.54	15.27	16.51
7/15/2019 10:15	15.18	14.89	15.07	16.5	16.55	15.38	16.51
7/15/2019 10:30	15.46	14.92	15.11	16.5	16.56	15.49	16.53
7/15/2019 10:45	15.51	14.28	15.16	16.5	16.57	15.53	16.53
7/15/2019 11:00	15.55	14.04	15.14	16.51	16.59	15.54	16.53
7/15/2019 11:15	15.33	14.27	15.25	16.52	16.6	15.59	16.55
7/15/2019 11:30	15.6	14.14	15.3	16.53	16.63	15.6	16.57
7/15/2019 11:45	16.2	14.24	16.13	16.53	16.66	15.77	16.58
7/15/2019 12:00	16.28	14.25	16.43	16.54	16.68	15.9	16.58
7/15/2019 12:15	16.15	14.32	16.3	16.54	16.71	15.82	16.59
7/15/2019 12:30	16.32	14.26	16.1	16.63	16.74	15.74	16.59
7/15/2019 12:45	15.96	14.24	16.06	16.57	16.76	15.77	16.6
7/15/2019 13:00	15.93	14.23	14.83	16.58	16.84	15.66	16.6
7/15/2019 13:15	15.1	14.32	14.79	16.77	16.93	15.4	16.62
7/15/2019 13:30	14.82	14.27	14.61	16.59	17.1	14.99	16.64
7/15/2019 13:45	14.78	13.63	14.46	16.83	17.25	14.44	16.66
7/15/2019 14:00	14.77	13.07	13.63	16.82	17.36	14.18	16.67
7/15/2019 14:15	14.09	13.1	13.65	16.75	17.41	14.06	16.7
7/15/2019 14:30	14.54	12.99	13.85	16.66	17.38	14.18	16.67
7/15/2019 14:45	13.97	13.14	14.01	16.78	17.28	14.38	16.68
7/15/2019 15:00	14.82	13.63	14.33	17.22	17.32	14.79	16.76
7/15/2019 15:15	14.87	13.92	14.86	17.34	17.34	14.93	16.97
7/15/2019 15:30	15.01	14.14	14.74	17.27	17.39	15.08	17.09
7/15/2019 15:45	15.04	14.31	14.82	17.47	17.53	15.15	17.14
7/15/2019 16:00	14.94	14.35	14.82	17.79	17.7	15.19	17.27
7/15/2019 16:15	15.08	14.24	14.4	17.61	17.76	14.86	17.43
7/15/2019 16:30	14.61	14.04	14.29	17.53	17.8	14.31	17.42
7/15/2019 16:45	14.42	13.57	14.28	17.24	17.85	14.46	17.17
7/15/2019 17:00	14.48	13.66	14.21	16.83	17.88	14.47	16.96
7/15/2019 17:15	14.39	13.69	14.28	16.59	17.89	14.39	16.71
7/15/2019 17:30	14.22	13.87	14.34	16.44	17.89	14.41	16.54
7/15/2019 17:45	14.3	14.03	14.45	16.6	17.93	14.53	16.52
7/15/2019 18:00	14.41	14.12	14.58	16.75	17.98	14.64	16.5
7/15/2019 18:15	14.49	14.19	14.62	16.82	18.04	14.74	16.48

Date Time	K-Plant						
	K-Plant Intake #1 °C	K-Plant Intake #2 °C	EMD Plant Intake °C	Cat Plant Intake °C	K-Plant Discharge °C	EMD Plant Discharge °C	Cat Plant Discharge °C
7/15/2019 18:30	14.54	14.25	14.66	16.88	18.06	14.82	16.49
7/15/2019 18:45	14.58	14.34	14.68	16.38	18.02	14.8	16.38
7/15/2019 19:00	14.63	14.4	14.71	15.56	18.01	14.82	16.16
7/15/2019 19:15	14.68	14.48	14.72	16.18	18.07	14.84	15.98
7/15/2019 19:30	14.74	14.51	14.77	15.91	18.13	14.84	15.94
7/15/2019 19:45	14.83	14.65	14.79	17.39	18.15	14.87	16.05
7/15/2019 20:00	14.87	14.71	14.85	17.82	18.14	15.02	16.47
7/15/2019 20:15	14.95	14.76	14.86	17.79	18.09	15.03	16.81
7/15/2019 20:30	15.03	14.8	14.83	17.76	18.01	15.1	17.06
7/15/2019 20:45	14.99	14.78	14.98	17.8	17.98	15.08	17.24
7/15/2019 21:00	15.03	14.61	14.96	17.59	17.96	15.01	17.31
7/15/2019 21:15	15	14.49	14.95	17.78	17.94	14.95	17.21
7/15/2019 21:30	15.01	14.26	14.98	16.7	17.93	14.88	17.02
7/15/2019 21:45	15.06	14.04	14.95	15.48	17.91	14.82	16.72
7/15/2019 22:00	14.92	14.03	14.63	15.22	17.82	14.73	16.41
7/15/2019 22:15	14.76	14.28	14.6	15.6	17.71	14.66	15.97
7/15/2019 22:30	14.63	14.33	14.65	16.87	17.66	14.69	16.1
7/15/2019 22:45	14.78	14.35	14.63	15.59	17.7	14.81	16.19
7/15/2019 23:00	14.9	14.42	14.89	16.83	17.76	14.96	16.17
7/15/2019 23:15	14.94	14.55	14.94	17.06	17.81	15.03	16.23
7/15/2019 23:30	15	14.63	15.13	17.13	17.81	15.12	16.3
7/15/2019 23:45	15.04	14.77	15.08	17.14	17.76	15.2	16.32
7/16/2019 0:00	15.08	14.85	15.11	16.25	17.7	15.26	16.21
7/16/2019 0:15	15.17	14.84	15.22	16.18	17.6	15.3	16.13
7/16/2019 0:30	15.13	14.88	15.17	15.82	17.54	15.28	16.14
7/16/2019 0:45	15.32	14.98	15.16	15.81	17.4	15.28	16.02
7/16/2019 1:00	15.35	14.97	15.19	15.74	17.21	15.25	15.97
7/16/2019 1:15	15.37	14.88	15.21	15.64	17.22	15.24	15.92
7/16/2019 1:30	15.36	14.94	15.25	15.63	17.21	15.2	15.85
7/16/2019 1:45	15.3	14.9	15.19	15.57	17.13	15.16	15.82
7/16/2019 2:00	15.25	14.91	15.05	15.61	17.05	15.07	15.74
7/16/2019 2:15	15.2	14.73	15.09	15.65	17.05	15.08	15.74
7/16/2019 2:30	15.21	14.82	15.12	15.77	17.08	15.1	15.81
7/16/2019 2:45	15.21	14.88	15.12	15.72	17.07	15.18	15.85
7/16/2019 3:00	15.25	15.08	15.39	16.18	17.11	15.35	15.89
7/16/2019 3:15	15.29	14.96	15.3	15.8	17.12	15.32	15.95
7/16/2019 3:30	15.3	14.89	15.26	15.72	17.28	15.35	15.92
7/16/2019 3:45	15.34	14.91	15.29	15.84	17.32	15.34	15.9
7/16/2019 4:00	15.36	14.96	15.27	15.74	17.26	15.33	15.9
7/16/2019 4:15	15.36	15.02	15.54	15.77	17.21	15.47	15.86
7/16/2019 4:30	15.39	15.03	15.57	15.95	17.25	15.49	15.89
7/16/2019 4:45	15.43	15.04	15.6	16.07	17.22	15.48	15.96
7/16/2019 5:00	15.55	14.97	15.62	16.09	17.1	15.53	16.02
7/16/2019 5:15	15.56	14.86	15.67	16.13	17.04	15.6	16.07

Date Time	K-Plant						
	K-Plant Intake #1 °C	K-Plant Intake #2 °C	EMD Plant Intake °C	Cat Plant Intake °C	K-Plant Discharge °C	EMD Plant Discharge °C	Cat Plant Discharge °C
7/16/2019 5:30	15.51	14.81	15.85	16.18	17.06	15.71	16.12
7/16/2019 5:45	15.47	14.91	15.7	16.31	17.06	15.53	16.17
7/16/2019 6:00	15.47	14.07	14.96	16.4	17.07	15.12	16.21
7/16/2019 6:15	15.2	13.3	14.68	16.09	17.06	14.89	16.21
7/16/2019 6:30	15.36	13.31	15.05	16.27	17.04	15.02	16.22
7/16/2019 6:45	15.29	13.22	15.26	16.57	17.09	15.15	16.26
7/16/2019 7:00	15.44	13.44	15.09	16.53	17.1	15.23	16.32
7/16/2019 7:15	15.48	13.42	15.29	16.47	17.04	15.18	16.35
7/16/2019 7:30	15.23	13.35	15.6	16.47	17	15.34	16.35
7/16/2019 7:45	15.55	13.51	15.71	16.44	17.02	15.46	16.37
7/16/2019 8:00	15.84	13.78	15.64	16.35	17.05	15.49	16.37
7/16/2019 8:15	15.68	13.72	15.61	16.41	17.08	15.4	16.38
7/16/2019 8:30	15.4	13.65	15.58	16.54	17.13	15.44	16.41
7/16/2019 8:45	15.58	13.74	15.61	16.51	17.16	17.35	16.47
7/16/2019 9:00	15.45	13.83	15.37	16.57	17.24	20.96	16.62
7/16/2019 9:15	15.41	13.76	15.23	16.67	17.21	26.22	17.33
7/16/2019 9:30	15.25	13.85	15.04	16.64	18.17	28.36	24.56
7/16/2019 9:45	15.34	13.68	14.37	16.62	20	28.82	28.47
7/16/2019 10:00	15.27	13.52	14.58	16.61	20.29	30.22	30.68
7/16/2019 10:15	15.22	13.62	14.8	16.7	20.75	32.7	30.71
7/16/2019 10:30	15.07	13.53	14.3	16.65	20.91	32.57	30.58
7/16/2019 10:45	14.71	13.3	14.08	16.62	21.1	32.83	30.52
7/16/2019 11:00	14.99	13.37	14.13	16.5	21.15	33.48	30.51
7/16/2019 11:15	14.45	13.49	14.25	16.52	20.97	33.19	30.49
7/16/2019 11:30	14.29	13.57	14.29	16.78	21	33.34	30.58
7/16/2019 11:45	15.22	13.64	14.33	16.95	21.08	33.55	30.76
7/16/2019 12:00	15.25	13.72	14.4	17.02	22.63	34.13	30.96
7/16/2019 12:15	15.47	13.85	14.64	17.14	22.77	33.53	31.91
7/16/2019 12:30	15.39	13.93	14.89	17.08	22.67	33.4	32.24
7/16/2019 12:45	15.6	13.97	15.16	16.98	21.73	33.07	32.28
7/16/2019 13:00	15.85	14.15	15.12	16.89	21.02	32.21	32.27
7/16/2019 13:15	15.86	14.18	15.11	16.84	22.15	32.15	32.19
7/16/2019 13:30	15.25	14.11	15.36	16.76	22.57	32.55	32.14
7/16/2019 13:45	15	14.06	15.4	16.69	22.65	32.83	32.13
7/16/2019 14:00	15.21	14.09	15.14	16.78	22.69	32.55	32.08
7/16/2019 14:15	15.25	14.23	14.81	16.84	22.8	32.68	32.13
7/16/2019 14:30	15.09	14.17	14.57	16.91	22.84	32.24	32.17
7/16/2019 14:45	15.11	14.12	14.58	16.96	22.78	32	32.22
7/16/2019 15:00	15.06	13.91	14.63	16.97	22.84	32.01	32.24
7/16/2019 15:15	14.81	13.85	14.38	16.99	22.97	31.94	32.21
7/16/2019 15:30	14.73	13.86	14.42	17.01	22.89	31.62	32.17
7/16/2019 15:45	14.66	13.94	14.6	16.97	22.76	31.46	32.03
7/16/2019 16:00	14.77	13.96	14.84	17.06	22.59	31.4	31.89
7/16/2019 16:15	14.96	14.06	14.77	17.17	22.94	29.13	31.94

Date Time	K-Plant						
	K-Plant Intake #1 °C	K-Plant Intake #2 °C	EMD Plant Intake °C	Cat Plant Intake °C	Discharge °C	EMD Plant Discharge °C	Cat Plant Discharge °C
7/16/2019 16:30	15.06	14.15	15.14	17.38	23	28.76	31.05
7/16/2019 16:45	14.97	14.16	15.08	16.94	23.1	28.56	28.41
7/16/2019 17:00	14.95	14.16	14.94	17.03	22.95	26.54	28.3
7/16/2019 17:15	15.03	14.15	14.99	16.97	20.51	25.8	26.88
7/16/2019 17:30	14.95	14.2	14.95	16.97	18.05	24.72	22.22
7/16/2019 17:45	14.94	14.34	14.75	16.96	17.94	23.51	17.15
7/16/2019 18:00	14.85	14.26	14.66	16.98	17.98	23.36	17.06
7/16/2019 18:15	14.94	14.23	14.56	17.04	17.81	23.51	16.98
7/16/2019 18:30	14.77	14.14	14.57	17.06	17.77	23.44	16.92
7/16/2019 18:45	14.65	14.14	14.71	17.02	17.76	23.52	16.9
7/16/2019 19:00	14.74	14.2	14.74	16.98	17.73	20.97	16.85
7/16/2019 19:15	14.64	14.23	14.77	16.94	17.67	19.69	16.88
7/16/2019 19:30	14.69	14.26	14.69	16.95	17.69	17.12	16.94
7/16/2019 19:45	14.8	14.34	14.77	17.02	17.79	15.49	16.95
7/16/2019 20:00	14.72	14.4	14.79	17.04	17.89	15.03	16.94
7/16/2019 20:15	14.7	14.39	14.74	16.9	17.97	14.99	16.92
7/16/2019 20:30	14.82	14.38	14.78	17.11	18.06	14.99	16.82
7/16/2019 20:45	14.84	14.42	14.79	17.21	18.1	15.04	16.79
7/16/2019 21:00	14.88	14.45	14.82	17.22	18.16	15.05	16.76
7/16/2019 21:15	14.8	14.4	14.84	17.23	18.32	15.12	16.84
7/16/2019 21:30	14.91	14.43	15.06	17.24	18.44	15.29	16.93
7/16/2019 21:45	15.01	14.49	14.95	17.16	18.54	15.2	17.02
7/16/2019 22:00	14.95	14.57	14.87	17.47	18.61	15.08	17.09
7/16/2019 22:15	14.91	14.49	14.85	17	18.69	14.98	17
7/16/2019 22:30	14.86	14.41	14.55	17.23	18.75	14.87	16.84
7/16/2019 22:45	14.79	14.27	14.44	17.21	18.73	14.77	16.77
7/16/2019 23:00	14.67	14.08	14.38	16.93	18.68	14.7	16.75
7/16/2019 23:15	14.65	14.01	14.44	16.9	18.55	14.69	16.73
7/16/2019 23:30	14.77	14.03	14.68	17.01	18.48	14.81	16.72
7/16/2019 23:45	14.83	14.14	14.69	17.1	18.49	14.86	16.72
7/17/2019 0:00	14.84	14.36	14.88	17.05	18.54	15	16.75
7/17/2019 0:15	15.13	14.48	14.9	17.14	18.52	15.1	16.82
7/17/2019 0:30	15.14	14.5	14.98	17.11	18.5	15.21	16.88
7/17/2019 0:45	15.2	14.49	15.03	17.05	18.53	15.28	16.95
7/17/2019 1:00	15.12	14.55	14.95	16.96	18.5	15.26	16.98
7/17/2019 1:15	15.07	14.57	15.07	16.97	18.47	15.3	17.03
7/17/2019 1:30	15.09	14.63	15.04	17.02	18.34	15.25	16.95
7/17/2019 1:45	15.1	14.61	14.87	16.81	18.17	15.16	16.88
7/17/2019 2:00	15	14.61	15	16.75	17.97	15.17	16.76
7/17/2019 2:15	15.06	14.57	15	16.47	17.76	15.14	16.7
7/17/2019 2:30	15.08	14.59	15	16.59	17.58	15.14	16.56
7/17/2019 2:45	15.09	14.71	14.8	16.87	17.43	15.06	16.5
7/17/2019 3:00	15.08	14.71	14.99	16.87	17.48	15	16.52
7/17/2019 3:15	15.03	14.49	14.96	16.82	17.61	15.12	16.57

Date Time	K-Plant						
	K-Plant Intake #1 °C	K-Plant Intake #2 °C	EMD Plant Intake °C	Cat Plant Intake °C	Discharge °C	EMD Plant Discharge °C	Cat Plant Discharge °C
7/17/2019 3:30	14.99	14.37	14.94	16.91	17.64	15.2	16.62
7/17/2019 3:45	15.21	14.42	15.24	16.76	17.59	15.42	16.67
7/17/2019 4:00	15.28	14.41	15.18	16.89	17.56	15.59	16.66
7/17/2019 4:15	15.37	14.67	15.39	16.71	17.6	15.67	16.76
7/17/2019 4:30	15.34	14.79	15.15	16.58	17.64	15.6	16.71
7/17/2019 4:45	15.6	14.8	15.59	16.64	17.7	15.88	16.69
7/17/2019 5:00	15.78	14.67	16.22	16.64	17.72	16.04	16.72
7/17/2019 5:15	15.87	14.49	16.41	16.74	17.71	16.14	16.74
7/17/2019 5:30	15.85	14.36	16.36	16.79	17.69	16.04	16.77
7/17/2019 5:45	15.63	14.24	15.57	16.87	17.73	15.85	16.77
7/17/2019 6:00	15.63	14.03	15.27	16.91	17.71	15.59	16.83
7/17/2019 6:15	15.12	14.11	15.18	16.94	17.68	15.3	16.85
7/17/2019 6:30	15.35	14.1	15.12	16.97	17.61	15.21	16.88
7/17/2019 6:45	15.24	13.99	14.98	16.98	17.6	15.27	16.9
7/17/2019 7:00	15.06	13.86	15.1	17.02	17.64	15.33	16.92
7/17/2019 7:15	15.24	13.72	14.87	17.06	17.68	15.28	16.94
7/17/2019 7:30	15.33	13.92	15.33	17	17.73	15.44	16.96
7/17/2019 7:45	15.56	14.46	15.22	17.05	17.77	15.38	16.95
7/17/2019 8:00	15.63	14.5	15.38	17.1	17.85	15.57	16.99
7/17/2019 8:15	15.77	14.51	15.47	17.1	17.84	15.62	17
7/17/2019 8:30	15.61	14.43	15.27	17.08	17.75	15.52	16.98
7/17/2019 8:45	15.62	14.27	15.25	16.99	17.71	15.48	16.99
7/17/2019 9:00	15.37	14.32	15.14	17	17.7	15.39	16.99
7/17/2019 9:15	15.42	14.15	15.27	16.91	17.68	15.31	16.99
7/17/2019 9:30	15.42	14.25	15.23	16.92	17.64	15.31	16.96
7/17/2019 9:45	15.46	14.45	15.04	16.91	17.55	15.16	16.92
7/17/2019 10:00	15.14	14.39	14.43	16.93	17.48	15.04	16.88
7/17/2019 10:15	15.1	14.19	14.48	16.98	17.43	14.89	16.81
7/17/2019 10:30	15.01	14.09	14.51	16.93	17.41	14.86	16.76
7/17/2019 10:45	14.99	14.13	14.57	17.01	17.39	14.79	16.69
7/17/2019 11:00	14.87	14.12	14.54	16.98	17.42	14.79	16.69
7/17/2019 11:15	14.74	14.04	14.57	17.15	17.5	14.77	16.74
7/17/2019 11:30	14.74	14.08	14.77	17.19	17.61	14.75	16.9
7/17/2019 11:45	14.85	14.14	15.05	17.17	17.7	14.92	16.95
7/17/2019 12:00	15	14.15	14.69	17.24	17.78	15.21	17.02
7/17/2019 12:15	15.15	14.21	14.98	17.3	17.82	15.33	17.1
7/17/2019 12:30	15.79	14.36	15.04	17.27	17.92	18.6	17.19
7/17/2019 12:45	15.54	14.47	15.14	17.35	17.97	19.28	17.24
7/17/2019 13:00	15.42	14.44	14.8	17.45	17.83	19.24	17.31
7/17/2019 13:15	15.36	14.35	14.87	17.42	17.8	19.37	17.33
7/17/2019 13:30	15.14	14.26	14.8	17.27	17.77	19.08	17.32
7/17/2019 13:45	15.06	14.12	14.63	17.11	17.86	18.91	17.25
7/17/2019 14:00	14.83	13.98	14.49	17.26	17.93	18.87	17.2
7/17/2019 14:15	14.56	13.75	14.36	17.26	17.94	18.79	17.24

Date Time	K-Plant						
	K-Plant Intake #1 °C	K-Plant Intake #2 °C	EMD Plant Intake °C	Cat Plant Intake °C	Discharge °C	EMD Plant Discharge °C	Cat Plant Discharge °C
7/17/2019 14:30	14.75	13.63	14.41	17.31	18.04	18.7	17.27
7/17/2019 14:45	15.02	13.73	14.31	17.44	18.21	18.98	17.29
7/17/2019 15:00	15.02	13.97	14.76	18.11	18.46	19.03	17.47
7/17/2019 15:15	14.95	14.06	14.92	17.55	18.56	19.27	17.58
7/17/2019 15:30	15.2	14.16	14.83	17.65	18.82	19.23	17.57
7/17/2019 15:45	15.07	14.01	14.77	17.79	18.98	19.31	17.57
7/17/2019 16:00	14.91	13.8	14.67	17.72	18.97	19.07	17.58
7/17/2019 16:15	14.77	13.77	14.68	17.58	18.8	19.05	17.57
7/17/2019 16:30	14.67	13.97	14.65	17.55	18.66	18.84	17.55
7/17/2019 16:45	14.66	14.01	14.58	17.37	18.42	18.81	17.45
7/17/2019 17:00	14.73	14.14	14.66	17.26	18.07	18.84	17.11
7/17/2019 17:15	14.74	14.35	14.68	15.68	17.88	18.88	16.8
7/17/2019 17:30	14.85	14.35	14.54	15.68	17.78	18.84	16.33
7/17/2019 17:45	14.71	14.26	14.63	15.8	17.75	18.87	16.09
7/17/2019 18:00	14.67	14.17	14.65	16.28	17.86	17.89	16.01
7/17/2019 18:15	14.7	14.2	14.65	16.56	17.82	16.06	15.91
7/17/2019 18:30	14.66	14.21	14.74	16.95	17.77	15.12	15.94
7/17/2019 18:45	14.83	14.3	14.88	17.31	17.78	15.14	16.26
7/17/2019 19:00	15.02	14.44	15	17.42	17.79	15.29	16.54
7/17/2019 19:15	15.26	14.58	15.1	17.41	17.81	15.38	16.83
7/17/2019 19:30	15.5	14.69	15.33	17.41	17.9	15.56	17.02
7/17/2019 19:45	15.54	14.66	15.13	17.42	17.98	15.49	17.17
7/17/2019 20:00	15.04	14.52	15.04	17.45	18.04	15.17	17.24
7/17/2019 20:15	15.26	14.36	14.89	17.15	18.31	16.75	17.3
7/17/2019 20:30	14.9	14.36	14.96	17.43	18.1	26.32	18.4
7/17/2019 20:45	14.78	14.31	14.78	17.3	18.07	31.17	24.7
7/17/2019 21:00	14.81	14.28	14.67	17.13	17.99	31.57	23.73
7/17/2019 21:15	15.23	14.32	14.98	17.26	17.87	31.52	21.23
7/17/2019 21:30	15.29	14.49	15.1	17.33	17.86	29.24	19.17
7/17/2019 21:45	15.33	14.53	15.2	17.22	17.83	28.29	17.24
7/17/2019 22:00	16.25	14.65	15.54	17.42	17.8	27.78	17.22
7/17/2019 22:15	16.4	14.92	15.92	17.42	17.79	26.63	17.3
7/17/2019 22:30	16.66	14.9	16.33	17.41	17.79	23.95	17.35
7/17/2019 22:45	16.63	14.83	15.93	17.4	17.84	21.18	17.41
7/17/2019 23:00	16.85	14.67	16.04	17.42	17.95	19.06	17.43
7/17/2019 23:15	16.42	14.64	15.25	17.52	18	18.28	17.46
7/17/2019 23:30	15.53	14.27	15.18	17.61	18.07	16.48	17.5
7/17/2019 23:45	14.87	13.88	15.03	17.73	18.08	15.26	17.57
7/18/2019 0:00	14.75	13.13	14.9	17.75	18.12	14.81	17.62
7/18/2019 0:15	14.72	13.29	14.89	17.7	18.12	14.87	17.64
7/18/2019 0:30	14.7	14.02	14.84	17.41	18.08	14.85	17.41
7/18/2019 0:45	14.79	13.54	14.71	17.35	18.07	14.77	17.18
7/18/2019 1:00	14.6	13.16	14.66	17.03	18.05	14.79	16.84
7/18/2019 1:15	14.59	13.08	14.47	15.97	17.89	14.62	16.71

Date Time	K-Plant						
	K-Plant Intake #1 °C	K-Plant Intake #2 °C	EMD Plant Intake °C	Cat Plant Intake °C	K-Plant Discharge °C	EMD Plant Discharge °C	Cat Plant Discharge °C
7/18/2019 1:30	14.57	13.21	14.55	15.91	17.76	14.61	16.46
7/18/2019 1:45	14.66	13.77	14.53	16.81	17.71	14.87	16.35
7/18/2019 2:00	14.75	14.2	14.9	16.35	17.53	14.95	16.3
7/18/2019 2:15	14.89	14.46	15.03	16.33	17.4	15.1	16.31
7/18/2019 2:30	15.14	14.67	14.98	16.31	17.34	15.18	16.33
7/18/2019 2:45	15.05	14.59	14.92	16.14	17.34	15.18	16.27
7/18/2019 3:00	15.01	14.58	14.89	16.45	17.35	15.1	16.25
7/18/2019 3:15	15.03	14.58	14.78	16.62	17.43	15.07	16.14
7/18/2019 3:30	15.02	14.55	14.79	16.9	17.49	15.1	16.16
7/18/2019 3:45	15.1	14.59	15.05	16.91	17.49	15.22	16.32
7/18/2019 4:00	15.08	14.54	15.03	16.43	17.47	15.36	16.37
7/18/2019 4:15	14.98	14.41	14.87	16.19	17.47	15.11	16.36
7/18/2019 4:30	15.04	14.32	14.95	16.46	17.52	15.16	16.31
7/18/2019 4:45	15.07	14.37	14.65	16.79	17.53	15.07	16.4
7/18/2019 5:00	15.06	14.26	14.2	16.88	17.55	14.87	16.48
7/18/2019 5:15	15.08	13.77	14.09	17.02	17.57	14.8	16.55
7/18/2019 5:30	15.15	13.74	14.2	17.17	17.58	14.67	16.67
7/18/2019 5:45	15.15	14.03	14.67	17.24	17.6	14.88	16.74
7/18/2019 6:00	15.18	14.03	14.83	17.4	17.59	15.1	16.88
7/18/2019 6:15	15.52	13.94	15.33	17.49	17.61	15.46	16.99
7/18/2019 6:30	16.15	14.62	15.61	17.49	17.62	15.91	17.13
7/18/2019 6:45	15.98	14.84	15.77	17.34	17.62	15.91	17.24
7/18/2019 7:00	15.41	14.12	15.78	17.45	17.63	15.82	17.27
7/18/2019 7:15	15.36	13.96	15.48	17.45	17.66	15.56	17.31
7/18/2019 7:30	15.22	13.94	15.3	17.47	17.68	15.5	17.33
7/18/2019 7:45	15.15	13.73	14.93	17.1	17.65	15.3	17.33
7/18/2019 8:00	15.04	13.57	14.88	17.19	17.6	15.17	17.23
7/18/2019 8:15	15.02	13.46	14.93	17.01	17.56	15.06	17.15
7/18/2019 8:30	15.02	13.38	14.92	16.51	17.49	14.86	16.98
7/18/2019 8:45	15.02	13.14	14.93	16.33	17.43	14.86	16.67
7/18/2019 9:00	15.08	13.39	15.02	15.78	17.35	15.06	16.39
7/18/2019 9:15	15.04	14.27	15.04	15.85	17.18	15.05	16.22
7/18/2019 9:30	15.01	14.57	14.91	15.82	17	15.04	16.13
7/18/2019 9:45	15.01	14.68	14.97	15.48	16.92	15.12	15.99
7/18/2019 10:00	15.02	14.69	14.87	15.68	16.83	15.11	15.86
7/18/2019 10:15	14.99	14.47	14.73	15.84	16.75	15.01	15.89
7/18/2019 10:30	14.96	14.46	14.96	15.81	16.66	15.13	15.88
7/18/2019 10:45	15.02	14.52	15.19	16.01	16.67	15.4	15.91
7/18/2019 11:00	15.06	14.59	15.4	16.47	16.71	15.48	16.02
7/18/2019 11:15	15.13	14.63	15.31	16.32	16.75	15.51	16.14
7/18/2019 11:30	15.23	14.73	15.06	16.35	16.8	15.3	16.22
7/18/2019 11:45	15.27	14.71	15.03	16.6	16.85	15.42	16.32
7/18/2019 12:00	15.27	14.78	14.93	16.7	16.91	15.08	16.38
7/18/2019 12:15	15.24	14.44	14.64	16.63	17	15.1	16.47



Date Time	K-Plant						
	K-Plant Intake #1 °C	K-Plant Intake #2 °C	EMD Plant Intake °C	Cat Plant Intake °C	K-Plant Discharge °C	EMD Plant Discharge °C	Cat Plant Discharge °C
7/18/2019 12:30	15.27	14.32	15	16.94	17.05	15.28	16.55
7/18/2019 12:45	15.44	14.55	15.26	16.55	17.11	15.49	16.66
7/18/2019 13:00	15.5	14.84	15.34	16.94	17.17	15.56	16.68
7/18/2019 13:15	15.71	15.02	15.61	17.14	17.2	16.01	16.81
7/18/2019 13:30	15.73	14.31	15.59	16.91	17.28	15.65	16.87
7/18/2019 13:45	15.73	13.78	15.67	17.12	17.34	15.43	16.95
7/18/2019 14:00	15.89	13.64	15.3	17.12	17.42	15.18	16.99
7/18/2019 14:15	15.92	13.87	15.09	17.23	17.47	15.21	17
7/18/2019 14:30	15.59	13.78	14.98	17.16	17.48	15.17	17
7/18/2019 14:45	15.78	13.61	15.01	16.94	17.53	15.3	17
7/18/2019 15:00	15.78	13.9	15.32	17.37	17.63	15.39	17
7/18/2019 15:15	15.81	14.4	15.48	17.47	17.71	15.61	17.12
7/18/2019 15:30	15.9	14.47	15.77	17.53	17.79	16.05	17.2
7/18/2019 15:45	15.94	14.12	15.59	17.46	17.87	15.94	17.3
7/18/2019 16:00	15.98	14.26	15.75	17.52	17.9	15.84	17.35
7/18/2019 16:15	15.74	14.09	15.69	17.38	17.92	15.81	17.35
7/18/2019 16:30	15.57	13.77	15.66	17.31	17.96	15.65	17.35
7/18/2019 16:45	15.63	13.63	15.62	17.49	17.95	15.7	17.3
7/18/2019 17:00	15.44	13.85	15.39	17.68	17.92	15.47	17.36
7/18/2019 17:15	15.22	13.81	15.23	17.28	17.89	15.21	17.3
7/18/2019 17:30	15.1	13.87	14.77	17.2	17.87	15.08	17.23
7/18/2019 17:45	15.06	13.97	14.94	17.24	17.9	15.04	17.21
7/18/2019 18:00	15.1	13.97	14.7	17.06	17.9	14.95	17.12
7/18/2019 18:15	15.06	14.04	14.74	17.12	17.87	14.94	16.96
7/18/2019 18:30	15.16	14.04	14.78	17.17	17.81	14.96	17
7/18/2019 18:45	15.24	14.2	14.95	17.19	17.78	15.14	17.04
7/18/2019 19:00	15.27	14.33	15.08	17.23	17.78	15.11	17.07
7/18/2019 19:15	15.44	14.37	15.13	17.54	17.78	15.36	17.15
7/18/2019 19:30	15.4	14.17	14.62	17.46	17.85	14.96	17.23
7/18/2019 19:45	14.87	13.94	14.32	17.73	17.89	14.78	17.29
7/18/2019 20:00	14.73	13.74	14.28	17.69	17.9	14.76	17.33
7/18/2019 20:15	14.8	13.64	14.48	17.6	17.91	14.73	17.38
7/18/2019 20:30	14.99	13.75	14.79	17.43	17.92	14.95	17.42
7/18/2019 20:45	15.03	13.76	14.58	17.5	17.94	14.92	17.38
7/18/2019 21:00	15.04	13.72	14.62	17.65	17.95	14.99	17.39
7/18/2019 21:15	15.04	13.92	14.6	17.78	17.96	15.1	17.48
7/18/2019 21:30	15.16	14	14.62	17.94	17.97	15.34	17.56
7/18/2019 21:45	15.73	14.11	14.73	17.97	17.99	15.37	17.66
7/18/2019 22:00	15.86	14.06	15.07	17.88	18.05	15.69	17.71
7/18/2019 22:15	15.71	13.95	14.67	17.88	18.12	15.63	17.74
7/18/2019 22:30	15.89	13.64	14.64	18.02	18.17	15.45	17.81
7/18/2019 22:45	15.56	13.64	14.63	17.97	18.21	15.37	17.87
7/18/2019 23:00	15.92	13.84	14.84	17.86	18.25	15.44	17.89
7/18/2019 23:15	15.97	14.09	15.31	17.89	18.25	15.54	17.83

Date Time	K-Plant						
	K-Plant Intake #1 °C	K-Plant Intake #2 °C	EMD Plant Intake °C	Cat Plant Intake °C	K-Plant Discharge °C	EMD Plant Discharge °C	Cat Plant Discharge °C
7/18/2019 23:30	15.69	14.16	15.33	18.1	18.24	15.81	17.88
7/18/2019 23:45	15.71	14.54	15.15	18.12	18.22	15.61	17.88
7/19/2019 0:00	15.62	14.24	15.38	18.04	18.24	15.61	17.93
7/19/2019 0:15	15.92	14.04	15.36	18.08	18.27	15.62	17.94
7/19/2019 0:30	16.28	13.9	15.33	18.04	18.27	15.52	17.99
7/19/2019 0:45	15.97	13.91	14.86	18.1	18.28	15.63	17.99
7/19/2019 1:00	15.88	14.25	14.88	18.21	18.3	15.7	18.04
7/19/2019 1:15	15.74	14.36	15.07	18.24	18.32	15.59	18.08
7/19/2019 1:30	15.72	14.41	15.04	18.21	18.32	15.59	18.08
7/19/2019 1:45	15.54	14.22	15.2	18.04	18.32	15.41	18.02
7/19/2019 2:00	15.33	14.12	14.77	17.95	18.31	15.37	17.97
7/19/2019 2:15	15.29	14.2	14.74	18.03	18.32	15.19	17.98
7/19/2019 2:30	15.2	14.03	14.65	18.02	18.32	15.1	17.99
7/19/2019 2:45	15.31	14.14	14.52	18.14	18.32	15.14	17.98
7/19/2019 3:00	15.19	14.42	14.65	18	18.32	15.05	17.97
7/19/2019 3:15	15.17	14.39	14.6	17.96	18.32	15.17	17.95
7/19/2019 3:30	15.09	14.57	14.78	17.95	18.33	15.09	17.92
7/19/2019 3:45	15.22	14.49	14.99	17.92	18.33	15.07	17.9
7/19/2019 4:00	15.01	14.3	14.62	18.18	18.32	15.02	17.91
7/19/2019 4:15	14.96	14.28	14.88	18.22	18.33	15.05	17.96
7/19/2019 4:30	14.96	14.16	14.46	18.17	18.33	14.95	18
7/19/2019 4:45	14.97	14.02	14.4	18.32	18.34	14.83	18.05
7/19/2019 5:00	14.97	13.96	14.51	18.32	18.34	14.92	18.08
7/19/2019 5:15	15.04	14.01	14.49	18.36	18.32	14.96	18.15
7/19/2019 5:30	14.88	14.06	14.53	18.36	18.3	14.92	18.2
7/19/2019 5:45	15.04	14.21	14.71	18.37	18.28	15.08	18.24
7/19/2019 6:00	14.93	14.16	14.54	18.37	18.26	14.91	18.27
7/19/2019 6:15	14.81	14.14	14.46	18.36	18.27	14.74	18.27
7/19/2019 6:30	14.84	14.07	14.39	18.35	18.28	14.76	18.26
7/19/2019 6:45	14.74	14.02	14.36	18.37	18.29	14.7	18.25
7/19/2019 7:00	14.79	14.04	14.45	18.36	18.25	14.73	18.17
7/19/2019 7:15	14.81	14.2	14.42	18.3	18.24	14.73	18.11
7/19/2019 7:30	14.71	14.14	14.54	18.29	18.24	14.77	18.04
7/19/2019 7:45	14.66	14.08	14.61	18.22	18.25	14.83	17.98
7/19/2019 8:00	14.83	14.18	14.63	18.31	18.29	15.02	18.05
7/19/2019 8:15	14.87	14.3	14.58	18.29	18.34	14.82	18.12
7/19/2019 8:30	14.92	14.31	14.6	18.24	18.37	14.84	18.12
7/19/2019 8:45	14.88	14.29	14.69	18.18	18.38	14.91	18.14
7/19/2019 9:00	14.99	14.28	14.77	18.19	18.38	15.07	18.17
7/19/2019 9:15	14.95	14.39	14.87	18.19	18.38	15.07	18.2
7/19/2019 9:30	15.04	14.5	14.88	18.25	18.41	15.16	18.2
7/19/2019 9:45	14.98	14.54	14.88	18.25	18.42	15.19	18.21
7/19/2019 10:00	14.88	14.59	14.93	18.26	18.44	15.23	18.18
7/19/2019 10:15	14.94	14.56	14.91	18.25	18.46	15.24	18.02

Date Time	K-Plant						
	K-Plant Intake #1 °C	K-Plant Intake #2 °C	EMD Plant Intake °C	Cat Plant Intake °C	K-Plant Discharge °C	EMD Plant Discharge °C	Cat Plant Discharge °C
7/19/2019 10:30	15.02	14.53	14.98	18.29	18.44	15.33	18.06
7/19/2019 10:45	15.06	14.46	15.05	18.3	18.39	15.31	18.08
7/19/2019 11:00	15.1	14.48	14.94	18.29	18.37	15.4	17.98
7/19/2019 11:15	15.14	14.63	14.83	18.33	18.38	15.35	18.01
7/19/2019 11:30	15.23	14.6	14.63	18.32	18.4	15.2	18.03
7/19/2019 11:45	15.24	14.54	14.55	18.29	18.39	15.31	18.08
7/19/2019 12:00	15.23	14.46	14.58	18.34	18.39	15.05	18.16
7/19/2019 12:15	15.2	14.45	14.82	18.34	18.38	15.07	18.17
7/19/2019 12:30	15.18	14.39	14.92	18.34	18.4	15.04	18.14
7/19/2019 12:45	15.27	14.4	14.91	18.36	18.42	15.19	18.15
7/19/2019 13:00	15.32	14.43	14.97	18.27	18.47	15.31	18.14
7/19/2019 13:15	15.46	14.44	14.95	18.35	18.53	15.35	18.13
7/19/2019 13:30	15.82	14.56	15.16	18.34	18.59	15.55	18.18
7/19/2019 13:45	15.93	14.53	15.26	18.37	18.65	15.63	18.24
7/19/2019 14:00	15.91	14.52	15.31	18.44	18.69	15.66	18.29
7/19/2019 14:15	15.56	14.55	15.44	18.44	18.68	15.6	18.31
7/19/2019 14:30	15.42	14.44	15.31	18.47	18.7	15.55	18.31
7/19/2019 14:45	15.57	14.53	15.37	18.6	18.81	15.5	18.36
7/19/2019 15:00	15.77	14.26	15.55	18.64	18.88	15.51	18.4
7/19/2019 15:15	15.68	14.29	15.26	18.73	18.83	15.61	18.47
7/19/2019 15:30	15.35	14.4	15.14	18.77	18.98	15.4	18.47
7/19/2019 15:45	15.37	14.22	14.9	18.92	19.16	15.26	18.55
7/19/2019 16:00	15.44	14.04	14.58	19	19.33	15.1	18.38
7/19/2019 16:15	15.26	14.4	14.84	19.06	19.43	15.3	18.5
7/19/2019 16:30	15.29	14.49	14.88	18.92	19.67	15.22	18.54
7/19/2019 16:45	15.22	14.39	15.1	18.92	19.69	15.23	18.57
7/19/2019 17:00	15.29	14.31	15.08	18.83	19.7	15.35	18.55
7/19/2019 17:15	15.39	14.38	14.95	19.35	19.83	15.1	18.66
7/19/2019 17:30	15.13	14.41	14.55	19.19	20.03	14.97	18.73
7/19/2019 17:45	14.94	14.35	14.67	19.26	20.23	14.94	18.82
7/19/2019 18:00	14.98	14.16	14.78	19.16	20.38	15.03	18.89
7/19/2019 18:15	15.08	14.09	14.79	18.97	20.42	15.16	18.67
7/19/2019 18:30	15.31	14.14	15.07	19.22	20.41	15.33	18.58
7/19/2019 18:45	15.09	14.24	14.99	19.24	20.37	15.45	18.58
7/19/2019 19:00	15.35	14.41	15.16	19.28	20.28	15.48	18.47
7/19/2019 19:15	15.45	14.25	15.04	18.51	20.14	15.42	18.43
7/19/2019 19:30	15.56	14.53	15.02	18.4	20.13	15.36	18.38
7/19/2019 19:45	15.23	14.55	14.99	18.24	20.07	15.29	18.26
7/19/2019 20:00	15.02	14.54	15.06	18.28	20.03	15.25	18.05
7/19/2019 20:15	15.06	14.49	14.9	18.52	20.08	15.23	17.98
7/19/2019 20:30	15.12	14.49	14.92	18.91	20.15	15.17	18
7/19/2019 20:45	15.08	14.41	14.88	18.59	20.21	15.23	18.1
7/19/2019 21:00	15.2	14.4	14.77	19.88	20.21	15.12	18.29
7/19/2019 21:15	15.5	14.76	14.88	19.05	20.19	15.27	18.49

Date Time	K-Plant						
	K-Plant Intake #1 °C	K-Plant Intake #2 °C	EMD Plant Intake °C	Cat Plant Intake °C	K-Plant Discharge °C	EMD Plant Discharge °C	Cat Plant Discharge °C
7/19/2019 21:30	15.63	14.92	15.18	18.93	20.18	15.56	18.63
7/19/2019 21:45	15.57	14.77	15.18	18.53	20.11	15.46	18.56
7/19/2019 22:00	15.51	14.53	15.11	18.88	20.08	15.46	18.43
7/19/2019 22:15	15.63	14.45	15.31	18.27	20.05	15.44	18.32
7/19/2019 22:30	15.56	14.09	15.11	17.9	19.99	15.41	18.15
7/19/2019 22:45	15.5	14.3	15.08	17.64	19.84	15.33	17.94
7/19/2019 23:00	15.37	14.21	14.84	17.77	19.75	15.26	17.78
7/19/2019 23:15	15.29	14.09	14.93	18.04	19.76	15.07	17.7
7/19/2019 23:30	15.29	14.09	14.9	17.92	19.74	15.07	17.63
7/19/2019 23:45	15.3	14.36	15.09	18	19.66	15.22	17.61
7/20/2019 0:00	15.53	14.73	15.12	18.02	19.53	15.39	17.58
7/20/2019 0:15	15.61	14.9	15.3	18.33	19.45	15.67	17.65
7/20/2019 0:30	15.9	14.83	15.75	17.97	19.35	15.79	17.7
7/20/2019 0:45	15.95	14.78	15.78	17.92	19.25	15.95	17.77
7/20/2019 1:00	16.07	14.91	15.57	17.89	19.16	15.97	17.81
7/20/2019 1:15	15.92	14.99	15.41	17.9	19.06	16.1	17.8
7/20/2019 1:30	15.82	14.95	15.68	17.63	18.9	15.99	17.75
7/20/2019 1:45	15.79	14.91	15.51	17.59	18.73	16.03	17.62
7/20/2019 2:00	15.92	14.75	14.99	17.45	18.65	15.91	17.6
7/20/2019 2:15	15.81	14.34	15.34	17.42	18.57	15.73	17.55
7/20/2019 2:30	15.81	14.47	15.41	17.47	18.58	15.83	17.54
7/20/2019 2:45	16.11	14.52	15.52	17.55	18.62	15.73	17.55
7/20/2019 3:00	16.26	14.5	15.92	17.59	18.67	16.03	17.6
7/20/2019 3:15	16.36	14.56	15.98	17.63	18.7	16.11	17.63
7/20/2019 3:30	16.47	14.46	16.21	17.87	18.7	16.15	17.66
7/20/2019 3:45	16.53	14.72	16.32	17.93	18.71	16.26	17.75
7/20/2019 4:00	16.61	14.74	16.39	18.12	18.73	16.44	17.82
7/20/2019 4:15	16.69	14.48	16.45	18.22	18.76	16.44	17.89
7/20/2019 4:30	16.78	14.22	16.79	18.09	18.74	16.6	17.96
7/20/2019 4:45	16.83	14.18	17.11	18.1	18.7	16.74	18.01
7/20/2019 5:00	16.91	13.97	17.22	18.25	18.71	16.68	18.03
7/20/2019 5:15	16.9	14.21	16.73	18.01	18.77	16.47	18.05
7/20/2019 5:30	16.19	14	15.87	17.95	18.85	16.18	18.02
7/20/2019 5:45	15.96	13.78	15.4	17.96	18.89	15.81	17.98
7/20/2019 6:00	15.81	13.66	15	17.74	18.91	15.71	17.92
7/20/2019 6:15	15.61	13.74	14.98	17.79	18.87	15.66	17.84
7/20/2019 6:30	15.52	13.55	14.74	17.81	18.81	15.46	17.81
7/20/2019 6:45	15.43	13.49	15	18.01	18.79	15.45	17.83
7/20/2019 7:00	15.55	13.49	15.16	18.06	18.73	15.38	17.91
7/20/2019 7:15	15.48	13.56	15.04	18.18	18.7	15.42	17.94
7/20/2019 7:30	15.37	13.77	15	18.27	18.74	15.19	18.01
7/20/2019 7:45	15.39	13.74	14.75	18.31	18.72	15.11	18.06
7/20/2019 8:00	15.44	13.78	14.74	18.34	18.72	15.1	18.13
7/20/2019 8:15	15.82	13.75	14.5	18.2	18.69	15.35	18.14

Date Time	K-Plant						
	K-Plant Intake #1 °C	K-Plant Intake #2 °C	EMD Plant Intake °C	Cat Plant Intake °C	Discharge °C	EMD Plant Discharge °C	Cat Plant Discharge °C
7/20/2019 8:30	15.89	13.65	14.45	18.13	18.65	15.36	18.14
7/20/2019 8:45	15.48	13.77	14.36	18.16	18.64	15.04	18.13
7/20/2019 9:00	15.02	13.86	14.28	18.15	18.6	14.85	18.15
7/20/2019 9:15	14.8	13.83	14.25	18.15	18.59	14.79	18.14
7/20/2019 9:30	14.66	13.74	14.09	18.15	18.59	14.46	18.12
7/20/2019 9:45	14.6	13.72	14.05	18.16	18.59	14.48	18.14
7/20/2019 10:00	14.69	13.62	14.28	18.19	18.61	14.68	18.15
7/20/2019 10:15	14.9	13.62	14.21	18.29	18.59	14.74	18.16
7/20/2019 10:30	14.88	13.67	14.17	18.26	18.59	14.86	18.16
7/20/2019 10:45	14.89	13.74	14.28	18.18	18.61	14.95	18.18
7/20/2019 11:00	14.95	13.82	14.41	18.16	18.63	15.03	18.18
7/20/2019 11:15	15.23	13.84	14.44	18.21	18.65	15.17	18.18
7/20/2019 11:30	14.96	13.86	14.49	18.22	18.69	15.17	18.2
7/20/2019 11:45	15.06	13.9	14.52	18.26	18.73	15.22	18.22
7/20/2019 12:00	14.97	13.91	14.53	18.24	18.79	15.16	18.25
7/20/2019 12:15	15.08	14.02	14.41	18.25	18.81	15.04	18.25
7/20/2019 12:30	15.02	14.11	14.51	18.33	18.8	14.98	18.29
7/20/2019 12:45	15.09	14.13	14.75	18.37	18.86	15.07	18.33
7/20/2019 13:00	14.98	14.13	14.75	18.44	18.95	14.86	18.38
7/20/2019 13:15	15.09	14.2	14.95	18.58	19.05	15.12	18.43
7/20/2019 13:30	15.21	13.95	14.99	18.66	19.23	15.32	18.48
7/20/2019 13:45	15.38	14.17	14.96	18.71	19.41	15.51	18.55
7/20/2019 14:00	15.74	14.22	15.17	18.7	19.56	15.82	18.58
7/20/2019 14:15	15.9	14.4	14.87	18.91	19.65	15.86	18.64
7/20/2019 14:30	15.79	14.42	14.99	18.81	19.71	15.97	18.69
7/20/2019 14:45	16.36	14.48	15.11	18.8	19.73	15.95	18.73
7/20/2019 15:00	16.09	14.33	15.39	18.99	19.74	16.14	18.78
7/20/2019 15:15	15.87	14.28	14.9	19.16	19.72	15.67	18.84
7/20/2019 15:30	15.16	14.16	15.02	19.23	19.74	15.55	18.92
7/20/2019 15:45	15.04	14.08	14.9	19.13	19.79	15.29	18.85
7/20/2019 16:00	15.3	14.26	14.63	18.84	19.81	15.21	18.7
7/20/2019 16:15	15.08	14.26	14.66	18.77	19.88	14.98	18.71
7/20/2019 16:30	15.08	14.27	14.56	18.66	19.88	14.82	18.51
7/20/2019 16:45	15.1	14.45	14.62	18.32	19.91	14.98	18.2
7/20/2019 17:00	14.99	14.46	14.77	18.35	19.93	14.98	18.07
7/20/2019 17:15	15.05	14.43	14.95	18.51	19.93	15.22	18.1
7/20/2019 17:30	15.26	14.54	15.16	18.57	19.93	15.43	18.21
7/20/2019 17:45	15.3	14.53	15.24	18.65	19.95	15.45	18.34
7/20/2019 18:00	15.24	14.68	15.25	18.95	20.03	15.4	18.4
7/20/2019 18:15	15.13	14.65	15.12	19	20.09	15.33	18.43
7/20/2019 18:30	15.15	14.66	15.02	19.11	20.11	15.21	18.24
7/20/2019 18:45	15.15	14.66	15.1	19.28	20.11	15.27	18.12
7/20/2019 19:00	15.16	14.64	15.17	19.3	20.06	15.41	18.2
7/20/2019 19:15	15.22	14.74	15.09	18.62	20.06	15.35	18.25

Date Time	K-Plant						
	K-Plant Intake #1 °C	K-Plant Intake #2 °C	EMD Plant Intake °C	Cat Plant Intake °C	K-Plant Discharge °C	EMD Plant Discharge °C	Cat Plant Discharge °C
7/20/2019 19:30	15.37	14.84	15.3	19.1	20.06	15.46	18.2
7/20/2019 19:45	15.5	14.8	15.62	19.07	20.13	15.64	18.29
7/20/2019 20:00	15.56	14.76	15.58	19.22	20.13	15.78	18.38
7/20/2019 20:15	15.68	14.6	15.56	19.11	20.12	15.7	18.4
7/20/2019 20:30	15.52	14.55	15.3	19.26	20.09	15.61	18.49
7/20/2019 20:45	15.7	14.73	15.52	19.21	20.05	15.64	18.55
7/20/2019 21:00	15.58	14.75	15.42	19.54	20.05	15.67	18.64
7/20/2019 21:15	15.62	14.78	15.62	19.87	20.01	15.83	18.67
7/20/2019 21:30	15.8	14.6	15.63	18.87	19.97	15.98	18.55
7/20/2019 21:45	15.91	14.65	15.52	18.58	19.99	16.14	18.61
7/20/2019 22:00	16.08	14.51	15.91	18.7	19.99	16.17	18.58
7/20/2019 22:15	16.19	14.31	15.99	18.73	19.92	16.14	18.55
7/20/2019 22:30	16.31	14.14	16.14	18.8	19.84	16.24	18.55
7/20/2019 22:45	16.27	14.21	15.89	18.62	19.76	16.24	18.52
7/20/2019 23:00	16.31	14.35	15.73	18.28	19.61	16.14	18.39
7/20/2019 23:15	16.3	14.24	15.9	18.07	19.48	16.02	18.2
7/20/2019 23:30	16.23	14.3	15.46	17.79	19.45	15.69	18.06
7/20/2019 23:45	16.2	14.36	15.51	18.25	19.45	15.67	17.96
7/21/2019 0:00	16.18	14.37	15.54	18.14	19.4	15.91	17.94
7/21/2019 0:15	16.29	14.61	15.8	18.19	19.35	16.05	17.94
7/21/2019 0:30	16.26	14.73	15.79	18.24	19.35	15.97	18.04
7/21/2019 0:45	16.3	14.65	15.77	18.41	19.4	15.86	18.13
7/21/2019 1:00	16.23	14.69	15.78	18.47	19.5	15.89	18.18
7/21/2019 1:15	16.15	14.64	15.96	18.05	19.51	16.05	18.25
7/21/2019 1:30	16.19	14.64	16.05	17.84	19.44	16.13	18.12
7/21/2019 1:45	16.28	14.41	16.21	17.77	19.33	16.3	18.05
7/21/2019 2:00	15.96	14.16	15.25	17.97	19.26	15.97	17.95
7/21/2019 2:15	15.94	14.08	15.36	17.91	19.26	15.68	17.97
7/21/2019 2:30	15.82	13.52	15.11	17.99	19.24	15.53	17.97
7/21/2019 2:45	16.06	13.47	15	18.05	19.19	15.59	17.98
7/21/2019 3:00	15.95	13.54	14.94	18.08	19.17	15.64	17.99
7/21/2019 3:15	16.14	13.62	15.18	18.25	19.17	15.82	18.05
7/21/2019 3:30	16.28	13.58	15.3	18.33	19.2	15.85	18.13
7/21/2019 3:45	16.73	13.57	14.88	18.42	19.22	15.8	18.22
7/21/2019 4:00	16.93	13.39	15.75	18.52	19.27	16.02	18.31
7/21/2019 4:15	16.84	13.39	16.03	18.52	19.26	16.06	18.4
7/21/2019 4:30	16.28	13.65	14.98	18.51	19.25	15.74	18.44
7/21/2019 4:45	15.49	14.12	15.22	18.55	19.2	15.64	18.48
7/21/2019 5:00	15.38	13.84	14.8	18.49	19.21	15.47	18.49
7/21/2019 5:15	15.54	13.72	14.94	18.67	19.35	15.35	18.48
7/21/2019 5:30	15.49	13.41	14.77	18.5	19.96	15.13	18.49
7/21/2019 5:45	15.43	13.62	14.66	18.67	20.79	17.82	18.5
7/21/2019 6:00	15.48	13.71	14.53	18.65	22.53	22.52	18.53
7/21/2019 6:15	15.54	13.82	14.72	18.56	23.42	23.6	18.55

Date Time	K-Plant						
	K-Plant Intake #1 °C	K-Plant Intake #2 °C	EMD Plant Intake °C	Cat Plant Intake °C	Discharge °C	EMD Plant Discharge °C	Cat Plant Discharge °C
7/21/2019 6:30	15.74	13.88	14.94	18.69	23.8	23.47	18.55
7/21/2019 6:45	15.87	13.85	14.83	18.82	24.18	23.65	18.56
7/21/2019 7:00	15.88	13.81	15.29	18.84	24.18	23.61	18.64
7/21/2019 7:15	16.04	13.75	14.79	18.86	24.21	24.04	18.67
7/21/2019 7:30	15.79	13.74	14.96	18.88	24.19	25.52	18.7
7/21/2019 7:45	15.35	13.75	14.51	18.86	24.19	25.78	18.71
7/21/2019 8:00	15.06	13.73	14.58	18.82	24.23	25.91	18.68
7/21/2019 8:15	14.96	13.73	14.6	18.94	24.36	26.53	18.64
7/21/2019 8:30	14.85	13.83	14.46	18.89	24.3	26.88	18.61
7/21/2019 8:45	14.71	13.87	14.44	18.87	23.17	27.53	18.62
7/21/2019 9:00	14.71	13.9	14.39	18.94	23.16	27.38	18.63
7/21/2019 9:15	14.91	14.02	14.7	18.88	23.34	27.13	18.55
7/21/2019 9:30	14.95	14.12	14.86	19.01	25.72	25.72	18.57
7/21/2019 9:45	15.02	14.17	14.8	19.02	26.12	26.06	18.6
7/21/2019 10:00	15.04	14.21	14.82	19.02	26.32	26.16	18.66
7/21/2019 10:15	15.25	14.31	14.87	19.16	26.47	26.7	18.69
7/21/2019 10:30	15.39	14.34	14.91	19.28	26.46	26.78	18.74
7/21/2019 10:45	15.35	14.38	15.02	18.98	26.5	27.05	18.81
7/21/2019 11:00	15.35	14.43	15.17	18.96	26.63	27.35	18.78
7/21/2019 11:15	15.64	14.62	15.02	18.97	26.81	27.54	18.78
7/21/2019 11:30	15.75	14.79	15.64	18.79	26.7	28.08	18.71
7/21/2019 11:45	15.98	14.84	15.43	18.96	26.82	28.56	18.68
7/21/2019 12:00	16.02	14.72	15.45	19	26.78	28.11	18.79
7/21/2019 12:15	16.19	14.51	15.59	19.11	26.07	28.07	18.8
7/21/2019 12:30	15.94	14.37	15.41	19.04	23.02	27.95	18.74
7/21/2019 12:45	15.26	14.34	14.71	19.09	19.51	27.57	18.73
7/21/2019 13:00	15.37	14.22	14.64	19.09	19.49	27.35	18.61
7/21/2019 13:15	15.36	14.11	14.75	19.07	19.57	26.04	18.57
7/21/2019 13:30	15.37	14.22	14.95	19.11	19.62	21.73	18.6
7/21/2019 13:45	15.61	14.42	15.19	19.17	19.65	19.71	18.65
7/21/2019 14:00	15.91	14.56	15.35	19.28	19.68	18.27	18.74
7/21/2019 14:15	16.13	14.71	15.5	19.3	19.8	16.73	18.9
7/21/2019 14:30	16.18	14.8	15.71	19.18	19.9	15.95	19.03
7/21/2019 14:45	16.29	14.83	15.71	19.22	19.97	16.03	19.08
7/21/2019 15:00	16.4	14.84	15.61	19.18	19.93	16.02	19.09
7/21/2019 15:15	16.08	14.68	15.3	19.07	19.82	15.87	19.02
7/21/2019 15:30	15.59	14.56	15.24	18.86	19.83	15.52	18.88
7/21/2019 15:45	15.51	14.46	15.23	18.79	19.89	15.34	18.7
7/21/2019 16:00	15.29	14.43	14.94	18.72	19.92	15.18	18.59
7/21/2019 16:15	15.26	14.31	15.07	19.02	20.01	15.14	18.35
7/21/2019 16:30	15.52	14.47	14.92	19.08	20.11	15.27	18.32
7/21/2019 16:45	15.48	14.48	15.05	18.95	20.16	16.63	18.39
7/21/2019 17:00	15.33	14.33	15.11	19.34	20.34	18.06	18.56
7/21/2019 17:15	15.62	14.5	15.38	19.29	20.44	27.49	18.67

Date Time	K-Plant						
	K-Plant Intake #1 °C	K-Plant Intake #2 °C	EMD Plant Intake °C	Cat Plant Intake °C	K-Plant Discharge °C	EMD Plant Discharge °C	Cat Plant Discharge °C
7/21/2019 17:30	15.36	14.47	15.34	18.97	20.4	26.74	18.77
7/21/2019 17:45	15.42	14.39	15.09	18.9	20.4	23.16	18.85
7/21/2019 18:00	15.52	14.36	14.88	19	20.34	20.34	18.86
7/21/2019 18:15	15.25	14.38	15.09	19.33	20.4	27.22	18.93
7/21/2019 18:30	15.75	14.38	14.8	19.34	20.35	31.55	19.03
7/21/2019 18:45	15.56	14.35	15.34	19.45	20.3	32.1	19.1
7/21/2019 19:00	15.14	14.16	15.38	19.46	20.2	32.38	19.17
7/21/2019 19:15	15.23	14.42	15.33	19.44	20.11	32.35	19.04
7/21/2019 19:30	15.27	14.37	15	19.46	20.12	32.45	18.93
7/21/2019 19:45	15.25	14.19	14.82	19.24	20.24	32.66	18.9
7/21/2019 20:00	15.66	14.23	15.11	19.15	20.24	32.77	19.03
7/21/2019 20:15	15.94	14.45	15.59	18.89	20.19	33.11	19.05
7/21/2019 20:30	16.19	14.78	16.41	19.02	20.21	33.39	18.96
7/21/2019 20:45	16.5	14.96	16.12	19.13	20.26	33.63	18.9
7/21/2019 21:00	16.37	14.99	16.56	18.62	20.26	33.74	18.82
7/21/2019 21:15	16.67	14.98	16.44	19	20.28	33.62	18.72
7/21/2019 21:30	16.74	15.23	16.54	19.19	20.27	32.98	18.7
7/21/2019 21:45	16.6	15.26	16.8	19.13	20.19	31.4	18.67
7/21/2019 22:00	16.59	14.66	16.18	18.57	20.2	29.76	18.56
7/21/2019 22:15	16.33	14.02	15.96	18.86	20.14	26.88	18.51
7/21/2019 22:30	16	13.97	15.74	18.76	20.07	22.75	18.44
7/21/2019 22:45	15.89	13.71	15.7	18.71	19.92	20.23	18.36
7/21/2019 23:00	15.79	13.86	15.5	18.7	19.84	17.72	18.32
7/21/2019 23:15	16.13	13.79	15.77	18.79	19.81	16.51	18.4
7/21/2019 23:30	16.63	14.3	16.15	18.91	19.81	16.39	18.52
7/21/2019 23:45	16.75	14.44	16.24	19.11	19.85	16.58	18.59
7/22/2019 0:00	16.64	14.58	16.31	19.09	19.95	16.69	18.71
7/22/2019 0:15	16.76	14.84	16.34	19.35	20.08	16.71	18.79
7/22/2019 0:30	16.77	14.77	16.37	18.99	20.15	16.6	18.8
7/22/2019 0:45	16.79	13.86	16.16	18.74	20.13	16.35	18.75
7/22/2019 1:00	16.74	13.42	16	18.49	20.08	16.15	18.63
7/22/2019 1:15	16.77	13.38	16.02	18.45	20.01	15.81	18.51
7/22/2019 1:30	16.42	13.33	15.76	18.39	19.88	15.67	18.44
7/22/2019 1:45	15.78	13.1	14.91	18.72	19.83	15.31	18.41
7/22/2019 2:00	15.53	13.76	15.02	18.83	19.94	15.24	18.46
7/22/2019 2:15	15.96	13.65	15.07	18.97	20.06	15.22	18.59
7/22/2019 2:30	15.77	13.61	15.17	19.62	20.09	15.46	18.73
7/22/2019 2:45	16.68	13.67	15.57	19.42	20.13	15.82	18.94
7/22/2019 3:00	16.25	13.98	15.72	19.48	20.2	16.09	19.05
7/22/2019 3:15	16.1	14.18	14.99	19.4	20.17	16.09	19.16
7/22/2019 3:30	15.59	14.53	14.88	19.32	20.12	15.7	19.18
7/22/2019 3:45	15.5	14.37	14.67	19.18	20.03	15.49	19.19
7/22/2019 4:00	15.41	14.13	14.92	19.04	19.97	15.44	19.13
7/22/2019 4:15	15.29	13.99	14.66	19.03	19.95	15.19	19.05



Date Time	K-Plant						
	K-Plant Intake #1 °C	K-Plant Intake #2 °C	EMD Plant Intake °C	Cat Plant Intake °C	K-Plant Discharge °C	EMD Plant Discharge °C	Cat Plant Discharge °C
7/22/2019 4:30	15.36	13.85	14.17	18.91	19.93	15.06	18.99
7/22/2019 4:45	15.12	13.82	14.18	18.89	19.86	15.05	18.92
7/22/2019 5:00	15.18	13.75	14.63	18.96	19.81	15.1	18.89
7/22/2019 5:15	15.28	13.65	14.87	18.87	19.83	15.22	18.8
7/22/2019 5:30	15.48	13.86	15.23	19.03	19.95	15.39	18.82
7/22/2019 5:45	15.47	14.21	15.43	19.1	20.04	15.42	18.88
7/22/2019 6:00	15.31	14.28	15.07	19.2	20.08	15.41	18.94
7/22/2019 6:15	15.2	14.29	14.8	19.23	20.12	15.38	19.01
7/22/2019 6:30	15.34	14.23	14.72	19.28	20.13	15.33	19.06
7/22/2019 6:45	15.18	14.16	14.6	19.31	20.13	15.17	19.1
7/22/2019 7:00	15.13	14.16	14.72	19.32	20.13	15.26	19.16
7/22/2019 7:15	15.27	14.21	14.55	19.33	20.09	15.2	19.2
7/22/2019 7:30	15.29	14.28	14.85	19.36	20.04	15.14	19.22
7/22/2019 7:45	15.14	14.29	14.74	19.33	19.99	15.08	19.22
7/22/2019 8:00	15.12	14.25	14.78	19.41	19.93	15.07	19.2
7/22/2019 8:15	15.11	14.25	14.74	19.41	19.86	14.98	19.2
7/22/2019 8:30	15.12	14.2	14.79	19.42	19.83	14.96	19.18
7/22/2019 8:45	15.09	14.19	14.83	19.42	19.81	14.98	19.17
7/22/2019 9:00	15.04	14.21	14.73	19.4	19.78	14.96	19.15
7/22/2019 9:15	14.97	14.2	14.79	19.41	19.77	14.96	19.13
7/22/2019 9:30	14.96	14.24	14.82	19.43	19.74	15.04	19.11
7/22/2019 9:45	15.1	14.26	14.87	19.47	19.7	15.2	19.06
7/22/2019 10:00	15.21	14.41	15.1	19.41	19.64	15.41	18.95
7/22/2019 10:15	15.51	14.57	15	19.41	19.52	15.61	19.01
7/22/2019 10:30	15.68	14.66	15.37	18.96	19.41	15.64	18.96
7/22/2019 10:45	15.55	14.72	15.07	18.15	19.34	15.61	18.76
7/22/2019 11:00	15.52	14.65	15.29	18.33	19.32	15.51	18.47
7/22/2019 11:15	15.71	14.81	15.29	18.94	19.24	15.69	18.11
7/22/2019 11:30	15.75	15.06	15.44	18.67	19.22	15.8	18.09
7/22/2019 11:45	15.91	15.21	15.71	19.07	19.26	16.04	18.24
7/22/2019 12:00	15.89	15.07	16.1	18.94	19.33	16.44	18.47
7/22/2019 12:15	16.02	15	16.09	18.91	19.46	16.44	18.6
7/22/2019 12:30	16.1	15.1	15.69	18.67	19.58	16.53	18.63
7/22/2019 12:45	16.06	15.18	15.68	18.7	19.71	16.04	18.6
7/22/2019 13:00	15.92	15.03	15.29	18.61	19.77	15.68	18.58
7/22/2019 13:15	16.25	14.92	15.54	18.77	19.88	15.66	18.61
7/22/2019 13:30	16.3	14.51	15.49	18.89	19.87	15.56	18.72
7/22/2019 13:45	15.79	14.12	14.98	19.02	19.84	15.46	18.76
7/22/2019 14:00	15.82	13.7	14.97	18.96	19.93	15.4	18.83
7/22/2019 14:15	15.81	13.44	15.04	19.15	20.06	15.43	18.8
7/22/2019 14:30	16.08	13.92	15.27	19.26	20.19	15.88	18.87
7/22/2019 14:45	16.06	14.35	16.01	19.8	20.3	16.39	19.04
7/22/2019 15:00	16.75	14.86	17.08	19.74	20.41	16.91	19.26
7/22/2019 15:15	17.42	14.91	16.81	19.87	20.48	17.01	19.43

Date Time	K-Plant						
	K-Plant Intake #1 °C	K-Plant Intake #2 °C	EMD Plant Intake °C	Cat Plant Intake °C	Discharge °C	EMD Plant Discharge °C	Cat Plant Discharge °C
7/22/2019 15:30	17.13	14.56	16.35	19.93	20.53	16.64	19.5
7/22/2019 15:45	16.88	14.08	16.14	19.89	20.57	16.3	19.61
7/22/2019 16:00	15.21	13.72	15.21	19.81	20.58	15.71	19.61
7/22/2019 16:15	15.06	13.56	14.53	19.62	20.5	15.07	19.38
7/22/2019 16:30	15.29	13.33	14.89	19.53	20.43	15.29	19.11
7/22/2019 16:45	15.8	13.85	14.77	19.16	20.3	15.37	18.93
7/22/2019 17:00	16.05	14.04	14.71	19.8	20.31	15.51	18.88
7/22/2019 17:15	15.94	14.25	14.74	19.7	20.37	15.81	19.18
7/22/2019 17:30	16.21	14.54	14.87	19.93	20.34	15.77	19.39
7/22/2019 17:45	16.62	14.65	15.52	20.02	20.43	16.16	19.55
7/22/2019 18:00	16.23	14.72	15.74	20.04	20.49	16.3	19.66
7/22/2019 18:15	15.57	14.49	15.11	20.06	20.53	15.79	19.73
7/22/2019 18:30	15.35	14.31	14.81	20.08	20.56	15.41	19.75
7/22/2019 18:45	15.24	13.92	14.46	20.25	20.53	15	19.75
7/22/2019 19:00	14.47	13.58	14.32	20.27	20.55	14.64	19.74
7/22/2019 19:15	14.18	13.19	13.95	20.36	20.57	14.37	19.88
7/22/2019 19:30	14.49	12.93	13.07	20.44	20.57	14.16	19.96
7/22/2019 19:45	15.18	13.41	14.62	20.43	20.58	14.82	20.07
7/22/2019 20:00	15.41	14.38	15.17	20.35	20.54	15.43	19.96
7/22/2019 20:15	15.32	14.68	15.11	20.38	20.55	15.48	19.95
7/22/2019 20:30	15.61	14.56	14.56	20.4	20.56	15.63	20.01
7/22/2019 20:45	15.5	14.34	14.31	20.39	20.6	15.37	20.03
7/22/2019 21:00	15.51	13.88	14.79	20.42	20.64	15.23	20.12
7/22/2019 21:15	16.12	13.59	14.81	20.4	20.63	15.37	20.14
7/22/2019 21:30	15.31	13.73	14.99	20.39	20.64	15.6	20.11
7/22/2019 21:45	15.28	13.77	15.23	20.3	20.62	15.76	20.02
7/22/2019 22:00	16.14	14.15	15.26	20.35	20.61	15.82	19.94
7/22/2019 22:15	15.58	14.28	14.95	20.27	20.61	15.47	19.96
7/22/2019 22:30	15.64	14.19	15.41	20.31	20.58	15.75	19.99
7/22/2019 22:45	16.59	14.13	14.99	20.21	20.54	15.78	19.84
7/22/2019 23:00	16.11	14.21	15.05	20.4	20.58	15.6	19.79
7/22/2019 23:15	15.56	14.43	14.8	20.34	20.64	15.49	19.76
7/22/2019 23:30	15.45	14.36	14.71	20.4	20.68	15.36	19.81
7/22/2019 23:45	15.37	14.24	14.92	20.47	20.67	15.65	19.91
7/23/2019 0:00	15.89	14.28	15.02	20.44	20.67	15.81	20.02
7/23/2019 0:15	16.09	14.52	15.59	20.45	20.64	15.89	20.07
7/23/2019 0:30	15.85	14.63	15.53	20.26	20.62	15.87	19.92
7/23/2019 0:45	16.15	14.78	15.23	19.99	20.56	15.76	19.83
7/23/2019 1:00	15.85	14.7	15.57	19.52	20.52	15.78	19.73
7/23/2019 1:15	15.76	14.21	15.36	19.33	20.5	15.68	19.55
7/23/2019 1:30	15.72	14.13	15.38	19.95	20.49	15.6	19.38
7/23/2019 1:45	15.54	14.54	15.17	19.9	20.51	15.59	19.34
7/23/2019 2:00	15.54	14.73	15.07	19.67	20.53	15.56	19.26
7/23/2019 2:15	15.57	14.78	15.23	19.71	20.57	15.7	19.39

Date Time	K-Plant						
	K-Plant Intake #1 °C	K-Plant Intake #2 °C	EMD Plant Intake °C	Cat Plant Intake °C	K-Plant Discharge °C	EMD Plant Discharge °C	Cat Plant Discharge °C
7/23/2019 2:30	15.72	14.94	15.48	19.79	20.59	15.94	19.47
7/23/2019 2:45	16.05	15.1	15.8	19.9	20.6	16.27	19.52
7/23/2019 3:00	16.06	15.23	15.83	19.95	20.59	16.28	19.52
7/23/2019 3:15	16.27	15.32	16.23	20.27	20.57	16.41	19.54
7/23/2019 3:30	16.37	15.34	15.61	20.24	20.54	16.36	19.46
7/23/2019 3:45	16.28	15.19	15.94	20.24	20.49	16.34	19.43
7/23/2019 4:00	16.19	15.05	15.94	20.21	20.47	16.27	19.36
7/23/2019 4:15	16.12	14.97	15.74	20	20.47	16.15	19.08
7/23/2019 4:30	16.1	14.83	15.14	20.07	20.51	15.85	19.06
7/23/2019 4:45	16.09	14.7	15.23	20.3	20.52	15.82	19.18
7/23/2019 5:00	15.97	14.58	15.31	20.34	20.55	15.89	19.31
7/23/2019 5:15	15.91	14.59	15.16	20.41	20.56	15.81	19.51
7/23/2019 5:30	15.9	14.48	15.3	20.59	20.55	15.66	19.76
7/23/2019 5:45	16.15	14.59	15.05	20.58	20.53	15.63	19.99
7/23/2019 6:00	16.04	14.57	15.29	20.56	20.53	15.73	20.16
7/23/2019 6:15	16.04	14.46	15.25	20.55	20.51	15.6	20.28
7/23/2019 6:30	16.1	14.46	15.63	20.56	20.47	15.7	20.32
7/23/2019 6:45	15.85	13.98	15.29	20.6	20.45	15.66	20.32
7/23/2019 7:00	15.58	13.68	15.15	20.59	20.46	15.41	20.3
7/23/2019 7:15	15.38	13.8	14.8	20.61	20.46	15.18	20.32
7/23/2019 7:30	15.12	14.08	14.8	20.6	20.45	15.14	20.29
7/23/2019 7:45	15.17	13.99	14.95	20.46	20.45	15.25	20.14
7/23/2019 8:00	15.26	13.97	14.54	20.58	20.46	15.08	20.01
7/23/2019 8:15	15.17	13.9	14.62	20.6	20.54	15.06	19.95
7/23/2019 8:30	15.35	13.79	14.59	20.37	20.64	15.13	19.87
7/23/2019 8:45	15.63	13.81	15.1	20.37	20.69	15.39	19.84
7/23/2019 9:00	15.88	13.89	15.2	20.43	20.73	15.6	19.89
7/23/2019 9:15	16.48	13.89	15	20.49	20.74	15.73	19.89
7/23/2019 9:30	16.49	14.06	15.06	20.43	20.75	15.78	19.89
7/23/2019 9:45	15.89	14.09	14.66	20.43	20.72	15.52	19.87
7/23/2019 10:00	15.53	14.28	14.81	20.41	20.67	15.52	19.68
7/23/2019 10:15	15.48	14.06	14.69	19.81	20.65	15.33	19.55
7/23/2019 10:30	15.5	14.09	15.16	18.78	20.62	15.44	19.23
7/23/2019 10:45	15.5	14.28	15.33	18.91	20.59	15.42	18.95
7/23/2019 11:00	15.4	14.41	15.6	18.5	20.53	15.61	18.77
7/23/2019 11:15	15.21	14.58	15.41	18.64	20.38	15.71	18.57
7/23/2019 11:30	15.47	14.63	15.71	18.9	20.24	16.05	18.61
7/23/2019 11:45	16.16	14.8	15.62	19.16	20.07	16.24	18.73
7/23/2019 12:00	16.63	15.04	15.66	19.26	19.96	16.61	18.84
7/23/2019 12:15	17.04	14.95	16	19.26	19.95	16.84	18.91
7/23/2019 12:30	17.07	14.85	16.7	19.18	19.93	17.06	18.96
7/23/2019 12:45	17.26	14.81	16.92	19.35	19.97	17.27	19.05
7/23/2019 13:00	17.48	14.56	16.74	19.58	20.04	17.23	19.15
7/23/2019 13:15	17.63	14.34	17.19	19.73	20.09	17.39	19.24

Date Time	K-Plant						
	K-Plant Intake #1 °C	K-Plant Intake #2 °C	EMD Plant Intake °C	Cat Plant Intake °C	K-Plant Discharge °C	EMD Plant Discharge °C	Cat Plant Discharge °C
7/23/2019 13:30	17.55	14.06	17.18	19.5	20.13	17.33	19.31
7/23/2019 13:45	17.63	13.98	17.06	19.75	20.19	17.98	19.37
7/23/2019 14:00	17.58	13.63	16.95	19.31	20.26	20.55	19.39
7/23/2019 14:15	17.6	13.51	16.71	19.37	20.36	20.21	19.27
7/23/2019 14:30	17.72	13.57	16.65	19.15	20.47	20.6	19.24
7/23/2019 14:45	17.6	13.7	16.3	19.42	20.47	20.79	19.23
7/23/2019 15:00	17.24	13.91	17.44	19.63	20.57	20.19	19.35
7/23/2019 15:15	17.53	14.06	16.84	19.75	20.63	17.83	19.48
7/23/2019 15:30	18.08	13.63	16.24	20.01	20.67	17.02	19.61
7/23/2019 15:45	17.03	13.52	16.03	20.27	20.69	16.47	19.79
7/23/2019 16:00	16.26	13.49	15.15	20.41	20.74	15.86	19.97
7/23/2019 16:15	15.88	13.62	14.59	20.55	20.82	15.45	20.13
7/23/2019 16:30	15.64	13.45	14.71	20.63	20.91	15.3	20.24
7/23/2019 16:45	15.51	13.34	14.94	20.68	20.92	15.22	20.35
7/23/2019 17:00	15.21	13.67	15.02	20.66	20.89	15.16	20.43
7/23/2019 17:15	15	13.71	14.8	20.64	20.87	15.18	20.49
7/23/2019 17:30	14.97	13.84	14.55	20.54	20.86	15.14	20.37
7/23/2019 17:45	14.96	14.02	14.46	20.55	20.87	14.98	20.19
7/23/2019 18:00	14.84	14.12	14.98	20.6	20.92	15.33	20.18
7/23/2019 18:15	14.87	14.17	14.65	20.46	20.91	15.34	20.19
7/23/2019 18:30	14.94	14.16	14.66	20.69	20.98	15.28	20.23
7/23/2019 18:45	14.98	14.2	14.68	20.57	21.06	15.18	20.26
7/23/2019 19:00	15.06	14.21	14.58	20.56	21.13	15.15	20.17
7/23/2019 19:15	15.02	14.32	14.6	20.81	21.16	15.1	20.08
7/23/2019 19:30	14.95	14.29	14.52	20.75	21.25	14.96	20.06
7/23/2019 19:45	14.88	14.14	14.52	20.76	21.31	15.04	20.17
7/23/2019 20:00	15.16	14.23	14.65	20.9	21.31	15.12	20.27
7/23/2019 20:15	15.15	14.46	14.88	20.98	21.32	15.22	20.26
7/23/2019 20:30	15.12	14.44	15.01	21.03	21.32	15.21	20.18
7/23/2019 20:45	14.96	14.4	14.89	21.01	21.33	15.13	20.18
7/23/2019 21:00	15.03	14.43	14.91	21.04	21.37	15.12	20.36
7/23/2019 21:15	15.1	14.33	14.97	21.11	21.41	15.2	20.54
7/23/2019 21:30	15.11	14.16	14.96	21.14	21.43	15.16	20.68
7/23/2019 21:45	15.11	14.12	14.99	21.15	21.45	15.23	20.79
7/23/2019 22:00	15.02	14.23	14.93	21.17	21.45	15.23	20.86
7/23/2019 22:15	15.18	14.37	15.08	21.16	21.41	15.38	20.83
7/23/2019 22:30	15.49	14.56	15.14	21.11	21.34	15.71	20.65
7/23/2019 22:45	15.83	14.74	15.3	20.64	21.25	15.71	20.44
7/23/2019 23:00	15.81	14.79	15.44	20.36	21.23	15.77	20.24
7/23/2019 23:15	15.81	14.68	15.16	20.51	21.22	15.56	20.11
7/23/2019 23:30	15.92	14.69	15.25	20.38	21.18	15.82	20.01
7/23/2019 23:45	16.06	14.72	15.51	20.38	21.19	15.89	19.91
7/24/2019 0:00	15.98	14.93	15.36	20.25	21.22	15.85	19.71
7/24/2019 0:15	15.97	14.97	15.5	20.53	21.21	15.99	19.66

Date Time	K-Plant						
	K-Plant Intake #1 °C	K-Plant Intake #2 °C	EMD Plant Intake °C	Cat Plant Intake °C	K-Plant Discharge °C	EMD Plant Discharge °C	Cat Plant Discharge °C
7/24/2019 0:30	16.49	15.02	15.52	20.24	21.14	16.1	19.69
7/24/2019 0:45	16.46	14.96	15.63	20	21.1	16.25	19.61
7/24/2019 1:00	16.5	14.85	16.02	20.19	21.07	16.35	19.56
7/24/2019 1:15	16.41	14.84	16.03	20.16	21.02	16.37	19.47
7/24/2019 1:30	16.4	14.8	15.82	20.03	20.98	16.3	19.35
7/24/2019 1:45	16.53	14.77	15.73	19.43	20.89	16.38	19.25
7/24/2019 2:00	16.6	14.73	15.86	19.3	20.85	16.37	19.13
7/24/2019 2:15	16.64	14.9	16.18	19.44	20.76	16.51	19.02
7/24/2019 2:30	16.67	15.12	16.07	19.31	20.7	16.65	18.99
7/24/2019 2:45	16.35	15.06	16.31	19.36	20.63	16.62	18.96
7/24/2019 3:00	16.38	15.01	16.22	19.41	20.59	16.52	19.04
7/24/2019 3:15	16.48	15.14	15.9	19.35	20.56	16.49	19.07
7/24/2019 3:30	16.74	15.16	15.93	19.58	20.51	16.48	19
7/24/2019 3:45	16.67	15.11	16.4	19.48	20.53	16.64	19.02
7/24/2019 4:00	16.73	15.12	16.07	19.51	20.53	16.63	18.99
7/24/2019 4:15	16.69	14.68	15.92	19.26	20.51	16.52	19.04
7/24/2019 4:30	16.75	14.51	15.8	19.48	20.44	16.48	19.12
7/24/2019 4:45	16.58	14.32	15.65	19.54	20.42	16.23	19.17
7/24/2019 5:00	16.68	13.93	15.48	19.56	20.42	16.14	19.21
7/24/2019 5:15	16.96	13.44	14.94	19.63	20.41	15.81	19.2
7/24/2019 5:30	16.38	13.44	15.48	19.64	20.5	15.72	19.22
7/24/2019 5:45	15.82	13.73	14.5	19.77	20.58	15.68	19.28
7/24/2019 6:00	15.69	13.82	14.72	19.93	20.59	15.44	19.34
7/24/2019 6:15	15.58	13.87	15.02	19.61	20.53	15.51	19.41
7/24/2019 6:30	15.61	13.97	15.31	19.43	20.48	15.58	19.37
7/24/2019 6:45	16.3	14.13	15.04	19.41	20.44	15.78	19.4
7/24/2019 7:00	16.25	14.18	15	19.59	20.4	15.84	19.42
7/24/2019 7:15	15.85	14.02	14.94	19.75	20.37	15.71	19.5
7/24/2019 7:30	15.29	13.91	14.5	19.78	20.4	15.48	19.57
7/24/2019 7:45	15.22	13.74	14.36	19.63	20.39	15.36	19.62
7/24/2019 8:00	15.11	13.7	14.16	19.64	20.39	14.9	19.62
7/24/2019 8:15	15.03	13.65	14.12	19.72	20.38	14.77	19.65
7/24/2019 8:30	14.91	13.51	14.38	19.88	20.39	14.68	19.67
7/24/2019 8:45	14.9	13.51	14.42	19.85	20.42	14.69	19.69
7/24/2019 9:00	14.92	13.51	14.37	19.83	20.42	14.92	19.7
7/24/2019 9:15	14.93	13.54	14.51	19.83	20.39	14.74	19.7
7/24/2019 9:30	14.95	13.57	14.82	19.93	20.39	14.84	19.72
7/24/2019 9:45	15.13	13.64	14.7	19.87	20.38	14.96	19.72
7/24/2019 10:00	15.1	13.79	14.77	19.99	20.36	15.01	19.72
7/24/2019 10:15	14.84	13.78	14.47	19.95	20.4	15.07	19.71
7/24/2019 10:30	14.97	13.69	15.03	19.99	20.39	15.36	19.72
7/24/2019 10:45	15.65	14.02	15.2	19.81	20.32	15.81	19.69
7/24/2019 11:00	15.62	14.27	14.96	19.88	20.29	15.85	19.68
7/24/2019 11:15	15.6	14.51	14.99	19.97	20.28	15.8	19.71

Date Time	K-Plant						
	K-Plant Intake #1 °C	K-Plant Intake #2 °C	EMD Plant Intake °C	Cat Plant Intake °C	Discharge °C	EMD Plant Discharge °C	Cat Plant Discharge °C
7/24/2019 11:30	15.97	14.61	15.04	19.86	20.3	15.87	19.74
7/24/2019 11:45	16.06	14.6	15.16	19.95	20.32	15.84	19.73
7/24/2019 12:00	15.88	14.51	15.06	20.02	20.35	15.82	19.76
7/24/2019 12:15	15.85	14.36	15.14	20.12	20.39	15.72	19.78
7/24/2019 12:30	16.28	14.37	14.96	19.98	20.38	15.87	19.82
7/24/2019 12:45	16.03	14.33	14.75	20.07	20.38	15.84	19.85
7/24/2019 13:00	15.83	14.35	14.9	20.24	20.38	16.03	19.9
7/24/2019 13:15	16.07	14.29	14.87	20.21	20.4	15.9	19.95
7/24/2019 13:30	16.69	14.46	14.9	20.16	20.42	15.96	19.95
7/24/2019 13:45	16.91	14.56	15.27	20.13	20.48	16.24	19.97
7/24/2019 14:00	16.55	14.53	15.09	20.28	20.53	16.14	19.98
7/24/2019 14:15	16.47	14.51	14.83	20.28	20.54	16.09	20.01
7/24/2019 14:30	16.04	14.37	15.29	20.16	20.53	15.88	20
7/24/2019 14:45	15.77	14.31	14.96	20.16	20.56	15.7	19.99
7/24/2019 15:00	15.77	14.34	14.9	20.17	20.58	16.06	19.95
7/24/2019 15:15	15.71	14.33	15.12	20.34	20.62	18.77	19.96
7/24/2019 15:30	15.75	14.56	14.91	20.28	20.68	19.18	19.99
7/24/2019 15:45	15.8	14.66	14.73	20.31	20.7	19.52	20.03
7/24/2019 16:00	15.87	14.77	14.96	20.37	20.72	19.59	20.07
7/24/2019 16:15	16.16	14.96	14.92	20.63	20.72	19.83	20.14
7/24/2019 16:30	16.13	14.96	15.25	20.69	20.77	17.99	20.21
7/24/2019 16:45	16.1	14.94	14.98	20.64	20.83	16.26	20.3
7/24/2019 17:00	16.04	14.9	15.18	20.65	20.87	15.78	20.33
7/24/2019 17:15	15.88	14.8	14.78	20.37	20.88	15.8	20.29
7/24/2019 17:30	15.73	14.69	14.98	20.29	20.86	15.71	20.05
7/24/2019 17:45	15.74	14.66	14.94	20.07	20.84	15.63	20.01
7/24/2019 18:00	15.36	14.63	15.07	20.2	20.84	15.67	19.9
7/24/2019 18:15	15.37	14.56	14.93	20.15	20.84	15.52	19.89
7/24/2019 18:30	15.48	14.51	15.2	20.35	20.85	15.56	19.82
7/24/2019 18:45	15.82	14.56	15.16	20.68	20.86	16.03	19.98
7/24/2019 19:00	15.63	14.6	15.23	20.75	20.87	15.87	20.11
7/24/2019 19:15	15.87	14.6	15.06	20.71	20.9	15.89	20.28
7/24/2019 19:30	15.91	14.71	15.09	20.72	20.97	15.88	20.38
7/24/2019 19:45	15.76	14.74	15.15	20.74	21.03	15.66	20.47
7/24/2019 20:00	15.97	14.73	15.34	20.77	21.07	15.76	20.47
7/24/2019 20:15	15.84	14.56	15.29	20.78	21.13	15.59	20.55
7/24/2019 20:30	15.78	14.48	15.08	20.76	21.17	15.53	20.54
7/24/2019 20:45	15.64	14.41	15.04	20.76	21.18	15.49	20.53
7/24/2019 21:00	15.41	14.3	14.9	20.72	21.19	15.39	20.55
7/24/2019 21:15	15.31	14.21	14.94	20.9	21.2	15.34	20.54
7/24/2019 21:30	15.35	14.29	15.02	20.76	21.23	15.32	20.53
7/24/2019 21:45	15.62	14.32	14.78	20.96	21.2	15.35	20.56
7/24/2019 22:00	15.63	14.37	15.07	20.98	21.22	15.56	20.62
7/24/2019 22:15	15.96	14.49	15.42	20.92	21.18	15.8	20.7

Date Time	K-Plant						
	K-Plant Intake #1 °C	K-Plant Intake #2 °C	EMD Plant Intake °C	Cat Plant Intake °C	Discharge °C	EMD Plant Discharge °C	Cat Plant Discharge °C
7/24/2019 22:30	15.72	14.55	15.54	21.02	21.16	16.04	20.72
7/24/2019 22:45	15.93	14.67	15.47	21.05	21.16	16.04	20.81
7/24/2019 23:00	15.84	14.64	15.48	21.27	21.19	15.93	20.8
7/24/2019 23:15	15.85	14.46	15.27	21.17	21.23	15.83	20.86
7/24/2019 23:30	15.93	14.18	15.32	21.31	21.24	15.48	20.89
7/24/2019 23:45	15.71	13.69	15.38	21.26	21.21	15.59	20.87
7/25/2019 0:00	15.76	14.03	15.18	21.27	21.22	15.56	20.88
7/25/2019 0:15	15.5	13.97	14.63	20.79	21.25	15.36	20.81
7/25/2019 0:30	15.23	13.99	14.66	20.72	21.26	15.21	20.69
7/25/2019 0:45	15.61	14.02	15.31	21.01	21.28	15.49	20.63
7/25/2019 1:00	15.78	14.28	15.47	20.89	21.28	15.75	20.52
7/25/2019 1:15	16.09	14.52	15.74	20.81	21.29	15.96	20.42
7/25/2019 1:30	16.44	14.76	16.06	20.75	21.34	16.2	20.35
7/25/2019 1:45	16.52	14.74	16.45	20.62	21.37	16.35	20.19
7/25/2019 2:00	16.44	14.77	15.89	19.55	21.37	16.34	19.96
7/25/2019 2:15	16.22	14.8	15.51	18.83	21.36	16.17	19.39
7/25/2019 2:30	16.05	14.91	15.48	18.22	21.31	16.03	18.98
7/25/2019 2:45	15.99	15.09	15.66	18.49	21.18	15.99	18.69
7/25/2019 3:00	16.06	15.03	15.82	18.47	20.93	16.09	18.54
7/25/2019 3:15	16.23	15.04	16.06	18.53	20.86	16.2	18.48
7/25/2019 3:30	16.53	15.03	16.25	18.47	20.81	16.48	18.46
7/25/2019 3:45	16.78	15.18	16.52	18.63	20.71	16.76	18.44
7/25/2019 4:00	16.93	15.31	16.78	18.84	20.71	16.97	18.54
7/25/2019 4:15	16.99	15.28	16.73	19.12	20.66	16.89	18.63
7/25/2019 4:30	17.14	15.37	16.8	19.09	20.61	16.88	18.78
7/25/2019 4:45	17.29	15.46	16.84	19.03	20.54	17.05	18.88
7/25/2019 5:00	17.41	15.61	16.73	19.17	20.49	17.03	18.97
7/25/2019 5:15	17.53	15.04	17.25	19.17	20.46	17.24	19.06
7/25/2019 5:30	17.67	14.21	17.86	19.3	20.48	17.28	19.12
7/25/2019 5:45	18.02	13.77	17.36	19.12	20.49	17.1	19.15
7/25/2019 6:00	17.75	13.74	17.41	19.18	20.49	17.02	19.17
7/25/2019 6:15	17.76	13.95	16.75	19.33	20.53	16.91	19.21
7/25/2019 6:30	17.83	13.98	15.8	19.44	20.51	16.62	19.28
7/25/2019 6:45	17.68	14.03	15.24	19.54	20.52	16.72	19.33
7/25/2019 7:00	18.05	13.93	15.6	19.47	20.54	16.65	19.4
7/25/2019 7:15	17.86	13.83	15.9	19.52	20.57	16.79	19.41
7/25/2019 7:30	17.91	13.63	15.91	19.59	20.59	16.81	19.48
7/25/2019 7:45	16.34	13.42	15.22	19.77	20.52	19.33	19.52
7/25/2019 8:00	16.62	13.3	14.44	19.78	20.51	19.58	19.59
7/25/2019 8:15	16.85	13.23	14.76	19.95	20.5	19.46	19.65
7/25/2019 8:30	16.25	13.19	14.2	19.99	20.48	19.3	19.68
7/25/2019 8:45	15.99	13.4	14.3	20.06	20.52	19.24	19.71
7/25/2019 9:00	15.91	13.8	14.74	20	20.57	19.33	19.73
7/25/2019 9:15	15.83	13.92	14.88	19.89	20.55	19.4	19.77

Date Time	K-Plant						
	K-Plant Intake #1 °C	K-Plant Intake #2 °C	EMD Plant Intake °C	Cat Plant Intake °C	K-Plant Discharge °C	EMD Plant Discharge °C	Cat Plant Discharge °C
7/25/2019 9:30	15.59	13.98	14.63	19.96	20.55	19.44	19.82
7/25/2019 9:45	15.41	14.1	14.52	20.07	20.57	19.13	19.87
7/25/2019 10:00	15.21	14.23	14.41	20.24	20.61	19.05	19.92
7/25/2019 10:15	15.15	14.36	14.55	20.17	20.64	19.08	19.95
7/25/2019 10:30	15.23	14.3	14.49	20.32	20.66	18.42	19.97
7/25/2019 10:45	15.07	14.2	14.49	20.18	20.66	19.51	19.96
7/25/2019 11:00	15.21	14.28	14.57	20.21	20.68	19.34	20.02
7/25/2019 11:15	15.4	14.4	14.8	20.57	20.7	19.66	20.05
7/25/2019 11:30	15.43	14.44	14.84	20.29	20.72	19.7	20.11
7/25/2019 11:45	15.58	14.44	14.95	20.3	20.76	19.69	20.1
7/25/2019 12:00	15.49	14.34	14.8	20.3	20.77	19.67	20.08
7/25/2019 12:15	15.16	14.21	14.71	20.26	20.82	19.4	20.12
7/25/2019 12:30	15.28	14.14	14.64	20.38	20.86	19.3	20.16
7/25/2019 12:45	15.48	14.16	14.44	20.5	20.83	19.33	20.23
7/25/2019 13:00	14.99	14.03	14.6	20.59	20.84	19.4	20.35
7/25/2019 13:15	15.54	14	14.8	20.66	20.87	19.62	20.44
7/25/2019 13:30	15.7	14.13	14.91	20.7	20.91	19.78	20.52
7/25/2019 13:45	15.83	14.27	15.22	20.75	20.96	19.81	20.57
7/25/2019 14:00	15.67	14.3	14.94	20.73	20.96	19.68	20.62
7/25/2019 14:15	15.44	14.28	14.97	20.82	20.99	19.49	20.65
7/25/2019 14:30	15.22	14.22	14.77	20.81	20.99	18.44	20.68
7/25/2019 14:45	15.02	14.1	14.54	20.83	21	18.7	20.69
7/25/2019 15:00	15.25	14.06	14.78	20.75	20.98	18.21	20.68
7/25/2019 15:15	15.39	14.12	14.88	20.93	21	16.05	20.68
7/25/2019 15:30	15.75	14.47	15.09	20.9	21.08	15.83	20.71
7/25/2019 15:45	15.77	14.52	15.22	21.01	21.14	15.85	20.75
7/25/2019 16:00	15.79	14.47	14.86	21.07	21.22	15.6	20.8
7/25/2019 16:15	15.71	14.47	14.9	21.08	21.28	15.5	20.82
7/25/2019 16:30	15.46	14.48	14.74	21.09	21.3	15.43	20.83
7/25/2019 16:45	15.16	14.33	14.71	20.95	21.31	15.38	20.81
7/25/2019 17:00	15.21	14.41	14.91	21.12	21.32	15.54	20.79
7/25/2019 17:15	15.29	14.45	15.03	20.89	21.37	15.56	20.69
7/25/2019 17:30	15.56	14.57	15.25	20.89	21.39	15.92	20.5
7/25/2019 17:45	15.8	14.74	15.6	20.35	21.36	16.06	20.35
7/25/2019 18:00	15.95	14.7	15.65	19.98	21.37	16.18	20.13
7/25/2019 18:15	16.27	14.8	15.59	21.02	21.48	16.07	20.11
7/25/2019 18:30	16.23	15.07	15.85	21.38	21.56	16.28	20.33
7/25/2019 18:45	16.15	15.01	15.74	21.46	21.65	16.22	20.4
7/25/2019 19:00	16.24	15.05	15.8	21.31	21.7	16.33	20.42
7/25/2019 19:15	16.28	15.23	15.76	21.47	21.75	16.31	20.44
7/25/2019 19:30	16.16	15.09	15.64	20.58	21.76	16.12	20.44
7/25/2019 19:45	16.47	14.74	15.79	20.99	21.63	16.02	20.38
7/25/2019 20:00	16.13	13.74	15.08	20.21	21.46	15.81	20.42
7/25/2019 20:15	15.21	14.02	14.61	20.15	21.33	15.13	20.08



Date Time	K-Plant						
	K-Plant Intake #1 °C	K-Plant Intake #2 °C	EMD Plant Intake °C	Cat Plant Intake °C	Discharge °C	EMD Plant Discharge °C	Cat Plant Discharge °C
7/25/2019 20:30	14.95	13.89	14.31	20.01	21.33	14.81	19.63
7/25/2019 20:45	15.53	13.98	14.56	17.84	21.15	14.84	19.06
7/25/2019 21:00	16.1	14.18	15.16	17.38	21.02	15.48	18.42
7/25/2019 21:15	17.02	14.43	16.01	18.41	20.95	16.2	18.35
7/25/2019 21:30	17.04	15.01	16.69	20.09	21.05	16.96	18.72
7/25/2019 21:45	17.82	15.98	17.31	20.82	21.12	17.79	19.3
7/25/2019 22:00	18.06	16.28	17.47	20.78	21.1	17.92	19.83
7/25/2019 22:15	17.17	16.16	17.06	20.4	21.09	17.38	20.07
7/25/2019 22:30	16.87	15.91	16.32	19.16	21.08	17.04	19.82
7/25/2019 22:45	16.73	15.67	16	18.21	20.99	16.57	19.24
7/25/2019 23:00	15.98	15.27	14.51	18.58	20.76	15.42	18.95
7/25/2019 23:15	14.97	13.48	14.34	18.96	20.49	14.79	18.93
7/25/2019 23:30	15.94	11.72	15.96	19.18	20.27	15.82	18.96
7/25/2019 23:45	16.84	11.59	16.77	19.65	20.35	16.94	19.13
7/26/2019 0:00	17.54	11.82	16.89	19.85	20.62	17.28	19.35
7/26/2019 0:15	18.32	12.94	18.1	20.03	20.73	18.27	19.56
7/26/2019 0:30	18.45	14.21	18.7	20.09	20.8	18.55	19.77
7/26/2019 0:45	18.7	13.31	18.53	20.13	20.93	18.3	19.91
7/26/2019 1:00	18.41	12.92	17.5	20.25	21.06	17.7	20.02
7/26/2019 1:15	17.85	13.28	15.83	20.33	21	16.62	20.12
7/26/2019 1:30	15.38	13.4	14.33	20.32	20.95	15.37	20.2
7/26/2019 1:45	15.04	13	13.59	20.36	20.9	14.53	20.23
7/26/2019 2:00	14.89	12.9	13.46	20.45	20.86	14.3	20.28
7/26/2019 2:15	15.02	13.18	13.47	20.47	20.81	14.22	20.32
7/26/2019 2:30	14.99	13.2	14.2	20.43	20.8	14.48	20.34
7/26/2019 2:45	14.85	13.02	14.31	20.52	20.88	14.62	20.35
7/26/2019 3:00	14.92	13.3	14.71	20.52	20.92	14.85	20.38
7/26/2019 3:15	16.16	14.18	15.17	20.55	20.92	15.74	20.44
7/26/2019 3:30	16.47	14.76	15.78	20.63	20.94	16.31	20.48
7/26/2019 3:45	16.54	14.69	14.99	20.7	20.93	16.22	20.54
7/26/2019 4:00	15.74	14.58	14.82	20.71	20.92	15.86	20.59
7/26/2019 4:15	15.42	14.33	14.66	20.58	20.9	15.38	20.57
7/26/2019 4:30	14.84	13.9	13.96	20.78	20.86	14.81	20.54
7/26/2019 4:45	15.15	13.41	13.53	20.82	20.88	14.31	20.59
7/26/2019 5:00	15.36	13.54	14.54	20.58	20.74	15.16	20.46
7/26/2019 5:15	15.38	13.82	15.14	20.58	20.79	15.12	20.25
7/26/2019 5:30	15.24	13.89	14.99	20.53	20.81	15.19	20.14
7/26/2019 5:45	15.27	13.93	14.77	20.68	20.84	15.08	20.23
7/26/2019 6:00	15.19	13.95	14.71	20.82	20.85	15.24	20.28
7/26/2019 6:15	15.11	14.13	14.77	20.82	20.87	15.55	20.45
7/26/2019 6:30	16.47	14.15	14.85	20.81	20.88	16.25	20.53
7/26/2019 6:45	16.48	14.26	14.92	20.8	20.89	16.21	20.61
7/26/2019 7:00	16.06	14.7	15.3	20.72	20.88	16.19	20.62
7/26/2019 7:15	16.1	14.82	15.08	20.64	20.85	16.1	20.5

Date Time	K-Plant						
	K-Plant Intake #1 °C	K-Plant Intake #2 °C	EMD Plant Intake °C	Cat Plant Intake °C	K-Plant Discharge °C	EMD Plant Discharge °C	Cat Plant Discharge °C
7/26/2019 7:30	15.61	14.76	15.1	20.66	20.79	16.12	20.3
7/26/2019 7:45	15.48	14.5	15.12	20.39	20.69	16.09	20.1
7/26/2019 8:00	15.57	14.63	15.31	19.78	20.63	15.6	19.88
7/26/2019 8:15	15.48	14.85	15.23	19.65	20.65	15.6	19.58
7/26/2019 8:30	15.55	14.8	15.32	20.08	20.66	15.78	19.56
7/26/2019 8:45	16.08	14.82	15.17	20.49	20.65	15.96	19.7
7/26/2019 9:00	16.42	15.05	15.21	20.62	20.68	16.12	19.95
7/26/2019 9:15	16.51	15	15.54	20.61	20.7	16.36	20.16
7/26/2019 9:30	16.77	15.01	16.19	20.6	20.69	16.53	20.22
7/26/2019 9:45	16.54	14.82	16.56	20.51	20.68	16.48	20.14
7/26/2019 10:00	16.45	14.61	15.85	20.56	20.66	16.18	20.06
7/26/2019 10:15	16.35	14.33	15.66	19.93	20.62	15.89	19.89
7/26/2019 10:30	16.35	13.9	15.34	18.53	20.5	15.75	19.45
7/26/2019 10:45	16.31	13.93	15.03	17.98	20.35	15.65	18.93
7/26/2019 11:00	15.86	13.94	14.87	18.3	20.32	15.45	18.58
7/26/2019 11:15	15.8	14.22	15.43	19.42	20.22	15.8	18.6
7/26/2019 11:30	15.88	14.51	15.71	19.57	20.23	15.95	18.73
7/26/2019 11:45	15.95	14.93	15.79	19.14	20.26	16.22	18.72
7/26/2019 12:00	16.06	15.36	15.81	19.22	20.28	16.19	18.82
7/26/2019 12:15	16.25	15.45	16.02	19.16	20.27	16.28	18.93
7/26/2019 12:30	16.56	15.49	16.2	19.16	20.2	16.51	19.01
7/26/2019 12:45	16.73	15.53	16.1	18.92	20.13	16.67	19
7/26/2019 13:00	16.86	15.46	16.03	18.84	20.09	16.64	18.93
7/26/2019 13:15	16.54	15.34	15.63	18.73	20.06	16.01	18.84
7/26/2019 13:30	16	15.25	15.1	18.8	20.03	15.65	18.75
7/26/2019 13:45	15.75	14.87	15	18.83	20	15.41	18.77
7/26/2019 14:00	15.71	14.59	15.03	18.81	19.94	15.58	18.74
7/26/2019 14:15	15.59	14.46	15.06	18.94	19.85	15.69	18.75
7/26/2019 14:30	15.56	14.48	14.91	19.19	19.81	15.35	18.82
7/26/2019 14:45	15.66	14.54	14.67	19.26	19.82	15.43	18.85
7/26/2019 15:00	15.91	14.6	14.96	19.08	19.83	15.73	18.93
7/26/2019 15:15	16.93	14.68	15.23	19.03	19.85	16.46	18.97
7/26/2019 15:30	17.99	14.78	16.51	19.43	19.89	17.28	19.07
7/26/2019 15:45	18.48	14.69	18.08	19.66	19.92	17.59	19.21
7/26/2019 16:00	18.51	14.71	17.56	19.53	19.97	17.4	19.35
7/26/2019 16:15	16.59	14.54	16.48	19.44	20.03	17.02	19.4
7/26/2019 16:30	15.91	14.41	15.19	19.39	20.02	15.89	19.38
7/26/2019 16:45	15.24	14.09	14.54	19.45	19.92	15.2	19.23
7/26/2019 17:00	15.33	13.31	14.53	19.47	19.85	14.74	19.06
7/26/2019 17:15	15.26	12.77	15.1	18.95	19.82	15.16	18.88
7/26/2019 17:30	16.61	13.85	15.55	19.25	19.83	15.79	18.85
7/26/2019 17:45	16.39	14.33	15.67	19.58	19.92	16.17	19.04
7/26/2019 18:00	17.44	14.58	16.51	19.65	19.97	16.9	19.22
7/26/2019 18:15	17.85	15.08	17.35	19.76	20	17.46	19.37

Date Time	K-Plant						
	K-Plant Intake #1 °C	K-Plant Intake #2 °C	EMD Plant Intake °C	Cat Plant Intake °C	K-Plant Discharge °C	EMD Plant Discharge °C	Cat Plant Discharge °C
7/26/2019 18:30	17.87	15.27	17.33	19.79	20.04	17.64	19.53
7/26/2019 18:45	17.56	15.26	16.99	19.89	20.1	17.35	19.64
7/26/2019 19:00	17.05	15	16.17	19.79	20.16	16.83	19.68
7/26/2019 19:15	16.38	14.32	15.73	19.8	20.18	16.21	19.65
7/26/2019 19:30	15.87	13.29	14.79	19.33	20.16	15.19	19.56
7/26/2019 19:45	14.98	12.73	14.23	19.02	20.09	14.35	19.41
7/26/2019 20:00	14.82	12.8	14.16	18.98	20.03	14.34	19.21
7/26/2019 20:15	15.04	13.24	14.29	18.92	19.96	14.51	18.84
7/26/2019 20:30	14.81	13.6	14.64	19.46	19.96	15.02	18.91
7/26/2019 20:45	15.73	14.41	15.03	19.65	19.97	15.66	19.17
7/26/2019 21:00	17.54	14.66	15.77	19.88	19.97	16.72	19.39
7/26/2019 21:15	18.4	15.23	16.71	19.83	19.93	17.63	19.58
7/26/2019 21:30	18.19	15.21	16.85	19.83	19.95	17.39	19.68
7/26/2019 21:45	18.08	15.01	16.72	19.77	19.98	17.21	19.67
7/26/2019 22:00	17.14	14.83	16.14	19.7	20	16.79	19.64
7/26/2019 22:15	16.38	14.6	15.28	19.72	20	15.84	19.59
7/26/2019 22:30	15.96	13.98	14.6	19.39	20	15.46	19.57
7/26/2019 22:45	15.34	13.24	14.38	19.6	19.94	14.82	19.49
7/26/2019 23:00	14.95	12.83	13.92	18.92	19.86	14.43	19.38
7/26/2019 23:15	15.15	13.63	14.35	19.4	19.83	14.75	19.14
7/26/2019 23:30	15.02	13.77	14.44	19.41	19.83	15	19.13
7/26/2019 23:45	15.58	13.99	14.85	19.67	19.81	15.49	19.24
7/27/2019 0:00	16.85	14.63	15.74	19.67	19.77	16.34	19.38
7/27/2019 0:15	17.46	15.01	16.63	19.7	19.76	17.02	19.48
7/27/2019 0:30	18.13	15.02	16.79	19.68	19.76	17.41	19.57
7/27/2019 0:45	18.23	14.88	16.49	19.65	19.8	17.34	19.6
7/27/2019 1:00	18.11	14.63	16.13	19.65	19.83	17.06	19.61
7/27/2019 1:15	17.85	14.56	15.44	19.66	19.85	16.54	19.63
7/27/2019 1:30	16.3	14.49	15.15	19.53	19.84	16.03	19.62
7/27/2019 1:45	15.9	14.43	15.2	19.56	19.82	15.93	19.55
7/27/2019 2:00	15.64	14.31	15.39	19.21	19.77	15.91	19.5
7/27/2019 2:15	16	14.21	15.24	19.41	19.72	15.84	19.35
7/27/2019 2:30	16.2	14.11	15.08	19.48	19.68	15.69	19.36
7/27/2019 2:45	16.54	14.19	15	19.56	19.66	15.68	19.34
7/27/2019 3:00	16.51	14.31	15.1	19.5	19.65	15.91	19.37
7/27/2019 3:15	16.81	14.41	15.03	19.52	19.63	16.13	19.39
7/27/2019 3:30	16.83	14.63	15.53	19.53	19.63	16.55	19.4
7/27/2019 3:45	16.88	14.81	16.02	19.52	19.61	16.84	19.46
7/27/2019 4:00	16.76	15.06	16.1	19.5	19.6	16.88	19.48
7/27/2019 4:15	16.89	15.26	15.98	19.48	19.58	16.91	19.48
7/27/2019 4:30	16.69	15.13	15.73	19.45	19.56	16.49	19.44
7/27/2019 4:45	16.38	14.98	15.41	19.38	19.54	16	19.41
7/27/2019 5:00	16	14.69	15.11	19.39	19.53	15.66	19.25
7/27/2019 5:15	15.8	14.47	14.87	19.38	19.51	15.57	19.25

Date Time	K-Plant						
	K-Plant Intake #1 °C	K-Plant Intake #2 °C	EMD Plant Intake °C	Cat Plant Intake °C	K-Plant Discharge °C	EMD Plant Discharge °C	Cat Plant Discharge °C
7/27/2019 5:30	15.6	14.28	14.73	19.35	19.46	15.4	19.2
7/27/2019 5:45	15.57	14.47	14.87	19.37	19.42	15.4	19.18
7/27/2019 6:00	15.55	14.57	14.94	19.35	19.41	15.67	19.23
7/27/2019 6:15	16	14.63	15.13	19.3	19.39	15.96	19.25
7/27/2019 6:30	16.69	14.64	15.63	19.28	19.37	16.49	19.26
7/27/2019 6:45	16.94	14.73	15.88	19.29	19.35	16.88	19.28
7/27/2019 7:00	17.3	14.85	16.35	19.24	19.35	17.09	19.29
7/27/2019 7:15	17.49	15.02	15.66	19.21	19.33	17.25	19.27
7/27/2019 7:30	17.2	14.99	15.7	19.2	19.33	16.92	19.27
7/27/2019 7:45	16.53	14.91	15.53	19.21	19.33	16.48	19.24
7/27/2019 8:00	16.11	14.71	15.3	19.2	19.34	16.16	19.21
7/27/2019 8:15	15.87	14.42	14.87	19.15	19.33	15.63	19.13
7/27/2019 8:30	15.59	14.03	14.79	19.19	19.33	15.19	19.11
7/27/2019 8:45	15.38	13.66	14.98	19.24	19.31	15.17	19.12
7/27/2019 9:00	15.66	13.77	14.56	19.2	19.31	15.11	19.1
7/27/2019 9:15	15.69	13.93	14.67	19.18	19.31	15.12	19.13
7/27/2019 9:30	16.24	14.02	15.28	19.2	19.29	15.61	19.16
7/27/2019 9:45	16.44	14.06	15.47	19.21	19.27	15.96	19.17
7/27/2019 10:00	16.67	14.25	15.22	19.22	19.26	16.21	19.2
7/27/2019 10:15	17.11	14.43	15.75	19.23	19.26	16.48	19.21
7/27/2019 10:30	17.73	14.54	16.27	19.25	19.26	16.84	19.23
7/27/2019 10:45	17.45	14.6	16.53	19.24	19.27	17.05	19.25
7/27/2019 11:00	16.94	14.63	15.35	19.24	19.28	16.63	19.24
7/27/2019 11:15	16.18	14.47	15.12	19.22	19.29	16.15	19.24
7/27/2019 11:30	15.78	14.41	14.96	19.21	19.3	15.8	19.22
7/27/2019 11:45	15.7	14.42	14.9	19.24	19.32	15.63	19.19
7/27/2019 12:00	15.98	14.54	15.07	19.29	19.34	15.72	19.11
7/27/2019 12:15	15.94	14.52	15.23	19.26	19.34	15.87	19.16
7/27/2019 12:30	15.86	14.46	15.12	18.96	19.34	15.9	19.06
7/27/2019 12:45	15.98	14.44	15.39	19.13	19.32	16.22	19.04
7/27/2019 13:00	17.36	14.62	15.55	19.07	19.3	16.73	19.07
7/27/2019 13:15	18.03	14.77	15.74	19.14	19.31	17.18	19.08
7/27/2019 13:30	18.36	14.8	16.73	19.16	19.33	17.38	19.13
7/27/2019 13:45	18.6	14.9	18.09	19.22	19.35	17.85	19.17
7/27/2019 14:00	18.5	14.99	17.33	19.18	19.39	17.78	19.19
7/27/2019 14:15	17.95	15.05	16.93	18.99	19.4	17.5	19.18
7/27/2019 14:30	17.7	15.07	16.45	19.18	19.41	17.32	19.14
7/27/2019 14:45	17.46	14.46	16.26	19.09	19.42	16.79	19.16
7/27/2019 15:00	16.92	13.91	15.91	19	19.41	16.27	19.13
7/27/2019 15:15	17.34	13.65	15.57	19.08	19.4	16.27	19.11
7/27/2019 15:30	17.35	14.2	15.8	19.24	19.41	16.47	19.15
7/27/2019 15:45	17.52	14.32	16.47	19.26	19.44	16.73	19.18
7/27/2019 16:00	17.74	14.57	17.03	19.23	19.45	17.17	19.19
7/27/2019 16:15	18.27	15.03	17.7	19.31	19.5	17.71	19.22

Date Time	K-Plant						
	K-Plant Intake #1 °C	K-Plant Intake #2 °C	EMD Plant Intake °C	Cat Plant Intake °C	K-Plant Discharge °C	EMD Plant Discharge °C	Cat Plant Discharge °C
7/27/2019 16:30	18.41	15.42	17.04	19.33	19.5	17.75	19.26
7/27/2019 16:45	17.68	14.96	16.97	19.36	19.51	17.45	19.29
7/27/2019 17:00	17.8	14.82	17.63	19.3	19.52	17.45	19.33
7/27/2019 17:15	17.81	14.74	17.54	19.28	19.53	17.38	19.32
7/27/2019 17:30	17.52	14.2	16.59	19.29	19.49	17.06	19.33
7/27/2019 17:45	17.45	14.2	15.14	19.32	19.46	16.62	19.33
7/27/2019 18:00	16.57	14.31	14.72	19.35	19.45	15.96	19.35
7/27/2019 18:15	16.38	14.46	15.25	19.37	19.43	16.09	19.37
7/27/2019 18:30	16.7	14.7	15.43	19.57	19.42	16.43	19.43
7/27/2019 18:45	16.46	14.4	15.21	19.6	19.41	15.91	19.49
7/27/2019 19:00	16	14.34	15.36	19.61	19.42	16.06	19.52
7/27/2019 19:15	16.14	14.17	15.29	19.61	19.43	15.76	19.53
7/27/2019 19:30	15.51	13.97	14.82	19.46	19.41	15.45	19.43
7/27/2019 19:45	14.96	13.8	14.4	19.5	19.4	14.96	19.41
7/27/2019 20:00	15.21	13.73	14.4	19.5	19.42	14.78	19.37
7/27/2019 20:15	15.72	13.82	14.94	19.52	19.43	14.99	19.33
7/27/2019 20:30	15.56	14.12	14.79	19.45	19.46	15.34	19.3
7/27/2019 20:45	16.26	14.18	15.28	19.42	19.49	15.96	19.33
7/27/2019 21:00	16.62	14.68	15.91	19.56	19.53	16.64	19.43
7/27/2019 21:15	16.63	14.78	15.52	19.53	19.55	16.43	19.47
7/27/2019 21:30	16.89	14.88	15.77	19.54	19.57	16.69	19.49
7/27/2019 21:45	16.34	14.87	15.34	19.54	19.57	16.18	19.51
7/27/2019 22:00	15.94	14.77	15.27	19.51	19.55	15.72	19.48
7/27/2019 22:15	15.93	14.71	15.16	19.47	19.53	15.87	19.38
7/27/2019 22:30	16.21	14.61	14.61	19.48	19.52	15.55	19.4
7/27/2019 22:45	16.13	14.56	14.83	19.47	19.5	15.7	19.41
7/27/2019 23:00	15.74	14.53	15.02	19.44	19.48	15.74	19.35
7/27/2019 23:15	15.69	14.51	15.1	19.45	19.45	15.91	19.35
7/27/2019 23:30	16.35	14.57	15.73	19.42	19.44	16.52	19.36
7/27/2019 23:45	17.19	14.58	16.67	19.41	19.42	17.06	19.4
7/28/2019 0:00	18	14.95	17.79	19.38	19.41	17.63	19.4
7/28/2019 0:15	18.21	15.01	17.82	19.35	19.4	17.75	19.4
7/28/2019 0:30	18.23	14.96	18.32	19.33	19.39	17.72	19.39
7/28/2019 0:45	18.4	15.03	17.95	19.31	19.37	17.6	19.37
7/28/2019 1:00	18.27	14.79	16.64	19.3	19.36	17.05	19.36
7/28/2019 1:15	17.87	14.56	16.57	19.27	19.35	16.91	19.34
7/28/2019 1:30	18.02	14.12	17.22	19.26	19.32	16.91	19.32
7/28/2019 1:45	17.96	14.17	16.85	19.25	19.31	17.02	19.31
7/28/2019 2:00	18.37	14.02	17.26	19.19	19.3	17.06	19.29
7/28/2019 2:15	17.57	14.19	16.69	19.17	19.28	17.02	19.27
7/28/2019 2:30	17.42	14.43	16.88	19.16	19.26	17.07	19.24
7/28/2019 2:45	17.5	14.33	16.9	19.15	19.24	16.96	19.22
7/28/2019 3:00	17.42	14.38	17.01	19.13	19.22	16.9	19.21
7/28/2019 3:15	17.47	14.5	16.39	19.11	19.2	16.85	19.19

Date Time	K-Plant						
	K-Plant Intake #1 °C	K-Plant Intake #2 °C	EMD Plant Intake °C	Cat Plant Intake °C	K-Plant Discharge °C	EMD Plant Discharge °C	Cat Plant Discharge °C
7/28/2019 3:30	17.08	14.6	15.98	19.09	19.18	16.62	19.16
7/28/2019 3:45	17.22	14.73	15.71	19.07	19.16	16.53	19.15
7/28/2019 4:00	16.92	14.7	15.59	19.04	19.14	16.48	19.13
7/28/2019 4:15	16.94	14.82	15.75	18.98	19.12	16.6	19.1
7/28/2019 4:30	16.65	14.83	15.5	18.96	19.1	16.44	19.08
7/28/2019 4:45	16.51	14.75	15.91	18.94	19.07	16.32	19.05
7/28/2019 5:00	16.45	14.65	15.7	18.9	19.05	16.37	19.02
7/28/2019 5:15	16.65	14.56	15.56	18.87	19.02	16.1	18.98
7/28/2019 5:30	16.37	14.34	15.56	18.83	19	16.12	18.96
7/28/2019 5:45	16.39	14.38	16.35	18.85	18.97	16.28	18.93
7/28/2019 6:00	16.52	14.59	16.82	18.82	18.94	16.37	18.91
7/28/2019 6:15	16.97	14.76	16.04	18.84	18.9	16.57	18.89
7/28/2019 6:30	17.03	14.92	16.61	18.78	18.88	16.82	18.88
7/28/2019 6:45	17.86	14.94	17.6	18.73	18.84	17.1	18.85
7/28/2019 7:00	18.28	14.87	18.14	18.71	18.81	17.33	18.83
7/28/2019 7:15	18.49	14.87	18.2	18.71	18.8	17.41	18.81
7/28/2019 7:30	18.39	14.82	18.42	18.68	18.79	17.43	18.79
7/28/2019 7:45	18.34	14.6	17.88	18.68	18.77	17.34	18.77
7/28/2019 8:00	18.3	14.45	17.5	18.69	18.77	17.24	18.76
7/28/2019 8:15	18.36	14.22	17.44	18.68	18.76	16.93	18.76
7/28/2019 8:30	18.31	14.03	17.57	18.66	18.75	16.86	18.75
7/28/2019 8:45	18.4	13.88	17.45	18.68	18.76	16.9	18.74
7/28/2019 9:00	18.55	13.97	18.18	18.7	18.76	17.31	18.75
7/28/2019 9:15	18.57	14.31	18.34	18.72	18.76	17.63	18.75
7/28/2019 9:30	18.61	14.72	18.23	18.7	18.77	17.85	18.75
7/28/2019 9:45	18.65	15.04	18.37	18.7	18.77	18.12	18.75
7/28/2019 10:00	18.65	15.35	18.34	18.68	18.78	18.12	18.75
7/28/2019 10:15	18.61	15.54	18.3	18.67	18.79	18.09	18.74
7/28/2019 10:30	18.56	15.29	18.38	18.66	18.81	18.05	18.74
7/28/2019 10:45	18.46	14.8	18.1	18.67	18.83	17.89	18.73
7/28/2019 11:00	18.43	14.31	16.72	18.69	18.84	17.43	18.74
7/28/2019 11:15	18.4	13.92	17.99	18.7	18.85	17.3	18.74
7/28/2019 11:30	18.26	13.8	18.12	18.71	18.88	17.16	18.75
7/28/2019 11:45	18.45	14.05	18.24	18.72	18.89	17.28	18.76
7/28/2019 12:00	18.38	14.07	18.49	18.72	18.88	17.37	18.77
7/28/2019 12:15	18.56	14.2	17.87	18.73	18.87	17.48	18.77
7/28/2019 12:30	18.53	14.36	17.88	18.73	18.86	17.39	18.77
7/28/2019 12:45	18.58	14.63	17.92	18.77	18.88	17.55	18.78
7/28/2019 13:00	18.57	14.58	18.34	18.74	18.93	17.4	18.8
7/28/2019 13:15	18.51	14.55	18.68	18.81	19	17.77	18.79
7/28/2019 13:30	18.38	14.56	18.69	19.22	19.09	17.87	18.85
7/28/2019 13:45	18.4	14.86	18.76	19.19	19.15	18.22	18.95
7/28/2019 14:00	18.37	14.92	18.8	18.9	19.19	18.19	19
7/28/2019 14:15	18.48	15	18.71	18.82	19.25	17.88	18.96

Date Time	K-Plant						
	K-Plant Intake #1 °C	K-Plant Intake #2 °C	EMD Plant Intake °C	Cat Plant Intake °C	K-Plant Discharge °C	EMD Plant Discharge °C	Cat Plant Discharge °C
7/28/2019 14:30	18.64	14.93	18.73	18.82	19.29	18.02	18.93
7/28/2019 14:45	18.68	14.92	18.7	19.21	19.35	17.87	19
7/28/2019 15:00	18.65	14.75	15.61	19.35	19.4	17.06	19.1
7/28/2019 15:15	16.2	14.47	15.1	19.43	19.44	15.91	19.18
7/28/2019 15:30	15.57	14.28	14.59	19.35	19.46	15.11	19.27
7/28/2019 15:45	15.15	14.08	14.07	19.44	19.46	14.65	19.31
7/28/2019 16:00	14.56	13.76	14.09	19.4	19.47	14.65	19.35
7/28/2019 16:15	14.6	13.78	14.41	19.47	19.5	15.2	19.38
7/28/2019 16:30	18.48	14	15.78	19.46	19.53	16.73	19.41
7/28/2019 16:45	19.17	14.25	19.18	19.5	19.56	18.08	19.44
7/28/2019 17:00	19.22	14.51	19.35	19.53	19.58	18.76	19.47
7/28/2019 17:15	19.17	14.56	19.25	19.5	19.59	18.75	19.49
7/28/2019 17:30	19.2	14.5	19.13	19.48	19.6	18.34	19.5
7/28/2019 17:45	19.06	14.26	15.77	19.57	19.6	17.52	19.5
7/28/2019 18:00	16.15	14.23	14.6	19.61	19.58	16.29	19.55
7/28/2019 18:15	14.96	14.09	14.49	19.66	19.58	15.89	19.59
7/28/2019 18:30	14.84	13.87	14.6	19.67	19.59	15.1	19.62
7/28/2019 18:45	14.82	13.96	14.6	19.67	19.59	14.83	19.63
7/28/2019 19:00	14.82	14.38	14.76	19.52	19.59	14.92	19.58
7/28/2019 19:15	14.91	14.37	14.78	19.39	19.59	15.33	19.5
7/28/2019 19:30	15.48	14.5	14.83	19.39	19.58	15.61	19.48
7/28/2019 19:45	15.76	14.57	14.81	19.35	19.58	15.64	19.43
7/28/2019 20:00	15.77	14.57	15.08	19.41	19.55	16.42	19.43
7/28/2019 20:15	17.69	14.62	15.35	19.42	19.54	16.81	19.43
7/28/2019 20:30	16.25	14.66	15.1	19.46	19.52	16.42	19.43
7/28/2019 20:45	16.13	14.92	15.35	19.36	19.5	16.46	19.45
7/28/2019 21:00	16.54	15.03	15.35	19.39	19.48	16.56	19.41
7/28/2019 21:15	16.16	15.05	15.25	19.33	19.46	16.3	19.4
7/28/2019 21:30	16.02	14.87	15.3	19.24	19.44	16	19.33
7/28/2019 21:45	16.47	14.73	15.37	19.26	19.42	16.12	19.3
7/28/2019 22:00	16.11	14.74	15.56	19.19	19.39	16.41	19.26
7/28/2019 22:15	15.95	14.83	15.49	19.19	19.37	16.1	19.18
7/28/2019 22:30	15.84	14.84	15.48	19.13	19.35	15.9	19.12
7/28/2019 22:45	15.9	14.9	15.4	19.07	19.33	15.89	19.04
7/28/2019 23:00	15.85	14.84	15.24	19.05	19.3	15.69	19
7/28/2019 23:15	15.92	14.79	15.57	19.11	19.27	16.1	19.01
7/28/2019 23:30	16.25	14.86	15.78	19.13	19.24	16.37	19.02
7/28/2019 23:45	16.69	15.22	16.38	19.09	19.22	16.83	19.03
7/29/2019 0:00	17.02	15.64	16.73	19.13	19.2	17.31	19.04
7/29/2019 0:15	17.09	15.81	16.9	19.14	19.18	17.43	19.06
7/29/2019 0:30	16.92	15.92	16.6	19.15	19.15	17.14	19.06
7/29/2019 0:45	16.89	15.88	16.38	19.15	19.13	16.79	19.04
7/29/2019 1:00	16.88	15.71	16.19	19.13	19.12	16.56	19.02
7/29/2019 1:15	16.91	15.38	15.8	18.68	19.1	16.42	18.93

Date Time	K-Plant						
	K-Plant Intake #1 °C	K-Plant Intake #2 °C	EMD Plant Intake °C	Cat Plant Intake °C	K-Plant Discharge °C	EMD Plant Discharge °C	Cat Plant Discharge °C
7/29/2019 1:30	16.89	14.93	15.89	19.13	19.08	16.47	18.83
7/29/2019 1:45	16.96	14.69	16.48	19.09	19.06	16.65	18.83
7/29/2019 2:00	16.96	14.52	16.63	18.93	19.04	16.74	18.75
7/29/2019 2:15	17.09	14.69	16.2	18.79	19.02	16.81	18.72
7/29/2019 2:30	17.17	15.1	16.16	18.78	19	16.78	18.67
7/29/2019 2:45	17.24	15.35	16.32	18.64	18.98	16.94	18.61
7/29/2019 3:00	17.34	15.06	16.84	18.42	18.96	17.06	18.56
7/29/2019 3:15	17.44	15.14	16.57	18.4	18.93	17.06	18.57
7/29/2019 3:30	17.39	15.39	16.82	18.32	18.9	17.01	18.55
7/29/2019 3:45	17.36	15.41	16.86	18.32	18.88	17.06	18.47
7/29/2019 4:00	17.35	15.31	17.27	18.29	18.85	17.13	18.44
7/29/2019 4:15	17.21	15.11	17.26	18.3	18.83	17	18.42
7/29/2019 4:30	16.83	14.8	16.84	18.22	18.81	16.7	18.4
7/29/2019 4:45	16.94	14.76	15.79	18.32	18.78	16.73	18.34
7/29/2019 5:00	17.35	14.7	16.23	18.61	18.77	16.64	18.38
7/29/2019 5:15	17.37	14.69	16.56	18.64	18.75	16.79	18.42
7/29/2019 5:30	17.45	14.73	16.71	18.39	18.73	17.17	18.45
7/29/2019 5:45	17.63	14.75	17.79	18.7	18.71	17.39	18.47
7/29/2019 6:00	17.9	14.81	17.86	18.67	18.7	17.49	18.52
7/29/2019 6:15	17.9	14.98	17.38	18.57	18.68	17.45	18.54
7/29/2019 6:30	17.94	15.21	17.89	18.59	18.67	17.48	18.56
7/29/2019 6:45	17.61	15.08	17.23	18.61	18.67	17.27	18.57
7/29/2019 7:00	17.67	14.82	17.3	18.59	18.66	17.16	18.57
7/29/2019 7:15	17.51	14.44	17.32	18.55	18.65	17.12	18.56
7/29/2019 7:30	17.74	14	16.61	18.58	18.62	16.73	18.54
7/29/2019 7:45	17.31	13.73	15.39	18.4	18.6	16.25	18.51
7/29/2019 8:00	17.03	13.55	15.6	18.34	18.57	15.85	18.45
7/29/2019 8:15	16.52	13.71	14.99	18.49	18.56	15.82	18.44
7/29/2019 8:30	16.81	13.99	15.44	18.53	18.57	16.17	18.47
7/29/2019 8:45	16.93	14.47	16.3	18.53	18.57	16.53	18.5
7/29/2019 9:00	17.65	14.85	16.7	18.53	18.56	16.96	18.53
7/29/2019 9:15	17.92	15.08	17.43	18.51	18.55	17.39	18.54
7/29/2019 9:30	18.1	15.29	17.74	18.53	18.54	17.7	18.55
7/29/2019 9:45	18.15	15.33	17.92	18.53	18.54	17.77	18.56
7/29/2019 10:00	18.32	15.53	17.89	18.54	18.54	17.68	18.56
7/29/2019 10:15	18.27	15.27	17.65	18.51	18.56	17.15	18.56
7/29/2019 10:30	17.91	14.95	17.05	18.55	18.58	16.99	18.56
7/29/2019 10:45	16.7	14.43	15.31	18.56	18.59	16.27	18.56
7/29/2019 11:00	16.94	14.28	15.44	18.56	18.59	16.15	18.54
7/29/2019 11:15	16.6	14.22	15.51	18.58	18.59	16.2	18.54
7/29/2019 11:30	16.38	14.34	15.74	18.68	18.65	16.15	18.55
7/29/2019 11:45	16.78	14.37	15.57	18.59	18.73	16.45	18.56
7/29/2019 12:00	17.18	14.31	15.7	18.49	18.8	16.61	18.53
7/29/2019 12:15	17.52	14.39	16.74	18.73	18.87	16.99	18.51



Date Time	K-Plant						
	K-Plant Intake #1 °C	K-Plant Intake #2 °C	EMD Plant Intake °C	Cat Plant Intake °C	K-Plant Discharge °C	EMD Plant Discharge °C	Cat Plant Discharge °C
7/29/2019 12:30	17.81	14.4	17.19	18.83	18.94	17.21	18.58
7/29/2019 12:45	17.52	14.72	17.68	18.98	18.98	17.58	18.69
7/29/2019 13:00	17.84	15.23	18	18.87	18.98	17.84	18.73
7/29/2019 13:15	17.69	15.49	18.21	18.5	18.98	17.76	18.74
7/29/2019 13:30	17.85	15.65	17.65	18.37	18.99	17.72	19.31
7/29/2019 13:45	17.74	15.6	16.94	18.39	18.97	17.55	19.45
7/29/2019 14:00	17.38	15.29	16.82	18.46	18.94	17.33	20.14
7/29/2019 14:15	17.05	14.69	16.18	18.44	18.91	16.89	18.6
7/29/2019 14:30	16.88	14.55	15.27	18.49	18.9	16.42	18.55
7/29/2019 14:45	16.72	14.29	15.03	18.49	18.93	15.9	18.55
7/29/2019 15:00	16.62	14.2	14.86	18.49	18.95	15.67	18.54
7/29/2019 15:15	16.27	14.45	15.24	18.51	18.95	16.06	18.53
7/29/2019 15:30	16.98	14.6	15.85	18.5	19.03	16.41	18.54
7/29/2019 15:45	18	14.88	16.22	18.51	19.11	16.9	18.54
7/29/2019 16:00	17.69	15.08	16.53	18.51	19.17	17.31	18.56
7/29/2019 16:15	17.93	15.33	16.36	18.56	19.22	17.47	18.57
7/29/2019 16:30	17.84	15.92	17.05	18.59	19.24	17.81	18.59
7/29/2019 16:45	17.8	16.37	17.48	18.5	19.24	17.82	18.59
7/29/2019 17:00	17.61	16.22	17.45	18.51	19.18	17.45	18.58
7/29/2019 17:15	17.68	15.6	17.76	18.49	19.13	17.43	18.56
7/29/2019 17:30	17.72	15.26	17.59	18.48	19.13	17.25	18.55
7/29/2019 17:45	17.68	15.06	15.61	18.52	19	16.55	18.51
7/29/2019 18:00	17.42	14.65	16.09	18.53	18.97	16.34	18.52
7/29/2019 18:15	17.78	14.43	16.42	18.54	18.98	16.46	18.56
7/29/2019 18:30	17.76	14.44	17.36	18.64	19.06	16.81	18.58
7/29/2019 18:45	17.8	14.72	17.86	18.79	19.2	17.33	18.63
7/29/2019 19:00	17.97	14.74	18.12	18.75	19.3	17.71	18.67
7/29/2019 19:15	18.15	15.41	18.21	18.82	19.37	17.95	18.7
7/29/2019 19:30	18.23	15.98	18.15	18.77	19.42	18.15	18.75
7/29/2019 19:45	18.25	16.35	18.29	18.72	19.42	18.09	18.76
7/29/2019 20:00	18.28	15.99	18.25	18.76	19.38	18.04	18.76
7/29/2019 20:15	18.33	15.34	18.39	18.75	19.34	18	18.77
7/29/2019 20:30	18.4	15.18	18.52	18.73	19.33	18.01	18.77
7/29/2019 20:45	18.46	14.82	18.3	18.77	19.35	17.68	18.77
7/29/2019 21:00	18.13	14.45	16.21	18.77	19.31	17.02	18.77
7/29/2019 21:15	17.94	14.46	15.72	18.73	19.26	16.86	18.78
7/29/2019 21:30	18.01	14.37	16.1	18.82	19.28	16.81	18.79
7/29/2019 21:45	17.89	14.58	17.12	18.82	19.3	17.23	18.81
7/29/2019 22:00	18.05	15.46	17.9	19.39	19.37	17.74	18.86
7/29/2019 22:15	18.15	16.02	17.96	19.1	19.39	18.05	18.93
7/29/2019 22:30	18.47	16.51	17.77	18.96	19.38	18.05	18.95
7/29/2019 22:45	18.46	17.06	18.49	19.13	19.34	18.5	18.97
7/29/2019 23:00	18.45	17.19	18.55	19.2	19.3	18.53	19.04
7/29/2019 23:15	18.33	17.01	18.32	19.19	19.28	18.3	19.1

Date Time	K-Plant						
	K-Plant Intake #1 °C	K-Plant Intake #2 °C	EMD Plant Intake °C	Cat Plant Intake °C	K-Plant Discharge °C	EMD Plant Discharge °C	Cat Plant Discharge °C
7/29/2019 23:30	18.29	16.83	18.39	19.06	19.27	18.15	19.13
7/29/2019 23:45	18.33	16.11	18.15	19.14	19.24	17.87	19.1
7/30/2019 0:00	18.34	15.03	16.65	19.02	19.21	17.31	19.11
7/30/2019 0:15	17.59	13.33	15.47	19	19.18	16.23	19.07
7/30/2019 0:30	16.97	13.1	15.15	19.03	19.17	15.88	19.07
7/30/2019 0:45	16.8	13.26	15.61	19.04	19.15	15.9	19.07
7/30/2019 1:00	16.53	13.68	16.14	19.06	19.11	16.1	19
7/30/2019 1:15	17.34	14.2	16.02	19.08	19.09	16.38	18.96
7/30/2019 1:30	18.01	14.48	17.39	19.09	19.1	17.34	19.04
7/30/2019 1:45	18.55	14.69	18.59	19.09	19.09	18.22	19.07
7/30/2019 2:00	18.57	15.23	18.65	19.1	19.09	18.59	19.09
7/30/2019 2:15	18.34	15.78	18.63	19.1	19.09	18.59	19.11
7/30/2019 2:30	18.28	15.77	18.54	19.09	19.09	18.46	19.12
7/30/2019 2:45	18.43	15.5	18.43	19.06	19.1	18.24	19.11
7/30/2019 3:00	18.47	15.32	17.75	19.02	19.11	17.83	19.09
7/30/2019 3:15	18.2	14.67	17.32	19.06	19.11	17.36	19.07
7/30/2019 3:30	17.64	14.22	16.31	19.03	19.11	16.77	19.04
7/30/2019 3:45	16.93	13.82	15.9	18.95	19.09	16.33	18.98
7/30/2019 4:00	15.99	14.28	15.75	18.97	19.07	16.1	18.95
7/30/2019 4:15	15.93	14.39	15.52	18.99	19.06	15.91	18.88
7/30/2019 4:30	16.16	14.39	15.51	18.98	19.03	15.96	18.89
7/30/2019 4:45	17.39	14.33	16.14	19.02	19.03	16.66	18.95
7/30/2019 5:00	18.21	14.26	18.13	19.01	19.03	17.67	18.99
7/30/2019 5:15	18.36	14.83	18.52	19	19.02	18.18	19.01
7/30/2019 5:30	18.54	14.92	18.5	18.99	19	18.37	19.02
7/30/2019 5:45	18.53	16.19	18.59	18.98	18.99	18.42	19.02
7/30/2019 6:00	18.38	16.44	18.48	18.97	18.97	18.41	19.03
7/30/2019 6:15	18.61	16.18	18.47	18.95	18.96	18.39	19.02
7/30/2019 6:30	18.54	15.46	18.36	18.94	18.95	18.18	19
7/30/2019 6:45	18.4	15.07	17.9	18.93	18.94	17.62	18.99
7/30/2019 7:00	18.32	14.73	16.65	18.92	18.93	17.2	18.98
7/30/2019 7:15	17.9	14.39	16.71	18.92	18.93	16.94	18.97
7/30/2019 7:30	17.43	14.12	17	18.9	18.92	16.88	18.96
7/30/2019 7:45	18.16	14.06	17.62	18.89	18.91	17.17	18.95
7/30/2019 8:00	18.46	14.27	17.9	18.86	18.91	17.81	18.94
7/30/2019 8:15	18.69	14.97	18.42	18.85	18.9	18.22	18.92
7/30/2019 8:30	18.56	15.47	18.45	18.85	18.9	18.32	18.92
7/30/2019 8:45	18.74	16.13	18.5	18.85	18.89	18.35	18.91
7/30/2019 9:00	18.74	16.33	18.39	18.84	18.88	18.3	18.9
7/30/2019 9:15	18.68	16.01	18.51	18.85	18.89	18.27	18.9
7/30/2019 9:30	18.75	15.58	18.38	18.82	18.89	18.22	18.9
7/30/2019 9:45	18.67	14.53	18.31	18.82	18.9	18	18.89
7/30/2019 10:00	18.67	14.16	18.2	18.82	18.9	17.7	18.88
7/30/2019 10:15	18.18	14.08	17.58	18.82	18.9	17.27	18.87

Date Time	K-Plant						
	K-Plant Intake #1 °C	K-Plant Intake #2 °C	EMD Plant Intake °C	Cat Plant Intake °C	Discharge °C	EMD Plant Discharge °C	Cat Plant Discharge °C
7/30/2019 10:30	17.57	14.41	16.87	18.81	18.9	17.02	18.86
7/30/2019 10:45	17.73	14.78	17.02	18.81	18.9	17.04	18.86
7/30/2019 11:00	17.25	14.95	15.31	18.81	18.91	16.66	18.86
7/30/2019 11:15	17.45	15.24	16.56	18.8	18.91	17.04	18.85
7/30/2019 11:30	18.14	15.42	18.17	18.81	18.91	17.51	18.86
7/30/2019 11:45	18.59	15.41	18.1	18.81	18.92	17.52	18.86
7/30/2019 12:00	18.54	15.27	18.34	18.8	18.92	17.64	18.85
7/30/2019 12:15	18.7	15.39	18.6	18.81	18.92	18.07	18.85
7/30/2019 12:30	18.56	15.57	18.51	18.82	18.91	18.16	18.86
7/30/2019 12:45	18.57	15.57	18.3	18.84	18.92	18.15	18.87
7/30/2019 13:00	18.62	15.83	18.42	18.84	18.92	18.15	18.88
7/30/2019 13:15	18.48	15.86	17.87	18.86	18.91	17.98	18.88
7/30/2019 13:30	18.55	15.74	18.03	18.83	18.91	17.92	18.88
7/30/2019 13:45	18.43	15.07	17.96	18.85	18.9	17.75	18.88
7/30/2019 14:00	18.17	14.92	17.94	18.84	18.9	17.62	18.88
7/30/2019 14:15	18.04	15.02	17.74	18.85	18.91	17.29	18.89
7/30/2019 14:30	18.37	15.06	16.44	18.86	18.91	17.04	18.89
7/30/2019 14:45	18.3	14.69	18.51	18.86	18.91	17.34	19.13
7/30/2019 15:00	18.25	14.7	18.59	18.85	18.89	17.77	20.57
7/30/2019 15:15	18.69	15.29	18.26	18.84	18.88	18.32	19.81
7/30/2019 15:30	18.74	16.93	18.37	18.82	18.87	18.4	18.91
7/30/2019 15:45	18.75	17.34	18.55	18.83	18.86	18.46	19.21
7/30/2019 16:00	18.74	16.85	18.42	18.78	18.88	18.39	22.42
7/30/2019 16:15	18.72	16.01	18.12	18.76	18.89	18.31	23.52
7/30/2019 16:30	18.66	15.46	17.97	18.75	18.89	18.08	18.95
7/30/2019 16:45	18.65	15.1	17.16	18.75	18.89	17.76	18.87
7/30/2019 17:00	18.66	14.79	16.94	18.77	18.91	17.68	18.86
7/30/2019 17:15	18.68	14.55	17.54	18.77	18.92	17.76	18.86
7/30/2019 17:30	18.61	14.54	18.46	18.78	18.93	18.1	18.86
7/30/2019 17:45	18.62	15.15	18.51	18.8	18.93	18.3	18.86
7/30/2019 18:00	18.66	15.27	18.26	18.82	18.91	18.21	18.87
7/30/2019 18:15	18.7	15.15	18.13	18.8	18.9	18.12	18.88
7/30/2019 18:30	18.69	14.94	17.84	18.82	18.89	17.98	18.88
7/30/2019 18:45	18.66	14.83	17.9	18.88	18.89	17.97	18.89
7/30/2019 19:00	18.69	14.6	17.83	18.87	18.9	17.99	18.92
7/30/2019 19:15	18.71	14.71	17.53	18.86	18.91	17.98	18.92
7/30/2019 19:30	18.68	15.09	17.62	18.86	18.93	18	18.92
7/30/2019 19:45	18.69	15.19	16.97	18.89	18.94	18.01	18.93
7/30/2019 20:00	18.72	15.18	17.37	18.91	18.95	18	18.95
7/30/2019 20:15	18.73	15.09	16.61	18.92	18.97	17.96	18.95
7/30/2019 20:30	18.73	15.19	16.83	18.91	18.98	17.79	18.97
7/30/2019 20:45	18.61	15.11	17.24	18.89	18.99	17.62	18.97
7/30/2019 21:00	18.34	14.86	17.27	18.88	18.99	17.21	18.96
7/30/2019 21:15	18.37	14.76	16.97	18.88	18.98	16.83	18.95

Date Time	K-Plant						
	K-Plant Intake #1 °C	K-Plant Intake #2 °C	EMD Plant Intake °C	Cat Plant Intake °C	K-Plant Discharge °C	EMD Plant Discharge °C	Cat Plant Discharge °C
7/30/2019 21:30	17.81	14.62	15.91	18.88	18.97	16.56	18.94
7/30/2019 21:45	17.8	14.07	15.76	18.86	18.96	16.21	18.94
7/30/2019 22:00	17.95	14.16	15.73	18.86	18.95	16.38	18.93
7/30/2019 22:15	17.94	14.24	16.68	18.84	18.94	16.53	18.91
7/30/2019 22:30	18.32	14.33	17.36	18.81	18.93	16.87	18.9
7/30/2019 22:45	18.41	15.14	17.64	18.81	18.9	17.3	18.89
7/30/2019 23:00	18.45	15.52	17.77	18.79	18.89	17.49	18.87
7/30/2019 23:15	18.45	15.38	17.7	18.77	18.88	17.37	18.86
7/30/2019 23:30	18.23	15.05	17.3	18.76	18.88	17.09	18.85
7/30/2019 23:45	18.15	14.91	17	18.75	18.86	16.89	18.83
7/31/2019 0:00	18.27	14.83	16.12	18.75	18.85	16.5	18.82
7/31/2019 0:15	17.49	14.64	15.45	18.73	18.84	16.12	18.82
7/31/2019 0:30	17.34	14.46	16.56	18.73	18.82	16.23	18.8
7/31/2019 0:45	17.71	14.42	16.22	18.71	18.81	16.44	18.79
7/31/2019 1:00	18.1	14.52	16.48	18.69	18.79	16.54	18.78
7/31/2019 1:15	18.28	14.83	17.33	18.67	18.77	17.04	18.77
7/31/2019 1:30	18.39	14.97	17.2	18.66	18.77	17.42	18.75
7/31/2019 1:45	18.46	15.1	17.37	18.66	18.75	17.5	18.74
7/31/2019 2:00	18.41	15.17	16.78	18.63	18.75	17.48	18.73
7/31/2019 2:15	18.38	15.37	17.1	18.64	18.74	17.55	18.72
7/31/2019 2:30	18.18	15.45	16.39	18.6	18.72	17.43	18.7
7/31/2019 2:45	17.94	15.41	16.15	18.6	18.71	16.97	18.69
7/31/2019 3:00	17.45	15.43	16.51	18.59	18.7	17.05	18.68
7/31/2019 3:15	17.34	15.45	16.47	18.58	18.69	17.03	18.67
7/31/2019 3:30	17.08	15.33	17.1	18.56	18.68	16.86	18.65
7/31/2019 3:45	17.07	15.29	16.79	18.55	18.66	16.89	18.64
7/31/2019 4:00	17.25	15.4	16.71	18.54	18.65	16.83	18.63
7/31/2019 4:15	17.94	15.34	16.79	18.53	18.63	16.9	18.62
7/31/2019 4:30	17.7	15.29	17.08	18.53	18.62	17.07	18.6
7/31/2019 4:45	17.8	15.21	17.33	18.51	18.61	17.18	18.59
7/31/2019 5:00	17.77	15.2	17.37	18.5	18.6	17.13	18.58
7/31/2019 5:15	17.57	15.2	17.26	18.49	18.59	17.08	18.57
7/31/2019 5:30	17.36	15.15	16.99	18.48	18.58	16.92	18.56
7/31/2019 5:45	17.1	15.11	16.66	18.48	18.56	16.79	18.55
7/31/2019 6:00	16.83	15.04	16.27	18.46	18.55	16.76	18.54
7/31/2019 6:15	16.75	15.15	16.53	18.46	18.54	16.75	18.53
7/31/2019 6:30	17.22	15.46	16.48	18.44	18.54	17.01	18.52
7/31/2019 6:45	17.55	15.59	17.23	18.42	18.53	17.13	18.51
7/31/2019 7:00	17.81	15.61	17.65	18.43	18.52	17.3	18.5
7/31/2019 7:15	17.49	15.57	16.93	18.42	18.51	17.18	18.49
7/31/2019 7:30	17.81	15.49	17.13	18.4	18.5	17.18	18.49
7/31/2019 7:45	18.09	15.26	17.11	18.42	18.5	17.1	18.48
7/31/2019 8:00	18.27	15.04	17.3	18.41	18.5	17.15	18.48
7/31/2019 8:15	18.33	14.89	17.87	18.42	18.5	17.38	18.48

Date Time	K-Plant						
	K-Plant Intake #1 °C	K-Plant Intake #2 °C	EMD Plant Intake °C	Cat Plant Intake °C	K-Plant Discharge °C	EMD Plant Discharge °C	Cat Plant Discharge °C
7/31/2019 8:30	18.33	14.91	18.06	18.42	18.5	17.49	18.48
7/31/2019 8:45	18.35	14.98	18.21	18.42	18.49	17.6	18.47
7/31/2019 9:00	18.14	15.09	18.1	18.39	18.5	17.64	18.47
7/31/2019 9:15	18.22	15.05	17.98	18.38	18.51	17.58	18.46
7/31/2019 9:30	17.98	14.97	17.1	18.38	18.52	17.41	18.45
7/31/2019 9:45	17.99	15.03	17.07	18.37	18.53	17.25	18.44
7/31/2019 10:00	17.91	15.06	17.12	18.35	18.53	17.15	18.43
7/31/2019 10:15	17.84	15.13	17.22	18.37	18.55	17.21	18.43
7/31/2019 10:30	17.63	15.18	16.52	18.4	18.57	17.16	18.44
7/31/2019 10:45	17.82	14.9	16.35	18.4	18.57	17	18.44
7/31/2019 11:00	17.59	14.82	16.11	18.4	18.57	16.94	18.45
7/31/2019 11:15	17.28	14.83	16.01	18.42	18.57	16.9	18.46
7/31/2019 11:30	17.5	14.97	16.02	18.45	18.57	17.01	18.46
7/31/2019 11:45	17.65	15.15	16.31	18.44	18.57	17.08	18.47
7/31/2019 12:00	17.77	15.33	16.5	18.46	18.58	17.35	18.49
7/31/2019 12:15	17.95	15.36	17.57	18.48	18.6	17.41	18.5
7/31/2019 12:30	18.06	15.4	17.57	18.48	18.61	17.46	18.51
7/31/2019 12:45	17.96	15.42	17.36	18.48	18.61	17.38	18.51
7/31/2019 13:00	17.86	15.36	17.64	18.48	18.62	17.33	18.52
7/31/2019 13:15	18	15.28	17.15	18.5	18.62	17.1	18.52
7/31/2019 13:30	18.08	15.25	17.11	18.53	18.63	17.2	18.53
7/31/2019 13:45	17.97	15.16	17.34	18.54	18.66	17.27	18.53
7/31/2019 14:00	17.91	15.06	17.16	18.56	18.68	17.25	18.54
7/31/2019 14:15	17.7	15.06	17.1	18.49	18.67	17.22	18.54
7/31/2019 14:30	17.65	15.08	17.02	18.49	18.68	17.24	18.54
7/31/2019 14:45	17.6	15.25	16.7	18.49	18.68	17.25	18.54
7/31/2019 15:00	17.77	15.3	17.17	18.47	18.65	17.21	18.53
7/31/2019 15:15	17.95	15.38	17.82	18.48	18.66	17.53	18.54
7/31/2019 15:30	17.94	15.78	17.8	18.58	18.68	17.44	18.54
7/31/2019 15:45	18.07	15.89	18.11	18.7	18.68	17.83	18.58
7/31/2019 16:00	18.22	15.88	18.29	18.81	18.73	17.96	18.6
7/31/2019 16:15	18.24	15.66	18.36	18.77	18.77	17.91	18.65
7/31/2019 16:30	18.17	15.49	18.26	18.74	18.9	17.97	18.69
7/31/2019 16:45	18.23	15.61	18.32	18.8	19.22	18.02	18.68
7/31/2019 17:00	18.26	15.56	18.15	18.67	19.54	17.95	18.72
7/31/2019 17:15	18.28	15	18.23	18.53	19.83	17.83	18.72
7/31/2019 17:30	18.23	14.81	17.45	18.57	20	17.51	18.67
7/31/2019 17:45	18.15	14.49	16.93	18.48	20	17.32	18.62
7/31/2019 18:00	17.66	14.18	16.61	18.45	19.89	16.69	18.6
7/31/2019 18:15	16.69	14.29	16.4	18.43	19.82	16.45	18.54
7/31/2019 18:30	16.99	14.48	16.3	18.46	19.91	16.67	18.53
7/31/2019 18:45	17.56	14.68	17.05	18.46	19.93	17.17	18.53
7/31/2019 19:00	17.44	14.95	17.48	18.54	20.01	17.57	18.54
7/31/2019 19:15	17.33	15.37	17.47	18.51	20.1	17.59	18.59

Date Time	K-Plant						
	K-Plant Intake #1 °C	K-Plant Intake #2 °C	EMD Plant Intake °C	Cat Plant Intake °C	K-Plant Discharge °C	EMD Plant Discharge °C	Cat Plant Discharge °C
7/31/2019 19:30	17.42	15.67	17.31	18.7	20.15	17.59	18.62
7/31/2019 19:45	17.51	16.05	17.03	18.59	20.13	17.54	18.61
7/31/2019 20:00	17.62	16.14	16.67	18.54	20.07	17.35	18.58
7/31/2019 20:15	17.61	16.25	17.05	18.53	19.93	17.33	18.56
7/31/2019 20:30	17.68	16.19	17.29	18.55	19.83	17.41	18.56
7/31/2019 20:45	17.83	16.46	17.51	18.55	19.75	17.68	18.58
7/31/2019 21:00	17.79	15.88	17.76	18.66	19.58	17.8	18.6
7/31/2019 21:15	17.71	14.97	17.54	18.56	19.48	17.51	18.61
7/31/2019 21:30	17.68	14.77	17.32	18.52	19.38	16.92	18.56
7/31/2019 21:45	17.39	14.63	15.84	18.52	19.28	16.45	18.54
7/31/2019 22:00	16.94	14.7	15.58	18.54	19.25	16.33	18.5
7/31/2019 22:15	17.34	14.61	15.82	18.51	19.25	16.79	18.49
7/31/2019 22:30	17.63	15.04	16.69	18.45	19.24	17.07	18.51
7/31/2019 22:45	17.96	15.39	17.2	18.47	19.19	17.6	18.51
7/31/2019 23:00	18.05	15.81	17.82	18.56	19.1	17.8	18.53
7/31/2019 23:15	18.07	15.91	17.99	18.6	19.02	17.92	18.56
7/31/2019 23:30	18.04	15.74	17.77	18.6	18.98	17.79	18.54
7/31/2019 23:45	18	15.74	17.22	18.5	18.95	17.52	18.55
8/1/2019 0:00	17.94	15.63	17.36	18.51	18.94	17.49	18.53
8/1/2019 0:15	17.79	15.46	17.09	18.59	18.91	17.37	18.55
8/1/2019 0:30	17.72	15.51	16.76	18.55	18.88	16.99	18.57
8/1/2019 0:45	17.32	15.39	16.25	18.53	18.85	16.64	18.57
8/1/2019 1:00	17.03	15.19	15.72	18.51	18.82	16.47	18.53
8/1/2019 1:15	17.13	15.09	15.99	18.52	18.78	16.47	18.51
8/1/2019 1:30	17.35	15.07	16.49	18.52	18.76	16.84	18.51
8/1/2019 1:45	17.57	15.15	16.96	18.52	18.77	17.11	18.52
8/1/2019 2:00	17.7	15.46	18	18.52	18.79	17.65	18.54
8/1/2019 2:15	18.14	15.85	18.06	18.49	18.8	17.88	18.53
8/1/2019 2:30	18.1	16.53	18.21	18.5	18.81	18.03	18.53
8/1/2019 2:45	17.91	16.37	17.95	18.45	18.8	17.96	18.53
8/1/2019 3:00	17.92	16.05	17.58	18.44	18.76	17.72	18.51
8/1/2019 3:15	17.89	15.77	17.92	18.42	18.69	17.69	18.49
8/1/2019 3:30	17.89	15.69	18.08	18.42	18.65	17.81	18.47
8/1/2019 3:45	17.74	15.74	18.02	18.43	18.63	17.71	18.46
8/1/2019 4:00	17.77	15.65	17.61	18.44	18.61	17.5	18.46
8/1/2019 4:15	17.79	15.62	17.73	18.43	18.61	17.55	18.46
8/1/2019 4:30	17.72	15.59	17.69	18.44	18.62	17.58	18.46
8/1/2019 4:45	17.64	15.53	17.75	18.44	18.63	17.6	18.47
8/1/2019 5:00	17.87	15.61	17.89	18.44	18.66	17.7	18.49
8/1/2019 5:15	18.13	16.31	17.99	18.44	18.65	17.87	18.49
8/1/2019 5:30	18.16	16.46	18.09	18.43	18.63	17.89	18.49
8/1/2019 5:45	18.13	16.29	18.16	18.43	18.63	17.87	18.47
8/1/2019 6:00	17.93	16	18.12	18.43	18.61	17.84	18.47
8/1/2019 6:15	17.37	16.18	17.34	18.45	18.6	17.63	18.47

Date Time	K-Plant						
	K-Plant Intake #1 °C	K-Plant Intake #2 °C	EMD Plant Intake °C	Cat Plant Intake °C	K-Plant Discharge °C	EMD Plant Discharge °C	Cat Plant Discharge °C
8/1/2019 6:30	17.33	16.39	17.3	18.45	18.59	17.47	18.46
8/1/2019 6:45	17.36	16.56	17.39	18.39	18.58	17.37	18.43
8/1/2019 7:00	17.49	15.54	17.37	18.25	18.55	17.38	18.38
8/1/2019 7:15	17.59	14.85	17.52	18.3	18.54	17.4	18.35
8/1/2019 7:30	17.55	14.71	17.43	18.36	18.53	17.34	18.34
8/1/2019 7:45	17.44	14.76	17.38	18.3	18.52	17.21	18.35
8/1/2019 8:00	17.45	14.84	17.04	18.34	18.51	17.25	18.34
8/1/2019 8:15	17.46	14.86	17.43	18.33	18.5	17.24	18.33
8/1/2019 8:30	17.46	15.18	17	18.39	18.49	17.11	18.32
8/1/2019 8:45	17.38	15.34	16.87	18.37	18.48	17.23	18.33
8/1/2019 9:00	17.53	15.59	17.45	18.37	18.48	17.35	18.35
8/1/2019 9:15	17.76	15.73	17.74	18.33	18.48	17.63	18.34
8/1/2019 9:30	17.77	15.7	17.86	18.22	18.48	17.69	18.32
8/1/2019 9:45	17.78	15.93	17.93	18.17	18.48	17.71	18.3
8/1/2019 10:00	17.83	16.09	17.9	18.16	18.48	17.79	18.27
8/1/2019 10:15	17.91	15.58	17.92	18.21	18.48	17.76	18.25
8/1/2019 10:30	17.94	15.36	17.94	18.2	18.49	17.61	18.27
8/1/2019 10:45	17.92	15.3	17.93	18.24	18.51	17.37	18.28
8/1/2019 11:00	17.64	15.29	17.82	18.16	18.51	17.37	18.29
8/1/2019 11:15	17.91	15.06	17.52	18.4	18.53	17.35	18.27
8/1/2019 11:30	18.02	14.84	17.79	18.4	18.56	17.55	18.3
8/1/2019 11:45	18.01	14.67	18.04	18.44	18.61	17.74	18.31
8/1/2019 12:00	18.02	14.61	18.08	18.77	18.67	17.83	18.39
8/1/2019 12:15	18.07	15.09	18.1	18.75	18.67	18.04	18.49
8/1/2019 12:30	18.09	16.02	18.07	18.29	18.64	18.05	18.5
8/1/2019 12:45	18.1	15.95	18.15	18.25	18.68	18.09	18.41
8/1/2019 13:00	18.11	15.67	18.15	18.24	18.72	18.03	18.35
8/1/2019 13:15	18.15	16	18.12	18.25	18.82	18.04	18.34
8/1/2019 13:30	18.15	15.78	18.15	18.24	18.92	17.97	18.34
8/1/2019 13:45	18.15	16.31	18.2	18.31	19	17.98	18.34
8/1/2019 14:00	18.16	15.48	18.24	18.32	19.06	17.92	18.36
8/1/2019 14:15	18.17	15.08	17.6	18.34	19.09	17.42	18.38
8/1/2019 14:30	18.2	14.7	18.07	18.35	19.11	17.52	18.39
8/1/2019 14:45	18.21	15.03	17.91	18.39	19.14	17.48	18.4
8/1/2019 15:00	18.18	15.24	18.19	18.64	19.18	17.69	18.44
8/1/2019 15:15	18.19	15.43	18	18.63	19.22	17.92	18.51
8/1/2019 15:30	18.21	15.76	17.91	18.53	19.26	17.96	18.54
8/1/2019 15:45	18.23	16.04	17.99	18.55	19.3	18.05	18.55
8/1/2019 16:00	18.23	16.08	18.2	18.92	19.33	18.03	18.59
8/1/2019 16:15	18.23	16.02	17.84	18.63	19.37	17.79	18.62
8/1/2019 16:30	18.22	15.57	17.96	18.78	19.41	17.93	18.63
8/1/2019 16:45	18.24	15.58	17.89	18.63	19.45	17.87	18.68
8/1/2019 17:00	18.22	15.52	17.82	18.76	19.47	17.76	18.64
8/1/2019 17:15	18.2	15	17.67	19.04	19.5	17.48	18.63

Date Time	K-Plant						
	K-Plant Intake #1 °C	K-Plant Intake #2 °C	EMD Plant Intake °C	Cat Plant Intake °C	K-Plant Discharge °C	EMD Plant Discharge °C	Cat Plant Discharge °C
8/1/2019 17:30	18.04	14.95	16.44	19.13	19.52	16.96	18.73
8/1/2019 17:45	17.95	14.88	16.49	19.05	19.52	17.08	18.7
8/1/2019 18:00	17.98	14.83	15.73	18.56	19.54	16.84	18.66
8/1/2019 18:15	17.94	14.86	15.98	18.91	19.56	16.83	18.68
8/1/2019 18:30	18.11	14.87	16.47	19.15	19.57	17.3	18.8
8/1/2019 18:45	18.16	15.03	16.79	18.97	19.59	17.13	18.87
8/1/2019 19:00	18.13	15.07	16.6	19.22	19.6	17.41	18.91
8/1/2019 19:15	18.14	15.15	16.05	19.2	19.6	17.12	19.01
8/1/2019 19:30	18.13	15.15	15.84	19.19	19.6	16.87	19.06
8/1/2019 19:45	18.17	15.17	16.41	19.4	19.6	17.08	19.07
8/1/2019 20:00	18.2	15.23	16.32	19.5	19.59	17.06	19.09
8/1/2019 20:15	18.05	15.18	16.45	19.4	19.59	17.21	19.11
8/1/2019 20:30	17.73	15.28	16.04	19.44	19.58	17.17	19.11
8/1/2019 20:45	16.81	15.39	15.86	19.01	19.56	16.85	19.11
8/1/2019 21:00	17.11	15.22	15.96	19.11	19.53	16.84	19.01
8/1/2019 21:15	17.44	15.23	16.03	18.78	19.47	16.8	18.98
8/1/2019 21:30	17.66	15.28	16.7	18.85	19.4	17.08	18.91
8/1/2019 21:45	17.1	15.6	16.87	18.89	19.32	17.15	18.91
8/1/2019 22:00	17.48	15.85	16.93	18.8	19.32	17.19	18.85
8/1/2019 22:15	17.72	15.91	17.06	18.66	19.27	17.17	18.76
8/1/2019 22:30	17.53	16	16.87	18.69	19.26	17.24	18.73
8/1/2019 22:45	17.17	15.98	17.12	18.69	19.27	17.33	18.71
8/1/2019 23:00	17.76	15.91	17.05	18.64	19.27	17.39	18.7
8/1/2019 23:15	17.68	15.81	17.24	18.65	19.22	17.38	18.68
8/1/2019 23:30	17.31	15.91	17.4	18.54	19.18	17.58	18.65
8/1/2019 23:45	17.44	16.22	17.52	18.65	19.17	17.59	18.61
8/2/2019 0:00	17.61	16.1	17.38	18.69	19.14	17.63	18.58
8/2/2019 0:15	17.7	16.12	17.48	18.51	19.13	17.58	18.56
8/2/2019 0:30	17.71	16.2	17.35	18.48	19.09	17.6	18.53
8/2/2019 0:45	17.71	16.32	17.7	18.48	19.04	17.66	18.5
8/2/2019 1:00	17.74	16.36	17.32	18.46	19.03	17.6	18.5
8/2/2019 1:15	17.82	16.34	17.23	18.41	19.02	17.54	18.49
8/2/2019 1:30	17.97	16.41	17.33	18.38	18.99	17.7	18.48
8/2/2019 1:45	17.93	16.39	17.41	18.38	18.95	17.7	18.46
8/2/2019 2:00	17.94	16.48	17.59	18.53	18.93	17.83	18.45
8/2/2019 2:15	17.94	16.43	17.79	18.67	18.9	17.9	18.48
8/2/2019 2:30	17.87	16.02	17.74	18.61	18.87	17.92	18.51
8/2/2019 2:45	17.85	15.21	17.75	18.53	18.85	17.86	18.5
8/2/2019 3:00	17.8	15.03	17.47	18.46	18.85	17.74	18.49
8/2/2019 3:15	17.78	15.18	17.52	18.46	18.88	17.73	18.48
8/2/2019 3:30	17.8	15.13	17.41	18.49	18.88	17.7	18.49
8/2/2019 3:45	17.82	14.87	17.27	18.47	18.87	17.61	18.5
8/2/2019 4:00	17.84	15.02	17.56	18.44	18.86	17.72	18.5
8/2/2019 4:15	17.94	15.29	17.89	18.44	18.88	17.82	18.5



Date Time	K-Plant						
	K-Plant Intake #1 °C	K-Plant Intake #2 °C	EMD Plant Intake °C	Cat Plant Intake °C	Discharge °C	EMD Plant Discharge °C	Cat Plant Discharge °C
8/2/2019 4:30	17.99	15.52	18.11	18.55	18.9	17.92	18.51
8/2/2019 4:45	18	15.76	18.23	18.58	18.91	17.97	18.54
8/2/2019 5:00	18.13	15.79	18.33	18.61	18.91	18.08	18.57
8/2/2019 5:15	18.18	15.71	18.36	18.78	18.92	18.18	18.61
8/2/2019 5:30	18.22	15.8	18.34	18.57	18.92	18.18	18.66
8/2/2019 5:45	18.33	15.93	18.35	18.75	18.93	18.18	18.65
8/2/2019 6:00	18.33	15.92	18.38	18.84	18.93	18.46	18.69
8/2/2019 6:15	18.18	15.48	18.34	18.61	18.93	18.46	18.73
8/2/2019 6:30	17.97	15.41	18.36	18.65	18.92	18.2	18.69
8/2/2019 6:45	18.13	15.92	18.34	18.73	18.91	18.13	18.72
8/2/2019 7:00	18.31	15.85	18.36	18.81	18.9	18.03	18.75
8/2/2019 7:15	18.36	15.31	18.36	18.77	18.89	17.84	18.78
8/2/2019 7:30	18.39	14.81	18.05	18.84	18.89	17.63	18.81
8/2/2019 7:45	18.35	14.5	17.24	18.88	18.88	17.3	18.82
8/2/2019 8:00	18.14	14.35	16.18	18.86	18.88	16.59	18.85
8/2/2019 8:15	16.06	14.18	14.97	18.85	18.87	15.8	18.85
8/2/2019 8:30	15.75	13.99	14.68	18.85	18.87	15.56	18.86
8/2/2019 8:45	15.68	13.93	14.54	18.86	18.88	15.53	18.87
8/2/2019 9:00	16.82	13.93	14.78	18.82	18.89	16.29	18.88
8/2/2019 9:15	17.76	14.08	18.14	18.81	18.89	17.32	18.88
8/2/2019 9:30	18.06	14.92	18.44	18.83	18.89	17.93	18.88
8/2/2019 9:45	18.06	15.17	18.27	18.84	18.88	17.96	18.88
8/2/2019 10:00	17.4	15.17	16.66	18.85	18.87	17.46	18.89
8/2/2019 10:15	17.01	14.96	16.25	18.85	18.87	16.74	18.89
8/2/2019 10:30	17.24	14.71	15.9	18.84	18.88	16.63	18.89
8/2/2019 10:45	16.93	14.71	15.25	18.84	18.88	16.12	18.88
8/2/2019 11:00	15.8	14.55	15.49	18.81	18.87	16.03	18.8
8/2/2019 11:15	15.8	14.63	15.58	18.64	18.83	16.09	18.72
8/2/2019 11:30	16.18	15.02	15.52	18.76	18.82	16.3	18.56
8/2/2019 11:45	16.37	14.97	15.4	18.85	18.81	16.28	18.62
8/2/2019 12:00	16.58	14.94	16.19	18.72	18.82	16.58	18.69
8/2/2019 12:15	16.78	15.45	17.04	18.82	18.82	16.99	18.65
8/2/2019 12:30	16.89	15.54	16.69	18.81	18.82	17	18.67
8/2/2019 12:45	16.87	15.75	16.83	18.83	18.83	17.12	18.66
8/2/2019 13:00	16.88	16.01	16.92	18.82	18.83	17.27	18.68
8/2/2019 13:15	16.94	16.09	16.88	18.82	18.82	17.27	18.7
8/2/2019 13:30	16.95	16.13	16.95	18.82	18.82	17.18	18.72
8/2/2019 13:45	17.29	16.25	17.11	18.83	18.81	17.41	18.75
8/2/2019 14:00	17.47	16.53	17.47	18.81	18.81	17.56	18.75
8/2/2019 14:15	17.71	16.62	17.53	18.82	18.81	17.73	18.76
8/2/2019 14:30	17.82	16.54	17.66	18.82	18.81	17.87	18.78
8/2/2019 14:45	17.94	16.66	17.72	18.82	18.8	17.9	18.81
8/2/2019 15:00	18.03	16.75	17.71	18.86	18.81	17.97	18.82
8/2/2019 15:15	17.97	16.05	17.74	18.84	18.84	17.91	18.83

Date Time	K-Plant						
	K-Plant Intake #1 °C	K-Plant Intake #2 °C	EMD Plant Intake °C	Cat Plant Intake °C	K-Plant Discharge °C	EMD Plant Discharge °C	Cat Plant Discharge °C
8/2/2019 15:30	18	16.31	17.55	18.85	18.86	17.76	18.82
8/2/2019 15:45	18.06	16.01	17.67	18.82	18.89	17.82	18.81
8/2/2019 16:00	18.1	15.5	17.82	18.88	18.92	17.83	18.8
8/2/2019 16:15	18.03	15.42	17.9	18.77	18.93	17.95	18.83
8/2/2019 16:30	17.91	15.43	17.67	18.71	18.92	17.9	18.77
8/2/2019 16:45	17.98	15.98	18.16	18.68	18.92	17.94	18.75
8/2/2019 17:00	17.9	16.04	17.79	18.59	18.95	17.94	18.72
8/2/2019 17:15	17.83	16.67	18	18.63	18.98	17.89	18.69
8/2/2019 17:30	17.81	16.97	18.02	18.66	18.99	17.95	18.69
8/2/2019 17:45	17.85	16.72	17.98	18.67	18.99	17.95	18.72
8/2/2019 18:00	18.01	16.27	17.95	18.69	18.98	18.17	18.73
8/2/2019 18:15	18.12	16.37	17.87	18.8	18.94	18.06	18.75
8/2/2019 18:30	18.17	16.4	17.95	18.79	18.92	17.94	18.79
8/2/2019 18:45	18.52	16.28	17.61	18.92	18.92	17.65	18.82
8/2/2019 19:00	18.23	15.65	18.09	18.97	18.93	17.49	18.89
8/2/2019 19:15	18.04	14.99	17.37	19.02	18.95	17.27	18.94
8/2/2019 19:30	17.68	15.18	17.69	19.06	18.96	17.34	18.99
8/2/2019 19:45	17.74	15.13	17.47	19.07	18.98	17.47	19.03
8/2/2019 20:00	17.8	14.96	17.63	19.02	18.99	17.82	19.04
8/2/2019 20:15	18.17	15.24	18.13	18.93	19.01	18.04	19.03
8/2/2019 20:30	18.62	15.04	18.18	18.94	19.03	18.06	19
8/2/2019 20:45	18.68	15.31	18.38	18.98	19.05	18.15	19.01
8/2/2019 21:00	18.76	15.98	18.17	19	19.06	18.22	19.03
8/2/2019 21:15	18.76	16.44	18.1	18.98	19.05	18.34	19.04
8/2/2019 21:30	18.83	16.72	17.91	18.98	19.05	18.51	19.03
8/2/2019 21:45	18.84	17.1	18.42	18.98	19.06	18.59	19.04
8/2/2019 22:00	18.81	15.87	17.88	18.98	19.05	19.52	19.03
8/2/2019 22:15	18.79	15.18	17.89	18.96	19.05	18.67	19.03
8/2/2019 22:30	18.75	14.91	17.81	18.96	19.05	17.84	19.02
8/2/2019 22:45	18.7	14.61	17.37	18.94	19.04	17.31	19.02
8/2/2019 23:00	18.74	14.16	17.51	18.93	19.03	17.22	19.01
8/2/2019 23:15	18.6	14.04	17.87	18.93	19.02	17.34	19
8/2/2019 23:30	18.61	13.98	17.42	18.92	19.01	17.38	18.99
8/2/2019 23:45	18.64	14.72	17.91	18.91	19	17.8	18.98
8/3/2019 0:00	18.77	15.22	17.5	18.88	18.98	18.15	18.98
8/3/2019 0:15	18.79	15.03	17.34	18.87	18.97	18.22	18.96
8/3/2019 0:30	18.8	15.97	18.15	18.85	18.96	18.49	18.94
8/3/2019 0:45	18.82	16.74	17.82	18.85	18.96	18.42	18.92
8/3/2019 1:00	18.81	16.81	18.6	18.83	18.95	18.52	18.92
8/3/2019 1:15	18.8	16.53	17.97	18.82	18.94	18.46	18.91
8/3/2019 1:30	18.79	15.14	17.89	18.81	18.93	18.28	18.9
8/3/2019 1:45	18.6	14.49	17.2	18.79	18.91	17.77	18.88
8/3/2019 2:00	18.63	14.31	17.42	18.79	18.9	17.29	18.88
8/3/2019 2:15	18.24	14.44	16.85	18.8	18.89	16.97	18.87

Date Time	K-Plant						
	K-Plant Intake #1 °C	K-Plant Intake #2 °C	EMD Plant Intake °C	Cat Plant Intake °C	K-Plant Discharge °C	EMD Plant Discharge °C	Cat Plant Discharge °C
8/3/2019 2:30	18.37	14.78	15.75	18.79	18.88	16.44	18.86
8/3/2019 2:45	18.23	14.71	15.99	18.77	18.87	16.7	18.86
8/3/2019 3:00	18.49	14.84	18.44	18.75	18.86	16.96	18.85
8/3/2019 3:15	18.68	14.96	18.62	18.74	18.85	17.4	18.83
8/3/2019 3:30	18.65	15.07	18.59	18.74	18.84	17.7	18.82
8/3/2019 3:45	18.57	15.43	18.54	18.73	18.83	17.87	18.82
8/3/2019 4:00	18.55	15.45	18	18.72	18.81	17.77	18.81
8/3/2019 4:15	18.26	15.46	17.56	18.72	18.8	17.76	18.8
8/3/2019 4:30	18.33	15.22	18.03	18.7	18.8	17.67	18.79
8/3/2019 4:45	18	14.96	17.61	18.69	18.79	17.44	18.78
8/3/2019 5:00	17.71	14.96	17.77	18.68	18.78	17.21	18.77
8/3/2019 5:15	17.89	14.91	17.62	18.66	18.77	17.08	18.75
8/3/2019 5:30	17.76	14.81	17.52	18.65	18.76	17.03	18.74
8/3/2019 5:45	17.47	14.85	17.77	18.64	18.75	16.96	18.73
8/3/2019 6:00	17.44	14.88	17.69	18.63	18.74	17.11	18.72
8/3/2019 6:15	17.99	15.06	18.1	18.61	18.72	17.3	18.72
8/3/2019 6:30	18.02	15.72	17.45	18.6	18.71	17.59	18.7
8/3/2019 6:45	17.97	16.03	17.34	18.6	18.7	17.52	18.69
8/3/2019 7:00	18.1	16.16	17.66	18.59	18.69	17.65	18.67
8/3/2019 7:15	18.4	16.16	17.37	18.57	18.68	17.76	18.66
8/3/2019 7:30	18.37	16.19	17.54	18.55	18.67	17.78	18.65
8/3/2019 7:45	18.3	16.15	17.41	18.56	18.67	17.71	18.64
8/3/2019 8:00	18.21	16.07	16.97	18.54	18.66	17.39	18.64
8/3/2019 8:15	18.1	16	16.83	18.55	18.66	17.26	18.63
8/3/2019 8:30	17.75	15.91	16.95	18.56	18.65	17.19	18.63
8/3/2019 8:45	17.9	15.84	17	18.57	18.64	17.17	18.63
8/3/2019 9:00	17.56	15.74	16.84	18.57	18.63	17.12	18.63
8/3/2019 9:15	17.39	15.67	16.92	18.58	18.63	17.07	18.64
8/3/2019 9:30	17.51	15.74	17.4	18.58	18.64	17.31	18.64
8/3/2019 9:45	17.54	16.11	17.47	18.58	18.65	17.64	18.64
8/3/2019 10:00	18.03	16.2	18.11	18.57	18.66	17.92	18.64
8/3/2019 10:15	18.21	16.24	17.97	18.56	18.66	17.91	18.63
8/3/2019 10:30	18.42	16.26	17.45	18.58	18.67	17.88	18.63
8/3/2019 10:45	18.46	16.53	17.59	18.6	18.66	17.97	18.65
8/3/2019 11:00	18.47	16.81	17.71	18.63	18.67	18.03	18.66
8/3/2019 11:15	18.47	16.62	17.55	18.63	18.67	18	18.67
8/3/2019 11:30	18.51	16.73	17.6	18.63	18.68	18.08	18.68
8/3/2019 11:45	18.5	16.8	17.53	18.65	18.69	18.1	18.68
8/3/2019 12:00	18.51	16.6	17.7	18.63	18.7	18.02	18.69
8/3/2019 12:15	18.54	16.32	18.05	18.66	18.71	17.91	18.7
8/3/2019 12:30	18.55	15.92	17.79	18.7	18.72	17.84	18.87
8/3/2019 12:45	18.57	14.84	17.13	18.7	18.73	17.59	19.56
8/3/2019 13:00	18.48	14.68	17.5	18.7	18.75	17.6	23.76
8/3/2019 13:15	18.52	14.78	17.84	18.69	18.75	17.63	23.14

Date Time	K-Plant						
	K-Plant Intake #1 °C	K-Plant Intake #2 °C	EMD Plant Intake °C	Cat Plant Intake °C	K-Plant Discharge °C	EMD Plant Discharge °C	Cat Plant Discharge °C
8/3/2019 13:30	18.53	14.9	18.12	18.69	18.75	17.82	23.19
8/3/2019 13:45	18.56	15.52	18.25	18.7	18.76	18.23	23.18
8/3/2019 14:00	18.61	16.13	18.31	18.7	18.77	18.28	23.21
8/3/2019 14:15	18.62	16.27	18.07	18.7	18.77	18.35	23.23
8/3/2019 14:30	18.6	16.48	18.6	18.7	18.78	18.43	23.23
8/3/2019 14:45	18.61	16.69	18.34	18.69	18.79	18.42	23.19
8/3/2019 15:00	18.61	16.39	18.35	18.72	18.79	18.37	23.17
8/3/2019 15:15	18.61	15.75	17.9	18.72	18.79	18.22	23.2
8/3/2019 15:30	18.59	15.38	17.49	18.75	18.8	17.97	23.23
8/3/2019 15:45	18.56	15.37	17.52	18.75	18.81	17.7	23.25
8/3/2019 16:00	18.57	15.11	17.89	18.76	18.81	17.74	23.26
8/3/2019 16:15	18.58	14.71	17.35	18.77	18.82	17.6	23.26
8/3/2019 16:30	18.65	14.99	17.25	18.79	18.83	17.86	23.29
8/3/2019 16:45	18.65	15.34	17.25	18.79	18.83	17.92	23.25
8/3/2019 17:00	18.67	15.73	17.5	18.82	18.85	18.12	23.39
8/3/2019 17:15	18.68	15.82	17.57	18.83	18.87	18.28	23.29
8/3/2019 17:30	18.71	15.6	18.33	18.85	18.89	18.21	23.26
8/3/2019 17:45	18.71	15.26	16.59	18.85	18.91	18.03	23.27
8/3/2019 18:00	18.63	15.03	17.14	18.85	18.92	17.63	23.01
8/3/2019 18:15	18.2	15.19	17.11	18.84	18.93	17.45	23.36
8/3/2019 18:30	18.14	14.62	16.76	18.84	18.93	16.99	21.51
8/3/2019 18:45	18.26	14.35	16.81	18.82	18.93	17.01	19.2
8/3/2019 19:00	18.42	14.7	18.3	18.83	18.91	17.33	18.92
8/3/2019 19:15	18.43	14.61	16.87	18.82	18.9	17.35	18.91
8/3/2019 19:30	18.29	14.78	17.05	18.8	18.89	17.42	18.9
8/3/2019 19:45	18.49	15.22	17.71	18.8	18.89	17.6	18.89
8/3/2019 20:00	18.58	15.4	18.37	18.79	18.89	17.78	18.88
8/3/2019 20:15	18.59	15.37	18.62	18.78	18.89	17.77	18.88
8/3/2019 20:30	18.47	15.54	18.42	18.78	18.89	17.73	18.87
8/3/2019 20:45	18.51	15.37	17.36	18.79	18.89	17.44	18.87
8/3/2019 21:00	18.17	15.3	16.99	18.79	18.89	17.07	18.87
8/3/2019 21:15	18.03	15.18	16.89	18.78	18.88	17.01	18.87
8/3/2019 21:30	17.6	15.04	16.63	18.78	18.88	16.96	18.86
8/3/2019 21:45	17.38	14.92	16.49	18.79	18.88	16.91	18.86
8/3/2019 22:00	18.33	15.37	17.83	18.79	18.87	17.55	18.87
8/3/2019 22:15	18.61	15.54	17.79	18.79	18.85	17.67	18.86
8/3/2019 22:30	18.57	15.47	17.95	18.77	18.84	17.74	18.86
8/3/2019 22:45	18.58	15.55	17.51	18.76	18.84	17.84	18.84
8/3/2019 23:00	18.29	15.67	17.49	18.75	18.83	17.72	18.84
8/3/2019 23:15	18.58	15.61	17.33	18.74	18.82	17.69	18.83
8/3/2019 23:30	18.5	15.48	17.49	18.71	18.82	17.63	18.82
8/3/2019 23:45	18.48	15.4	17.77	18.71	18.8	17.58	18.8
8/4/2019 0:00	18.5	15.51	17.99	18.71	18.79	17.79	18.79
8/4/2019 0:15	18.57	15.82	18.25	18.68	18.77	17.93	18.78

Date Time	K-Plant						
	K-Plant Intake #1 °C	K-Plant Intake #2 °C	EMD Plant Intake °C	Cat Plant Intake °C	K-Plant Discharge °C	EMD Plant Discharge °C	Cat Plant Discharge °C
8/4/2019 0:30	18.55	16.05	18.16	18.65	18.76	17.97	18.76
8/4/2019 0:45	18.6	16.24	18.15	18.63	18.74	17.86	18.75
8/4/2019 1:00	18.6	16.26	18.1	18.61	18.72	17.83	18.73
8/4/2019 1:15	18.58	15.82	18.11	18.59	18.71	17.7	18.71
8/4/2019 1:30	18.55	15.74	18.06	18.59	18.7	17.56	18.7
8/4/2019 1:45	18.5	15.67	17.9	18.58	18.69	17.52	18.68
8/4/2019 2:00	18.51	15.46	17.92	18.57	18.68	17.38	18.67
8/4/2019 2:15	18.37	15.42	17.22	18.56	18.67	17.09	18.66
8/4/2019 2:30	18.32	15.37	16.84	18.56	18.66	16.97	18.65
8/4/2019 2:45	17.87	15.61	16.44	18.57	18.65	16.85	18.65
8/4/2019 3:00	17.05	15.68	16.42	18.56	18.63	16.94	18.64
8/4/2019 3:15	17.8	15.65	16.7	18.55	18.63	17.19	18.64
8/4/2019 3:30	18.35	15.67	17.16	18.53	18.61	17.49	18.63
8/4/2019 3:45	18.43	15.83	18.33	18.52	18.6	17.98	18.61
8/4/2019 4:00	18.43	15.92	18.43	18.51	18.58	18.02	18.6
8/4/2019 4:15	18.46	15.81	18.21	18.5	18.57	17.91	18.6
8/4/2019 4:30	18.45	15.75	18.38	18.49	18.56	17.97	18.59
8/4/2019 4:45	18.45	15.75	18.41	18.49	18.55	17.87	18.58
8/4/2019 5:00	18.4	15.42	18.14	18.46	18.54	17.6	18.57
8/4/2019 5:15	18.4	15.11	17.79	18.47	18.53	17.47	18.55
8/4/2019 5:30	18.39	15	17.92	18.47	18.53	17.56	18.55
8/4/2019 5:45	18.38	15.11	17.22	18.47	18.52	17.5	18.55
8/4/2019 6:00	18.34	15.61	17.61	18.46	18.51	17.66	18.55
8/4/2019 6:15	18.39	15.66	18.16	18.45	18.5	17.82	18.54
8/4/2019 6:30	18.4	15.83	18.12	18.45	18.49	18.04	18.53
8/4/2019 6:45	18.37	15.93	18.38	18.45	18.49	18.14	18.53
8/4/2019 7:00	18.39	15.84	18.38	18.44	18.48	18.19	18.53
8/4/2019 7:15	18.38	17.25	18.38	18.44	18.48	18.23	18.52
8/4/2019 7:30	18.38	15.94	18.31	18.44	18.48	18.16	18.52
8/4/2019 7:45	18.37	16.15	18.35	18.44	18.47	18.14	18.52
8/4/2019 8:00	18.38	16.79	18.33	18.44	18.47	18.15	18.51
8/4/2019 8:15	18.37	16.77	18.25	18.44	18.47	18.02	18.51
8/4/2019 8:30	18.37	15.96	18.11	18.44	18.47	17.92	18.51
8/4/2019 8:45	18.37	15.68	18.25	18.44	18.47	17.98	18.51
8/4/2019 9:00	18.38	16.06	18.27	18.44	18.47	17.9	18.51
8/4/2019 9:15	18.38	15.94	18.25	18.45	18.48	17.89	18.51
8/4/2019 9:30	18.38	15.73	18.34	18.46	18.48	17.82	18.51
8/4/2019 9:45	18.39	15.81	18.06	18.46	18.49	17.97	18.51
8/4/2019 10:00	18.39	15.9	18.35	18.47	18.5	18.06	18.52
8/4/2019 10:15	18.41	15.88	18.39	18.44	18.51	18.18	18.52
8/4/2019 10:30	18.4	15.94	18.36	18.46	18.53	18.23	18.51
8/4/2019 10:45	18.42	15.91	18.37	18.4	18.54	18.25	18.5
8/4/2019 11:00	18.43	16.43	18.37	18.41	18.56	18.29	18.48
8/4/2019 11:15	18.43	17.71	18.42	18.42	18.58	18.33	18.49

Date Time	K-Plant						
	K-Plant Intake #1 °C	K-Plant Intake #2 °C	EMD Plant Intake °C	Cat Plant Intake °C	K-Plant Discharge °C	EMD Plant Discharge °C	Cat Plant Discharge °C
8/4/2019 11:30	18.45	17.55	18.4	18.42	18.6	18.32	18.5
8/4/2019 11:45	18.45	17.41	18.42	18.44	18.61	18.35	18.5
8/4/2019 12:00	18.43	17.55	18.38	18.46	18.61	18.28	18.51
8/4/2019 12:15	18.41	17.61	18.29	18.51	18.62	18.21	18.52
8/4/2019 12:30	18.42	17.39	18.27	18.54	18.63	18.15	18.55
8/4/2019 12:45	18.45	15.49	18.38	18.63	18.65	18.14	18.58
8/4/2019 13:00	18.49	15.21	18.36	18.63	18.66	18.18	18.62
8/4/2019 13:15	18.51	15.95	18.37	18.65	18.67	18.23	18.65
8/4/2019 13:30	18.49	17.57	18.44	18.61	18.69	18.34	18.68
8/4/2019 13:45	18.52	18.08	18.35	18.64	18.71	18.36	18.68
8/4/2019 14:00	18.61	18.27	18.42	18.66	18.73	18.41	18.7
8/4/2019 14:15	18.58	18.35	18.44	18.7	18.76	18.48	18.7
8/4/2019 14:30	18.59	18.38	18.48	18.74	18.78	18.45	18.73
8/4/2019 14:45	18.59	18.45	18.52	18.75	18.81	18.43	18.77
8/4/2019 15:00	18.59	18.5	18.3	18.81	18.84	18.42	19.02
8/4/2019 15:15	18.63	18.47	18.33	18.78	18.85	18.3	20.2
8/4/2019 15:30	18.64	16.9	18.15	18.8	18.84	18.29	23.48
8/4/2019 15:45	18.65	17.84	18.17	18.8	18.85	18.41	21.83
8/4/2019 16:00	18.66	15.2	18.06	18.79	18.88	18.15	19.39
8/4/2019 16:15	18.63	15.06	17.27	18.87	18.89	17.92	18.9
8/4/2019 16:30	18.57	15.15	16.73	18.85	18.89	17.87	20.3
8/4/2019 16:45	18.61	15.44	17.51	18.88	18.9	18.19	21.56
8/4/2019 17:00	18.69	15.48	16.81	18.88	18.92	18.17	23.27
8/4/2019 17:15	18.73	15.46	16.97	18.89	18.95	18.1	23.78
8/4/2019 17:30	18.75	15.83	17.74	18.88	18.97	18.28	24.25
8/4/2019 17:45	18.77	15.73	18.64	18.9	18.98	18.48	22.83
8/4/2019 18:00	18.78	15.51	18.29	18.89	18.97	18.61	19.07
8/4/2019 18:15	18.79	15.47	18.44	18.96	18.97	18.63	19.01
8/4/2019 18:30	18.8	15.53	18.48	19.02	18.98	18.53	19.01
8/4/2019 18:45	18.83	15.6	18.01	19.03	18.99	18.51	19.04
8/4/2019 19:00	18.84	15.58	18.17	19.04	19.01	18.28	19.05
8/4/2019 19:15	18.84	15.52	18.14	19.05	19.04	17.92	19.07
8/4/2019 19:30	18.82	15.25	17.56	19.04	19.07	17.46	19.09
8/4/2019 19:45	18.62	14.73	17.24	19.02	19.1	17.13	19.09
8/4/2019 20:00	17.98	15.14	17.15	19.01	19.1	17.36	19.07
8/4/2019 20:15	18.79	15.49	17.21	18.97	19.1	17.99	19.07
8/4/2019 20:30	18.9	15.89	18.18	18.95	19.09	18.48	19.06
8/4/2019 20:45	18.94	17.25	18.59	18.95	19.09	18.71	19.04
8/4/2019 21:00	18.89	17.98	18.74	18.94	19.08	18.76	19.03
8/4/2019 21:15	18.87	17.68	18.79	18.93	19.06	18.65	19.02
8/4/2019 21:30	18.79	16.95	18.21	18.94	19.05	18.46	19.01
8/4/2019 21:45	18.72	16.25	16.83	18.9	19.03	18.03	19
8/4/2019 22:00	18.5	15.4	16.53	18.89	19.02	17.1	18.98
8/4/2019 22:15	18.27	15.1	17.39	18.88	19.01	17.1	18.97

Date Time	K-Plant						
	K-Plant Intake #1 °C	K-Plant Intake #2 °C	EMD Plant Intake °C	Cat Plant Intake °C	K-Plant Discharge °C	EMD Plant Discharge °C	Cat Plant Discharge °C
8/4/2019 22:30	17.95	14.75	17.38	18.87	19	17.05	18.96
8/4/2019 22:45	18.23	14.72	17.9	18.87	18.97	17.24	18.94
8/4/2019 23:00	18.06	15.11	17.89	18.85	18.95	17.17	18.92
8/4/2019 23:15	18.17	15.39	17.81	18.81	18.94	17.33	18.91
8/4/2019 23:30	18.48	15.6	18.05	18.83	18.94	17.78	18.9
8/4/2019 23:45	18.67	15.86	18.02	18.8	18.94	18.18	18.89
8/5/2019 0:00	18.66	16.48	18.13	18.8	18.93	18.33	18.87
8/5/2019 0:15	18.72	17.17	18.32	18.79	18.92	18.36	18.86
8/5/2019 0:30	18.75	17.14	18.24	18.75	18.91	18.34	18.86
8/5/2019 0:45	18.69	16.95	17.42	18.76	18.9	18.17	18.84
8/5/2019 1:00	18.63	16.93	17.27	18.72	18.88	18.05	18.83
8/5/2019 1:15	18.58	16.72	17.08	18.7	18.86	17.72	18.81
8/5/2019 1:30	18	16.06	16.59	18.69	18.84	17.28	18.79
8/5/2019 1:45	17.21	15.96	16.87	18.64	18.81	16.86	18.76
8/5/2019 2:00	16.88	15.47	16.51	18.6	18.79	16.7	18.74
8/5/2019 2:15	16.49	14.96	15.88	18.58	18.77	16.57	18.72
8/5/2019 2:30	17.52	14.65	16.88	18.62	18.75	16.78	18.69
8/5/2019 2:45	18.26	14.64	16.73	18.52	18.73	17.28	18.66
8/5/2019 3:00	18.3	15.24	16.88	18.59	18.72	17.54	18.65
8/5/2019 3:15	18.44	15.56	18.13	18.56	18.7	18.07	18.65
8/5/2019 3:30	18.5	16.83	18.52	18.54	18.68	18.41	18.64
8/5/2019 3:45	18.46	17.82	18.55	18.53	18.66	18.44	18.62
8/5/2019 4:00	18.46	17.84	18.52	18.51	18.64	18.44	18.6
8/5/2019 4:15	18.46	18.1	18.47	18.48	18.62	18.42	18.58
8/5/2019 4:30	18.4	17.87	18.42	18.46	18.6	18.35	18.56
8/5/2019 4:45	18.43	17.58	18.41	18.45	18.58	18.24	18.54
8/5/2019 5:00	18.4	16.28	18.22	18.43	18.56	18.04	18.53
8/5/2019 5:15	18.28	15.02	17.5	18.41	18.54	17.52	18.51
8/5/2019 5:30	18.26	14.63	17.28	18.39	18.52	17.58	18.5
8/5/2019 5:45	18.29	15.14	17.33	18.38	18.5	17.69	18.48
8/5/2019 6:00	18.3	15.56	17.49	18.36	18.48	17.79	18.46
8/5/2019 6:15	18.32	17.19	17.9	18.34	18.46	18.03	18.45
8/5/2019 6:30	18.3	17.85	17.93	18.33	18.45	18.15	18.44
8/5/2019 6:45	18.3	18.08	18.12	18.31	18.43	18.17	18.42
8/5/2019 7:00	18.29	18.1	17.93	18.3	18.42	18.14	18.4
8/5/2019 7:15	18.28	18.17	18.07	18.29	18.4	18.15	18.38
8/5/2019 7:30	18.28	18.19	17.97	18.27	18.39	18.08	18.37
8/5/2019 7:45	18.27	18.15	18.02	18.27	18.38	18.05	18.36
8/5/2019 8:00	18.23	18.05	17.98	18.26	18.36	18.05	18.35
8/5/2019 8:15	18.22	17.77	17.57	18.25	18.36	17.92	18.34
8/5/2019 8:30	18.19	17.13	17.07	18.25	18.36	17.66	18.32
8/5/2019 8:45	18.18	15.29	16.58	18.23	18.35	17.5	18.32
8/5/2019 9:00	17.99	14.78	15.94	18.21	18.34	17.44	18.31
8/5/2019 9:15	18.12	14.81	17.78	18.22	18.32	17.5	18.29

Date Time	K-Plant						
	K-Plant Intake #1 °C	K-Plant Intake #2 °C	EMD Plant Intake °C	Cat Plant Intake °C	Discharge °C	EMD Plant Discharge °C	Cat Plant Discharge °C
8/5/2019 9:30	18.12	15.71	17.47	18.21	18.31	17.85	18.29
8/5/2019 9:45	18.15	16.32	17.62	18.2	18.3	17.82	18.29
8/5/2019 10:00	18.16	17.2	17.52	18.2	18.3	17.87	18.28
8/5/2019 10:15	18.17	17.67	17.59	18.18	18.3	17.91	18.27
8/5/2019 10:30	18.16	17.94	18.14	18.18	18.31	18	18.26
8/5/2019 10:45	18.14	17.99	18.2	18.16	18.31	18.1	18.25
8/5/2019 11:00	18.13	17.99	18.22	18.17	18.3	18.16	18.25
8/5/2019 11:15	18.12	17.9	18.21	18.18	18.3	18.15	18.24
8/5/2019 11:30	18.13	17.88	18.17	18.18	18.3	18.13	18.25
8/5/2019 11:45	18.13	17.9	18.17	18.18	18.29	18.1	18.25
8/5/2019 12:00	18.1	17.45	18.11	18.17	18.29	17.9	18.25
8/5/2019 12:15	18.04	16.3	17.05	18.16	18.29	17.62	18.24
8/5/2019 12:30	18.08	16.77	18.1	18.16	18.28	17.86	18.23
8/5/2019 12:45	18.08	16.94	18.12	18.15	18.28	17.88	18.23
8/5/2019 13:00	18.02	16.44	18.12	18.15	18.27	18.04	18.23
8/5/2019 13:15	18.07	17.43	18.19	18.14	18.27	18.14	18.22
8/5/2019 13:30	18.08	17.71	18.18	18.13	18.27	18.17	18.21
8/5/2019 13:45	18.09	17.84	18.17	18.14	18.26	18.19	18.21
8/5/2019 14:00	18.09	17.97	18.16	18.14	18.25	18.2	18.2
8/5/2019 14:15	18.1	18	18.16	18.13	18.24	18.19	18.2
8/5/2019 14:30	18.08	17.99	18.15	18.13	18.24	18.14	18.2
8/5/2019 14:45	18.06	17.92	18.14	18.12	18.23	18.12	18.2
8/5/2019 15:00	18.06	17.82	18.14	18.12	18.23	18.06	18.19
8/5/2019 15:15	18	17.51	18.12	18.09	18.22	17.99	18.18
8/5/2019 15:30	17.94	17.39	18.1	18.08	18.22	17.97	18.17
8/5/2019 15:45	17.98	17.14	18.07	18.05	18.21	17.82	18.16
8/5/2019 16:00	17.99	16.88	18.01	18.05	18.2	17.86	18.13
8/5/2019 16:15	17.99	17.41	18.04	18.04	18.19	17.93	18.13
8/5/2019 16:30	17.94	17.7	18.01	18.03	18.17	18.03	18.12
8/5/2019 16:45	17.95	17.69	18.05	18.03	18.16	18.02	18.11
8/5/2019 17:00	17.95	17.69	17.99	18.01	18.15	18.04	18.1
8/5/2019 17:15	17.94	17.77	17.99	18	18.13	18.05	18.09
8/5/2019 17:30	17.92	17.73	17.99	17.98	18.12	18.02	18.08
8/5/2019 17:45	17.92	17.73	17.95	17.97	18.11	18.01	18.07
8/5/2019 18:00	17.9	17.74	17.93	17.95	18.1	17.94	18.06
8/5/2019 18:15	17.88	17.6	17.96	17.94	18.08	17.86	18.04
8/5/2019 18:30	17.85	17.5	17.92	17.92	18.07	17.86	18.03
8/5/2019 18:45	17.85	17.34	17.96	17.9	18.05	17.82	18.02
8/5/2019 19:00	17.82	16.91	17.93	17.89	18.03	17.72	18
8/5/2019 19:15	17.82	16.1	17.92	17.88	18.02	17.72	17.99
8/5/2019 19:30	17.79	16.85	17.84	17.86	18	17.71	17.97
8/5/2019 19:45	17.79	17.02	17.84	17.84	17.99	17.7	17.95
8/5/2019 20:00	17.78	17.49	17.87	17.82	17.97	17.76	17.93
8/5/2019 20:15	17.79	17.52	17.81	17.81	17.95	17.82	17.92



Date Time	K-Plant						
	K-Plant Intake #1 °C	K-Plant Intake #2 °C	EMD Plant Intake °C	Cat Plant Intake °C	Discharge °C	EMD Plant Discharge °C	Cat Plant Discharge °C
8/5/2019 20:30	17.77	17.59	17.85	17.79	17.93	17.84	17.9
8/5/2019 20:45	17.76	17.55	17.79	17.79	17.91	17.82	17.89
8/5/2019 21:00	17.73	17.5	17.8	17.77	17.9	17.82	17.87
8/5/2019 21:15	17.68	17.51	17.75	17.74	17.87	17.79	17.86
8/5/2019 21:30	17.67	17.52	17.68	17.72	17.86	17.72	17.84
8/5/2019 21:45	17.65	17.49	17.64	17.66	17.84	17.65	17.81
8/5/2019 22:00	17.61	17.09	17.61	17.63	17.82	17.46	17.78
8/5/2019 22:15	17.57	17.03	17.35	17.63	17.8	17.27	17.75
8/5/2019 22:30	17.55	16.71	17.03	17.62	17.77	17.17	17.74
8/5/2019 22:45	17.55	16.43	16.93	17.6	17.75	17.17	17.72
8/5/2019 23:00	17.54	16.35	17.46	17.57	17.73	17.26	17.7
8/5/2019 23:15	17.54	16.78	17.55	17.56	17.71	17.48	17.68
8/5/2019 23:30	17.53	17.16	17.5	17.55	17.69	17.44	17.66
8/5/2019 23:45	17.53	17.24	17.53	17.54	17.68	17.46	17.65
8/6/2019 0:00	17.53	17.37	17.54	17.53	17.66	17.49	17.64
8/6/2019 0:15	17.52	17.37	17.54	17.51	17.65	17.51	17.63
8/6/2019 0:30	17.51	17.37	17.53	17.5	17.63	17.51	17.61
8/6/2019 0:45	17.5	17.36	17.52	17.48	17.62	17.46	17.6
8/6/2019 1:00	17.48	17.38	17.52	17.47	17.61	17.49	17.58
8/6/2019 1:15	17.47	17.38	17.5	17.45	17.59	17.48	17.57
8/6/2019 1:30	17.45	17.33	17.5	17.44	17.58	17.44	17.55
8/6/2019 1:45	17.42	17	17.48	17.42	17.56	17.38	17.53
8/6/2019 2:00	17.41	17.1	17.43	17.41	17.55	17.36	17.52
8/6/2019 2:15	17.39	17.08	17.44	17.38	17.52	17.3	17.5
8/6/2019 2:30	17.34	16.76	17.42	17.37	17.51	17.28	17.48
8/6/2019 2:45	17.34	16.64	17.4	17.35	17.49	17.29	17.47
8/6/2019 3:00	17.34	16.95	17.4	17.33	17.48	17.33	17.45
8/6/2019 3:15	17.32	17.03	17.38	17.33	17.46	17.33	17.44
8/6/2019 3:30	17.3	16.98	17.36	17.32	17.45	17.32	17.42
8/6/2019 3:45	17.26	16.92	17.34	17.3	17.43	17.29	17.41
8/6/2019 4:00	17.24	16.85	17.34	17.3	17.42	17.29	17.4
8/6/2019 4:15	17.23	16.8	17.33	17.28	17.41	17.27	17.39
8/6/2019 4:30	17.24	16.92	17.32	17.25	17.39	17.27	17.38
8/6/2019 4:45	17.21	16.96	17.31	17.25	17.38	17.29	17.36
8/6/2019 5:00	17.2	17.02	17.29	17.24	17.37	17.29	17.35
8/6/2019 5:15	17.21	16.98	17.27	17.23	17.36	17.28	17.34
8/6/2019 5:30	17.16	16.91	17.25	17.22	17.35	17.23	17.33
8/6/2019 5:45	17.17	16.88	17.23	17.2	17.33	17.19	17.31
8/6/2019 6:00	17.12	16.81	17.22	17.18	17.32	17.13	17.3
8/6/2019 6:15	17.1	16.81	17.21	17.17	17.31	17.1	17.28
8/6/2019 6:30	17.1	16.64	17.19	17.16	17.29	17.07	17.27
8/6/2019 6:45	17.09	16.78	17.19	17.14	17.28	17.09	17.26
8/6/2019 7:00	17.1	16.87	17.18	17.13	17.27	17.15	17.24
8/6/2019 7:15	17.09	16.92	17.15	17.12	17.26	17.17	17.23

Date Time	K-Plant						
	K-Plant Intake #1 °C	K-Plant Intake #2 °C	EMD Plant Intake °C	Cat Plant Intake °C	K-Plant Discharge °C	EMD Plant Discharge °C	Cat Plant Discharge °C
8/6/2019 7:30	17.08	16.97	17.11	17.1	17.24	17.16	17.22
8/6/2019 7:45	17.06	16.9	17.09	17.1	17.23	17.13	17.2
8/6/2019 8:00	17.03	16.85	17.12	17.09	17.22	17.11	17.19
8/6/2019 8:15	17.04	16.88	17.05	17.07	17.21	17.11	17.18
8/6/2019 8:30	17.02	16.84	17.05	17.06	17.2	17.04	17.17
8/6/2019 8:45	17.03	16.87	17.06	17.06	17.18	17.06	17.16
8/6/2019 9:00	17.02	16.85	17.04	17.05	17.17	17.07	17.15
8/6/2019 9:15	17.01	16.85	17.02	17.03	17.16	17.04	17.14
8/6/2019 9:30	17	16.85	17.02	17.03	17.16	17.03	17.13
8/6/2019 9:45	16.99	16.85	17.04	17.02	17.15	17.05	17.12
8/6/2019 10:00	17	16.85	17.02	17.02	17.14	17.02	17.12
8/6/2019 10:15	16.99	16.83	17.03	17	17.14	16.97	17.11
8/6/2019 10:30	16.97	16.79	17.01	16.99	17.14	16.97	17.1
8/6/2019 10:45	16.97	16.83	17.01	16.98	17.13	16.99	17.09
8/6/2019 11:00	16.97	16.85	16.99	16.99	17.13	16.99	17.09
8/6/2019 11:15	16.97	16.89	17.01	16.99	17.13	16.99	17.08
8/6/2019 11:30	16.98	16.88	17.03	16.98	17.12	16.97	17.08
8/6/2019 11:45	16.98	16.87	17.02	16.99	17.12	16.98	17.07
8/6/2019 12:00	16.98	16.88	17.03	16.99	17.12	17.01	17.08
8/6/2019 12:15	16.99	16.92	17.03	17	17.12	17.02	17.08
8/6/2019 12:30	16.98	16.91	17.04	17.01	17.13	17.01	17.08
8/6/2019 12:45	16.99	16.92	17.04	17.03	17.13	17.06	17.1
8/6/2019 13:00	17	16.94	17.05	17.03	17.14	17.09	17.1
8/6/2019 13:15	17.01	16.96	17.06	17.03	17.14	17.09	17.1
8/6/2019 13:30	17.02	16.96	17.06	17.03	17.15	17.09	17.11
8/6/2019 13:45	17.01	16.95	17.07	17.04	17.15	17.1	17.11
8/6/2019 14:00	17.01	16.95	17.07	17.06	17.16	17.07	17.12
8/6/2019 14:15	17.02	16.94	17.08	17.06	17.16	17.02	17.13
8/6/2019 14:30	17.03	16.96	17.09	17.08	17.17	17.02	17.14
8/6/2019 14:45	17.04	16.97	17.1	17.1	17.17	17.03	17.15
8/6/2019 15:00	17.04	16.98	17.11	17.09	17.18	17	17.16
8/6/2019 15:15	17.03	16.97	17.12	17.11	17.19	17.05	17.16
8/6/2019 15:30	17.04	17.01	17.13	17.14	17.2	17.12	17.16
8/6/2019 15:45	17.07	17.03	17.16	17.15	17.22	17.16	17.18
8/6/2019 16:00	17.11	17.05	17.16	17.15	17.24	17.17	17.2
8/6/2019 16:15	17.1	17.06	17.18	17.19	17.25	17.15	17.21
8/6/2019 16:30	17.11	17.07	17.2	17.2	17.27	17.16	17.23
8/6/2019 16:45	17.14	17.1	17.21	17.22	17.29	17.17	17.25
8/6/2019 17:00	17.15	17.11	17.22	17.22	17.31	17.16	17.27
8/6/2019 17:15	17.16	17.12	17.24	17.22	17.31	17.16	17.28
8/6/2019 17:30	17.16	17.13	17.22	17.22	17.32	17.16	17.28
8/6/2019 17:45	17.15	17.13	17.24	17.23	17.32	17.16	17.28
8/6/2019 18:00	17.16	17.13	17.24	17.22	17.32	17.17	17.29
8/6/2019 18:15	17.17	17.13	17.25	17.24	17.32	17.16	17.29

Date Time	K-Plant						
	K-Plant Intake #1 °C	K-Plant Intake #2 °C	EMD Plant Intake °C	Cat Plant Intake °C	Discharge °C	EMD Plant Discharge °C	Cat Plant Discharge °C
8/6/2019 18:30	17.17	17.14	17.25	17.25	17.32	17.17	17.3
8/6/2019 18:45	17.18	17.14	17.27	17.25	17.34	17.19	17.31
8/6/2019 19:00	17.19	17.15	17.26	17.28	17.35	17.22	17.31
8/6/2019 19:15	17.19	17.16	17.28	17.27	17.36	17.19	17.33
8/6/2019 19:30	17.2	17.17	17.26	17.29	17.38	17.21	17.34
8/6/2019 19:45	17.2	17.18	17.13	17.28	17.39	17.18	17.34
8/6/2019 20:00	17.21	17.18	17.07	17.28	17.39	17.14	17.34
8/6/2019 20:15	17.2	17.17	17.09	17.27	17.39	17.1	17.34
8/6/2019 20:30	17.21	17.17	17.13	17.28	17.38	17.1	17.34
8/6/2019 20:45	17.2	17.17	17.04	17.28	17.37	17.08	17.34
8/6/2019 21:00	17.19	17.15	17.14	17.27	17.38	17.1	17.34
8/6/2019 21:15	17.2	17.16	17.19	17.27	17.38	17.11	17.34
8/6/2019 21:30	17.21	17.17	17.16	17.28	17.37	17.11	17.34
8/6/2019 21:45	17.22	17.16	17.17	17.27	17.37	17.11	17.34
8/6/2019 22:00	17.21	17.17	17.07	17.28	17.36	17.1	17.34
8/6/2019 22:15	17.23	17.2	17.05	17.27	17.35	17.08	17.34
8/6/2019 22:30	17.23	17.18	17.14	17.28	17.35	17.07	17.34
8/6/2019 22:45	17.22	17.06	17.18	17.25	17.35	17.04	17.34
8/6/2019 23:00	17.23	17.04	17.17	17.23	17.35	17.06	17.33
8/6/2019 23:15	17.21	16.97	17.15	17.22	17.34	17.04	17.31
8/6/2019 23:30	17.21	16.98	17.21	17.22	17.33	17.07	17.31
8/6/2019 23:45	17.2	17.09	17.16	17.21	17.33	17.09	17.3
8/7/2019 0:00	17.19	17.17	17.19	17.2	17.32	17.1	17.29
8/7/2019 0:15	17.2	17.19	17.16	17.19	17.31	17.08	17.28
8/7/2019 0:30	17.19	17.07	17.14	17.17	17.3	17.08	17.27
8/7/2019 0:45	17.18	16.87	17.03	17.16	17.29	17.03	17.26
8/7/2019 1:00	17.16	16.81	17.09	17.15	17.28	16.97	17.25
8/7/2019 1:15	17.15	16.67	17.07	17.14	17.27	16.92	17.24
8/7/2019 1:30	17.13	16.54	17.1	17.14	17.26	16.86	17.23
8/7/2019 1:45	17.12	16.5	17.11	17.12	17.25	16.89	17.22
8/7/2019 2:00	17.13	16.78	17.09	17.13	17.24	16.88	17.21
8/7/2019 2:15	17.12	16.96	17.07	17.1	17.23	16.97	17.2
8/7/2019 2:30	17.1	16.94	17.04	17.11	17.22	16.88	17.19
8/7/2019 2:45	17.11	16.98	17.12	17.1	17.22	16.94	17.19
8/7/2019 3:00	17.1	17.02	17.1	17.09	17.21	16.95	17.18
8/7/2019 3:15	17.08	17.05	17.07	17.08	17.2	16.98	17.17
8/7/2019 3:30	17.07	17.06	16.96	17.07	17.19	16.94	17.16
8/7/2019 3:45	17.06	17.06	17.08	17.05	17.19	16.92	17.15
8/7/2019 4:00	17.05	17.05	16.99	17.04	17.18	16.95	17.14
8/7/2019 4:15	17.05	16.98	17	17.04	17.16	16.91	17.13
8/7/2019 4:30	17.05	16.91	16.99	17.03	17.16	16.84	17.13
8/7/2019 4:45	17.04	16.91	16.99	17.02	17.15	16.86	17.12
8/7/2019 5:00	17.04	16.88	16.97	17.01	17.14	16.83	17.11
8/7/2019 5:15	17.03	16.57	16.92	17.02	17.13	16.84	17.1

Date Time	K-Plant						
	K-Plant Intake #1 °C	K-Plant Intake #2 °C	EMD Plant Intake °C	Cat Plant Intake °C	Discharge °C	EMD Plant Discharge °C	Cat Plant Discharge °C
8/7/2019 5:30	17.02	16.45	16.97	17.01	17.13	16.78	17.1
8/7/2019 5:45	17.01	16.52	17.01	16.99	17.12	16.84	17.09
8/7/2019 6:00	17	16.57	16.94	16.98	17.11	16.87	17.08
8/7/2019 6:15	16.99	16.67	16.97	16.98	17.1	16.82	17.07
8/7/2019 6:30	16.98	16.83	16.9	16.98	17.09	16.78	17.07
8/7/2019 6:45	16.97	16.8	16.91	16.98	17.09	16.81	17.06
8/7/2019 7:00	16.98	16.6	16.94	16.96	17.08	16.79	17.06
8/7/2019 7:15	16.98	16.72	16.95	16.96	17.08	16.83	17.05
8/7/2019 7:30	16.97	16.87	16.93	16.95	17.08	16.82	17.04
8/7/2019 7:45	16.97	16.89	16.87	16.95	17.08	16.81	17.04
8/7/2019 8:00	16.97	16.77	16.92	16.95	17.07	16.86	17.03
8/7/2019 8:15	16.97	16.78	16.94	16.95	17.07	16.89	17.03
8/7/2019 8:30	16.97	16.7	16.95	16.95	17.07	16.88	17.03
8/7/2019 8:45	16.96	16.57	16.88	16.94	17.07	16.85	17.02
8/7/2019 9:00	16.96	16.54	16.9	16.94	17.07	16.78	17.02
8/7/2019 9:15	16.95	16.14	16.88	16.93	17.07	16.74	17.02
8/7/2019 9:30	16.88	16.13	16.84	16.93	17.08	16.67	17.02
8/7/2019 9:45	16.88	16.15	16.65	16.94	17.09	16.63	17.02
8/7/2019 10:00	16.87	16.29	16.76	16.96	17.1	16.63	17.02
8/7/2019 10:15	16.9	16.24	16.67	16.95	17.1	16.6	17.02
8/7/2019 10:30	16.92	16.06	16.79	16.94	17.08	16.75	17.02
8/7/2019 10:45	16.93	16.04	16.95	16.94	17.07	16.87	17.02
8/7/2019 11:00	16.93	16.04	16.84	16.95	17.07	16.78	17.02
8/7/2019 11:15	16.94	16.08	16.63	16.95	17.07	16.82	17.02
8/7/2019 11:30	16.96	16.21	16.85	16.94	17.07	16.86	17.02
8/7/2019 11:45	16.95	16.29	16.94	16.93	17.07	16.9	17.01
8/7/2019 12:00	16.94	16.42	16.96	16.94	17.07	16.91	17.01
8/7/2019 12:15	16.94	16.47	16.95	16.93	17.08	16.92	17.01
8/7/2019 12:30	16.93	16.36	16.91	16.93	17.09	16.9	17.01
8/7/2019 12:45	16.93	16.25	16.89	16.93	17.1	16.82	17.01
8/7/2019 13:00	16.84	16.1	16.44	16.93	17.11	16.66	17.01
8/7/2019 13:15	16.8	16.01	16.45	16.92	17.11	16.56	17
8/7/2019 13:30	16.79	15.89	16.07	16.94	17.1	16.5	17
8/7/2019 13:45	16.64	15.73	16.11	16.98	17.1	16.41	17.01
8/7/2019 14:00	16.68	15.52	16.31	16.98	17.1	16.54	17.02
8/7/2019 14:15	16.69	15.67	16.16	16.93	17.1	16.49	17.02
8/7/2019 14:30	16.73	15.72	16.37	16.91	17.09	16.56	17
8/7/2019 14:45	16.69	15.75	16.5	16.9	17.09	16.63	16.99
8/7/2019 15:00	16.65	15.84	16.64	16.92	17.09	16.7	16.99
8/7/2019 15:15	16.81	15.95	16.54	16.92	17.1	16.7	16.99
8/7/2019 15:30	16.84	16.11	16.65	16.93	17.09	16.73	16.99
8/7/2019 15:45	16.8	16.17	16.59	16.91	17.09	16.77	17
8/7/2019 16:00	16.85	16.21	16.48	16.92	17.08	16.67	17
8/7/2019 16:15	16.86	16.28	16.48	16.97	17.08	16.66	17

Date Time	K-Plant						
	K-Plant Intake #1 °C	K-Plant Intake #2 °C	EMD Plant Intake °C	Cat Plant Intake °C	Discharge °C	EMD Plant Discharge °C	Cat Plant Discharge °C
8/7/2019 16:30	16.88	16.3	16.45	16.97	17.08	16.6	17.02
8/7/2019 16:45	16.77	16.33	16.3	16.97	17.08	16.48	17.02
8/7/2019 17:00	16.73	16.35	16.29	16.87	17.08	16.35	17.01
8/7/2019 17:15	16.59	16.31	16.37	16.76	17.08	16.33	16.94
8/7/2019 17:30	16.58	16.26	16.41	16.78	17.08	16.36	16.89
8/7/2019 17:45	16.56	16.22	16.37	16.69	17.07	16.37	16.87
8/7/2019 18:00	16.56	16.19	16.33	16.67	17.05	16.38	16.82
8/7/2019 18:15	16.57	16.21	16.54	16.75	17.04	16.45	16.8
8/7/2019 18:30	16.74	16.23	16.59	16.8	17.03	16.5	16.82
8/7/2019 18:45	16.77	16.24	16.6	16.8	17	16.52	16.85
8/7/2019 19:00	16.81	16.31	16.66	16.83	16.99	16.62	16.87
8/7/2019 19:15	16.82	16.38	16.69	16.87	16.99	16.66	16.9
8/7/2019 19:30	16.82	16.48	16.56	16.88	16.99	16.6	16.92
8/7/2019 19:45	16.83	16.53	16.63	16.9	17	16.66	16.93
8/7/2019 20:00	16.84	16.54	16.6	16.89	17	16.65	16.94
8/7/2019 20:15	16.81	16.56	16.69	16.89	16.99	16.64	16.95
8/7/2019 20:30	16.82	16.53	16.65	16.9	16.99	16.63	16.95
8/7/2019 20:45	16.84	16.53	16.71	16.88	16.99	16.61	16.96
8/7/2019 21:00	16.79	16.53	16.67	16.87	16.99	16.6	16.95
8/7/2019 21:15	16.79	16.49	16.66	16.88	16.99	16.59	16.94
8/7/2019 21:30	16.73	16.48	16.69	16.86	16.98	16.59	16.94
8/7/2019 21:45	16.71	16.48	16.6	16.86	16.97	16.57	16.94
8/7/2019 22:00	16.74	16.47	16.62	16.85	16.97	16.57	16.94
8/7/2019 22:15	16.79	16.47	16.62	16.85	16.96	16.57	16.93
8/7/2019 22:30	16.71	16.45	16.56	16.84	16.95	16.59	16.93
8/7/2019 22:45	16.77	16.46	16.64	16.84	16.94	16.62	16.92
8/7/2019 23:00	16.75	16.53	16.65	16.83	16.93	16.64	16.92
8/7/2019 23:15	16.74	16.53	16.61	16.82	16.92	16.63	16.91
8/7/2019 23:30	16.75	16.51	16.65	16.81	16.91	16.6	16.9
8/7/2019 23:45	16.76	16.51	16.63	16.79	16.9	16.65	16.89
8/8/2019 0:00	16.76	16.51	16.64	16.79	16.89	16.63	16.88
8/8/2019 0:15	16.75	16.52	16.64	16.78	16.88	16.6	16.87
8/8/2019 0:30	16.74	16.62	16.59	16.77	16.87	16.64	16.87
8/8/2019 0:45	16.73	16.67	16.63	16.75	16.86	16.62	16.86
8/8/2019 1:00	16.73	16.66	16.63	16.75	16.85	16.56	16.85
8/8/2019 1:15	16.72	16.66	16.63	16.73	16.84	16.6	16.84
8/8/2019 1:30	16.71	16.69	16.63	16.72	16.83	16.61	16.82
8/8/2019 1:45	16.69	16.68	16.58	16.71	16.82	16.61	16.82
8/8/2019 2:00	16.69	16.69	16.59	16.72	16.81	16.61	16.81
8/8/2019 2:15	16.69	16.68	16.55	16.67	16.8	16.57	16.8
8/8/2019 2:30	16.67	16.66	16.54	16.68	16.79	16.52	16.77
8/8/2019 2:45	16.67	16.62	16.41	16.67	16.79	16.49	16.77
8/8/2019 3:00	16.66	16.57	16.38	16.67	16.78	16.49	16.76
8/8/2019 3:15	16.66	16.58	16.42	16.66	16.77	16.49	16.76

Date Time	K-Plant						
	K-Plant Intake #1 °C	K-Plant Intake #2 °C	EMD Plant Intake °C	Cat Plant Intake °C	K-Plant Discharge °C	EMD Plant Discharge °C	Cat Plant Discharge °C
8/8/2019 3:30	16.66	16.57	16.4	16.64	16.76	16.52	16.75
8/8/2019 3:45	16.65	16.54	16.47	16.63	16.76	16.46	16.74
8/8/2019 4:00	16.64	16.54	16.44	16.63	16.75	16.51	16.73
8/8/2019 4:15	16.63	16.55	16.44	16.62	16.74	16.5	16.72
8/8/2019 4:30	16.62	16.57	16.41	16.61	16.73	16.48	16.71
8/8/2019 4:45	16.6	16.55	16.42	16.61	16.72	16.45	16.7
8/8/2019 5:00	16.59	16.5	16.36	16.6	16.72	16.48	16.7
8/8/2019 5:15	16.59	16.48	16.31	16.6	16.71	16.45	16.69
8/8/2019 5:30	16.57	16.48	16.31	16.6	16.7	16.45	16.69
8/8/2019 5:45	16.56	16.47	16.24	16.57	16.69	16.46	16.68
8/8/2019 6:00	16.55	16.47	16.3	16.57	16.68	16.47	16.67
8/8/2019 6:15	16.55	16.46	16.34	16.54	16.67	16.47	16.66
8/8/2019 6:30	16.53	16.45	16.59	16.55	16.66	16.48	16.64
8/8/2019 6:45	16.53	16.44	16.56	16.53	16.66	16.44	16.64
8/8/2019 7:00	16.52	16.43	16.3	16.53	16.65	16.43	16.63
8/8/2019 7:15	16.51	16.44	16.15	16.52	16.64	16.39	16.62
8/8/2019 7:30	16.5	16.41	16.52	16.51	16.63	16.41	16.61
8/8/2019 7:45	16.5	16.42	16.55	16.5	16.62	16.48	16.6
8/8/2019 8:00	16.48	16.45	16.53	16.49	16.62	16.54	16.6
8/8/2019 8:15	16.48	16.42	16.54	16.49	16.61	16.56	16.59
8/8/2019 8:30	16.48	16.4	16.53	16.5	16.6	16.57	16.58
8/8/2019 8:45	16.47	16.37	16.52	16.47	16.6	16.55	16.58
8/8/2019 9:00	16.46	16.31	16.51	16.48	16.6	16.54	16.57
8/8/2019 9:15	16.45	16.34	16.5	16.48	16.6	16.5	16.56
8/8/2019 9:30	16.45	16.33	16.51	16.48	16.6	16.49	16.56
8/8/2019 9:45	16.45	16.33	16.5	16.46	16.6	16.46	16.56
8/8/2019 10:00	16.45	16.32	16.5	16.48	16.6	16.45	16.55
8/8/2019 10:15	16.44	16.32	16.5	16.47	16.6	16.46	16.55
8/8/2019 10:30	16.45	16.32	16.5	16.47	16.6	16.47	16.55
8/8/2019 10:45	16.44	16.34	16.5	16.48	16.6	16.51	16.55
8/8/2019 11:00	16.44	16.39	16.5	16.48	16.6	16.53	16.55
8/8/2019 11:15	16.45	16.39	16.49	16.48	16.6	16.54	16.56
8/8/2019 11:30	16.45	16.41	16.52	16.49	16.6	16.54	16.56
8/8/2019 11:45	16.46	16.4	16.51	16.51	16.6	16.56	16.57
8/8/2019 12:00	16.47	16.42	16.53	16.52	16.61	16.56	16.58
8/8/2019 12:15	16.47	16.44	16.53	16.51	16.61	16.52	16.58
8/8/2019 12:30	16.48	16.44	16.46	16.52	16.62	16.48	16.59
8/8/2019 12:45	16.48	16.44	16.38	16.52	16.62	16.47	16.59
8/8/2019 13:00	16.47	16.43	16.53	16.52	16.62	16.47	16.59
8/8/2019 13:15	16.51	16.42	16.35	16.52	16.62	16.42	16.6
8/8/2019 13:30	16.49	16.42	16.39	16.51	16.62	16.4	16.59
8/8/2019 13:45	16.51	16.45	16.36	16.54	16.62	16.41	16.59
8/8/2019 14:00	16.53	16.48	16.38	16.56	16.63	16.43	16.61
8/8/2019 14:15	16.54	16.5	16.48	16.57	16.65	16.5	16.62

Date Time	K-Plant						
	K-Plant Intake #1 °C	K-Plant Intake #2 °C	EMD Plant Intake °C	Cat Plant Intake °C	Discharge °C	EMD Plant Discharge °C	Cat Plant Discharge °C
8/8/2019 14:30	16.54	16.51	16.48	16.58	16.66	16.53	16.63
8/8/2019 14:45	16.53	16.51	16.56	16.58	16.67	16.57	16.63
8/8/2019 15:00	16.55	16.53	16.47	16.6	16.68	16.56	16.64
8/8/2019 15:15	16.57	16.54	16.52	16.61	16.69	16.57	16.65
8/8/2019 15:30	16.57	16.55	16.46	16.61	16.69	16.55	16.66
8/8/2019 15:45	16.58	16.55	16.49	16.63	16.69	16.54	16.67
8/8/2019 16:00	16.55	16.53	16.54	16.66	16.68	16.55	16.68
8/8/2019 16:15	16.57	16.52	16.52	16.68	16.7	16.53	16.71
8/8/2019 16:30	16.55	16.52	16.5	16.71	16.72	16.5	16.73
8/8/2019 16:45	16.57	16.54	16.53	16.72	16.73	16.53	16.75
8/8/2019 17:00	16.59	16.57	16.56	16.74	16.73	16.58	16.77
8/8/2019 17:15	16.6	16.57	16.58	16.8	16.75	16.6	16.79
8/8/2019 17:30	16.63	16.57	16.67	16.86	16.75	16.71	16.83
8/8/2019 17:45	16.62	16.57	16.77	16.91	16.78	16.78	16.87
8/8/2019 18:00	16.64	16.56	16.82	16.92	16.82	16.82	16.9
8/8/2019 18:15	16.68	16.59	16.85	16.87	16.85	16.84	16.92
8/8/2019 18:30	16.75	16.63	16.83	16.91	16.89	16.85	16.93
8/8/2019 18:45	16.75	16.69	16.84	16.91	16.92	16.82	16.96
8/8/2019 19:00	16.76	16.69	16.82	16.81	16.92	16.86	16.93
8/8/2019 19:15	16.78	16.72	16.82	16.82	16.93	16.82	16.89
8/8/2019 19:30	16.78	16.72	16.85	16.85	16.93	16.81	16.9
8/8/2019 19:45	16.76	16.72	16.84	16.86	16.94	16.78	16.91
8/8/2019 20:00	16.76	16.71	16.82	16.84	16.94	16.76	16.92
8/8/2019 20:15	16.75	16.69	16.79	16.81	16.92	16.73	16.91
8/8/2019 20:30	16.76	16.67	16.75	16.79	16.91	16.67	16.89
8/8/2019 20:45	16.72	16.67	16.78	16.77	16.89	16.66	16.87
8/8/2019 21:00	16.72	16.63	16.74	16.78	16.86	16.64	16.86
8/8/2019 21:15	16.73	16.64	16.72	16.76	16.85	16.63	16.85
8/8/2019 21:30	16.73	16.64	16.74	16.77	16.85	16.64	16.85
8/8/2019 21:45	16.73	16.61	16.69	16.78	16.85	16.61	16.85
8/8/2019 22:00	16.71	16.56	16.7	16.76	16.85	16.63	16.85
8/8/2019 22:15	16.7	16.55	16.73	16.73	16.84	16.62	16.83
8/8/2019 22:30	16.71	16.57	16.57	16.74	16.84	16.61	16.81
8/8/2019 22:45	16.7	16.6	16.52	16.72	16.82	16.62	16.81
8/8/2019 23:00	16.67	16.58	16.64	16.72	16.81	16.63	16.8
8/8/2019 23:15	16.68	16.55	16.63	16.69	16.81	16.66	16.8
8/8/2019 23:30	16.63	16.5	16.58	16.7	16.8	16.6	16.79
8/8/2019 23:45	16.61	16.42	16.5	16.7	16.78	16.54	16.78
8/9/2019 0:00	16.58	16.4	16.48	16.69	16.76	16.54	16.78
8/9/2019 0:15	16.51	16.34	16.54	16.64	16.74	16.53	16.76
8/9/2019 0:30	16.51	16.33	16.44	16.66	16.73	16.49	16.75
8/9/2019 0:45	16.51	16.33	16.32	16.64	16.72	16.44	16.74
8/9/2019 1:00	16.5	16.38	16.57	16.63	16.72	16.51	16.73
8/9/2019 1:15	16.48	16.35	16.55	16.63	16.71	16.48	16.72

Date Time	K-Plant						
	K-Plant Intake #1 °C	K-Plant Intake #2 °C	EMD Plant Intake °C	Cat Plant Intake °C	K-Plant Discharge °C	EMD Plant Discharge °C	Cat Plant Discharge °C
8/9/2019 1:30	16.47	16.32	16.4	16.6	16.7	16.49	16.71
8/9/2019 1:45	16.45	16.31	16.56	16.59	16.69	16.54	16.69
8/9/2019 2:00	16.46	16.29	16.55	16.59	16.69	16.57	16.69
8/9/2019 2:15	16.45	16.26	16.53	16.58	16.67	16.56	16.68
8/9/2019 2:30	16.48	16.25	16.47	16.56	16.67	16.54	16.66
8/9/2019 2:45	16.5	16.23	16.44	16.5	16.65	16.49	16.64
8/9/2019 3:00	16.48	16.29	16.38	16.49	16.64	16.4	16.61
8/9/2019 3:15	16.44	16.28	16.38	16.46	16.63	16.39	16.59
8/9/2019 3:30	16.44	16.32	16.37	16.43	16.6	16.39	16.57
8/9/2019 3:45	16.42	16.36	16.37	16.43	16.58	16.4	16.55
8/9/2019 4:00	16.4	16.34	16.35	16.4	16.55	16.4	16.53
8/9/2019 4:15	16.38	16.3	16.32	16.38	16.53	16.37	16.51
8/9/2019 4:30	16.37	16.29	16.26	16.37	16.51	16.34	16.49
8/9/2019 4:45	16.33	16.31	16.29	16.36	16.49	16.36	16.48
8/9/2019 5:00	16.32	16.28	16.32	16.35	16.47	16.37	16.47
8/9/2019 5:15	16.31	16.27	16.29	16.32	16.45	16.34	16.45
8/9/2019 5:30	16.28	16.25	16.25	16.3	16.44	16.31	16.43
8/9/2019 5:45	16.26	16.22	16.28	16.31	16.42	16.32	16.41
8/9/2019 6:00	16.25	16.21	16.28	16.28	16.41	16.32	16.4
8/9/2019 6:15	16.24	16.21	16.27	16.28	16.39	16.33	16.38
8/9/2019 6:30	16.23	16.2	16.27	16.25	16.38	16.31	16.37
8/9/2019 6:45	16.22	16.19	16.24	16.22	16.36	16.29	16.35
8/9/2019 7:00	16.21	16.17	16.2	16.24	16.35	16.28	16.34
8/9/2019 7:15	16.2	16.15	16.22	16.22	16.34	16.28	16.33
8/9/2019 7:30	16.18	16.14	16.19	16.21	16.32	16.26	16.32
8/9/2019 7:45	16.16	16.11	16.19	16.18	16.31	16.24	16.3
8/9/2019 8:00	16.15	16.1	16.16	16.18	16.29	16.22	16.29
8/9/2019 8:15	16.14	16.1	16.17	16.16	16.28	16.24	16.28
8/9/2019 8:30	16.13	16.08	16.17	16.14	16.27	16.21	16.26
8/9/2019 8:45	16.12	16.09	16.16	16.12	16.25	16.22	16.24
8/9/2019 9:00	16.12	16.1	16.15	16.11	16.24	16.19	16.23
8/9/2019 9:15	16.11	16.07	16.15	16.1	16.23	16.2	16.22
8/9/2019 9:30	16.1	16.09	16.15	16.08	16.22	16.2	16.2
8/9/2019 9:45	16.09	16.08	16.13	16.08	16.21	16.19	16.19
8/9/2019 10:00	16.08	16.07	16.12	16.08	16.2	16.17	16.19
8/9/2019 10:15	16.08	16.05	16.13	16.07	16.19	16.17	16.18
8/9/2019 10:30	16.07	16.06	16.11	16.06	16.19	16.17	16.17
8/9/2019 10:45	16.06	16.04	16.11	16.07	16.18	16.16	16.16
8/9/2019 11:00	16.06	16.02	16.11	16.07	16.18	16.16	16.16
8/9/2019 11:15	16.06	16.04	16.1	16.06	16.17	16.16	16.16
8/9/2019 11:30	16.06	16.05	16.11	16.06	16.16	16.15	16.16
8/9/2019 11:45	16.06	16.05	16.11	16.05	16.15	16.16	16.15
8/9/2019 12:00	16.06	16.05	16.1	16.05	16.15	16.15	16.15
8/9/2019 12:15	16.05	16.05	16.1	16.06	16.15	16.15	16.15



Date Time	K-Plant						
	K-Plant Intake #1 °C	K-Plant Intake #2 °C	EMD Plant Intake °C	Cat Plant Intake °C	K-Plant Discharge °C	EMD Plant Discharge °C	Cat Plant Discharge °C
8/9/2019 12:30	16.06	16.05	16.1	16.05	16.15	16.15	16.15
8/9/2019 12:45	16.05	16.05	16.1	16.05	16.16	16.15	16.15
8/9/2019 13:00	16.06	16.05	16.09	16.06	16.16	16.14	16.15
8/9/2019 13:15	16.05	16.04	16.08	16.05	16.15	16.13	16.14
8/9/2019 13:30	16.05	16.04	16.08	16.05	16.15	16.14	16.14
8/9/2019 13:45	16.05	16.02	16.07	16.05	16.15	16.13	16.14
8/9/2019 14:00	16.04	16.01	16.06	16.05	16.15	16.12	16.14
8/9/2019 14:15	16.04	16	16.05	16.05	16.16	16.12	16.14
8/9/2019 14:30	16.02	15.98	16.05	16.04	16.16	16.11	16.14
8/9/2019 14:45	16.01	15.98	16.06	16.04	16.17	16.11	16.13
8/9/2019 15:00	16.02	15.98	16.05	16.04	16.17	16.11	16.13
8/9/2019 15:15	16.01	15.99	16.04	16.04	16.18	16.11	16.13
8/9/2019 15:30	16.01	15.99	16.05	16.04	16.18	16.11	16.13
8/9/2019 15:45	16.01	15.98	16.05	16.04	16.17	16.11	16.13
8/9/2019 16:00	16.01	15.99	16.05	16.04	16.17	16.11	16.13
8/9/2019 16:15	16.01	15.99	16.06	16.05	16.16	16.12	16.14
8/9/2019 16:30	16.01	15.99	16.07	16.05	16.16	16.12	16.14
8/9/2019 16:45	16.02	15.99	16.08	16.07	16.16	16.14	16.14
8/9/2019 17:00	16.03	16.01	16.1	16.1	16.16	16.15	16.15
8/9/2019 17:15	16.04	16.02	16.12	16.11	16.18	16.16	16.18
8/9/2019 17:30	16.07	16.05	16.14	16.13	16.19	16.19	16.19
8/9/2019 17:45	16.08	16.06	16.15	16.14	16.21	16.21	16.19
8/9/2019 18:00	16.1	16.06	16.16	16.16	16.22	16.2	16.21
8/9/2019 18:15	16.1	16.07	16.17	16.15	16.24	16.22	16.22
8/9/2019 18:30	16.1	16.07	16.18	16.16	16.24	16.23	16.22
8/9/2019 18:45	16.1	16.06	16.16	16.15	16.25	16.21	16.23
8/9/2019 19:00	16.11	16.05	16.16	16.16	16.25	16.22	16.23
8/9/2019 19:15	16.11	16.06	16.15	16.15	16.25	16.18	16.23
8/9/2019 19:30	16.1	16.06	16.15	16.14	16.25	16.18	16.23
8/9/2019 19:45	16.1	16.07	16.15	16.13	16.25	16.18	16.22
8/9/2019 20:00	16.1	16.08	16.16	16.12	16.24	16.17	16.21
8/9/2019 20:15	16.11	16.08	16.16	16.12	16.24	16.15	16.21
8/9/2019 20:30	16.11	16.08	16.15	16.12	16.24	16.15	16.21
8/9/2019 20:45	16.1	16.08	16.15	16.12	16.24	16.17	16.21
8/9/2019 21:00	16.1	16.08	16.15	16.12	16.24	16.17	16.2
8/9/2019 21:15	16.11	16.08	16.15	16.12	16.23	16.16	16.21
8/9/2019 21:30	16.11	16.08	16.14	16.12	16.23	16.15	16.21
8/9/2019 21:45	16.11	16.08	16.12	16.12	16.23	16.14	16.2
8/9/2019 22:00	16.1	16.07	16.07	16.11	16.23	16.1	16.2
8/9/2019 22:15	16.1	16.08	16.07	16.11	16.22	16.15	16.2
8/9/2019 22:30	16.1	16.08	16.04	16.11	16.22	16.14	16.19
8/9/2019 22:45	16.09	16.08	16.14	16.09	16.22	16.15	16.19
8/9/2019 23:00	16.09	16.07	16.05	16.09	16.21	16.14	16.18
8/9/2019 23:15	16.08	16.07	16.02	16.08	16.2	16.1	16.18

Date Time	K-Plant						
	K-Plant Intake #1 °C	K-Plant Intake #2 °C	EMD Plant Intake °C	Cat Plant Intake °C	K-Plant Discharge °C	EMD Plant Discharge °C	Cat Plant Discharge °C
8/9/2019 23:30	16.06	16.06	16.07	16.07	16.19	16.1	16.17
8/9/2019 23:45	16.06	16.04	15.98	16.07	16.18	16.09	16.17
8/10/2019 0:00	16.05	16.03	16.05	16.06	16.18	16.04	16.16
8/10/2019 0:15	16.04	16.02	15.77	16.07	16.17	15.93	16.16
8/10/2019 0:30	16.04	15.95	15.68	16.06	16.17	15.9	16.15
8/10/2019 0:45	16.03	15.84	15.79	16.05	16.16	15.89	16.15
8/10/2019 1:00	16.01	15.79	15.88	16.05	16.16	15.93	16.14
8/10/2019 1:15	15.98	15.79	15.92	16.03	16.16	15.89	16.14
8/10/2019 1:30	15.97	15.79	15.91	16.03	16.14	15.92	16.13
8/10/2019 1:45	15.98	15.82	15.95	16.01	16.13	15.9	16.12
8/10/2019 2:00	15.97	15.81	15.91	15.99	16.12	15.92	16.11
8/10/2019 2:15	15.99	15.86	15.85	15.99	16.11	15.92	16.1
8/10/2019 2:30	15.96	15.87	15.81	15.98	16.1	15.91	16.09
8/10/2019 2:45	15.97	15.89	15.84	15.98	16.09	15.92	16.08
8/10/2019 3:00	15.97	15.91	15.82	15.97	16.08	15.94	16.07
8/10/2019 3:15	15.96	15.91	15.89	15.96	16.07	15.93	16.06
8/10/2019 3:30	15.95	15.91	15.89	15.95	16.06	15.93	16.05
8/10/2019 3:45	15.94	15.9	15.91	15.94	16.06	15.95	16.05
8/10/2019 4:00	15.92	15.89	15.94	15.93	16.05	15.95	16.04
8/10/2019 4:15	15.92	15.88	15.92	15.92	16.05	15.92	16.03
8/10/2019 4:30	15.92	15.88	15.84	15.92	16.04	15.87	16.02
8/10/2019 4:45	15.92	15.86	15.8	15.91	16.04	15.84	16.02
8/10/2019 5:00	15.91	15.85	15.79	15.91	16.03	15.85	16.01
8/10/2019 5:15	15.91	15.85	15.77	15.91	16.02	15.85	16.01
8/10/2019 5:30	15.9	15.87	15.83	15.91	16.02	15.85	16.01
8/10/2019 5:45	15.9	15.87	15.86	15.91	16.01	15.85	16
8/10/2019 6:00	15.9	15.85	15.82	15.9	16.01	15.85	16
8/10/2019 6:15	15.89	15.83	15.82	15.9	16	15.86	15.99
8/10/2019 6:30	15.88	15.83	15.84	15.89	15.99	15.87	15.99
8/10/2019 6:45	15.88	15.84	15.79	15.88	15.99	15.85	15.99
8/10/2019 7:00	15.87	15.82	15.85	15.88	15.99	15.85	15.98
8/10/2019 7:15	15.87	15.82	15.82	15.87	15.98	15.84	15.97
8/10/2019 7:30	15.87	15.82	15.82	15.86	15.98	15.86	15.96
8/10/2019 7:45	15.87	15.82	15.83	15.86	15.97	15.86	15.96
8/10/2019 8:00	15.86	15.82	15.83	15.85	15.97	15.86	15.95
8/10/2019 8:15	15.86	15.81	15.84	15.85	15.97	15.87	15.95
8/10/2019 8:30	15.85	15.82	15.85	15.84	15.97	15.85	15.94
8/10/2019 8:45	15.85	15.82	15.84	15.83	15.96	15.86	15.94
8/10/2019 9:00	15.84	15.81	15.83	15.84	15.96	15.84	15.93
8/10/2019 9:15	15.84	15.81	15.81	15.83	15.96	15.85	15.92
8/10/2019 9:30	15.84	15.8	15.8	15.83	15.96	15.84	15.92
8/10/2019 9:45	15.84	15.78	15.77	15.82	15.96	15.79	15.92
8/10/2019 10:00	15.83	15.76	15.81	15.82	15.96	15.81	15.92
8/10/2019 10:15	15.82	15.75	15.7	15.82	15.96	15.76	15.91

Date Time	K-Plant						
	K-Plant Intake #1 °C	K-Plant Intake #2 °C	EMD Plant Intake °C	Cat Plant Intake °C	K-Plant Discharge °C	EMD Plant Discharge °C	Cat Plant Discharge °C
8/10/2019 10:30	15.81	15.71	15.64	15.81	15.96	15.75	15.91
8/10/2019 10:45	15.81	15.7	15.61	15.83	15.96	15.7	15.91
8/10/2019 11:00	15.81	15.69	15.7	15.83	15.96	15.71	15.91
8/10/2019 11:15	15.81	15.71	15.69	15.83	15.97	15.71	15.91
8/10/2019 11:30	15.82	15.75	15.65	15.83	15.98	15.7	15.91
8/10/2019 11:45	15.83	15.78	15.73	15.84	15.98	15.75	15.92
8/10/2019 12:00	15.84	15.8	15.78	15.84	15.98	15.84	15.92
8/10/2019 12:15	15.84	15.82	15.84	15.85	15.99	15.87	15.92
8/10/2019 12:30	15.85	15.82	15.85	15.85	15.99	15.88	15.93
8/10/2019 12:45	15.85	15.8	15.85	15.85	15.99	15.9	15.93
8/10/2019 13:00	15.86	15.79	15.84	15.84	16	15.88	15.93
8/10/2019 13:15	15.83	15.77	15.84	15.85	16	15.89	15.93
8/10/2019 13:30	15.84	15.77	15.85	15.85	16	15.9	15.93
8/10/2019 13:45	15.83	15.78	15.85	15.84	16	15.88	15.93
8/10/2019 14:00	15.82	15.78	15.85	15.85	16	15.88	15.94
8/10/2019 14:15	15.82	15.79	15.85	15.85	16.02	15.89	15.94
8/10/2019 14:30	15.83	15.78	15.85	15.87	16.06	15.88	15.95
8/10/2019 14:45	15.83	15.79	15.86	15.88	16.18	15.88	15.96
8/10/2019 15:00	15.84	15.8	15.87	15.92	16.36	15.9	15.96
8/10/2019 15:15	15.84	15.82	15.87	15.9	16.49	15.92	15.98
8/10/2019 15:30	15.85	15.83	15.87	15.93	16.61	15.92	15.99
8/10/2019 15:45	15.85	15.83	15.88	15.96	16.67	15.93	16.01
8/10/2019 16:00	15.84	15.83	15.88	15.99	16.7	15.94	16.03
8/10/2019 16:15	15.84	15.83	15.82	16.05	16.7	15.94	16.06
8/10/2019 16:30	15.85	15.83	15.82	16.08	16.68	15.93	16.09
8/10/2019 16:45	15.85	15.84	15.83	16.18	16.66	15.94	16.12
8/10/2019 17:00	15.85	15.84	15.82	16.19	16.67	15.95	16.1
8/10/2019 17:15	15.85	15.83	15.87	16.45	16.72	15.94	16.16
8/10/2019 17:30	15.85	15.83	15.87	16.53	16.82	15.97	16.18
8/10/2019 17:45	15.85	15.83	15.87	16.63	16.86	15.94	16.33
8/10/2019 18:00	15.86	15.83	15.88	16.59	16.85	15.92	16.34
8/10/2019 18:15	15.86	15.83	15.88	16.73	16.84	15.9	16.49
8/10/2019 18:30	15.85	15.83	15.88	16.56	16.84	15.89	16.45
8/10/2019 18:45	15.85	15.82	15.87	16.86	16.85	15.89	16.5
8/10/2019 19:00	15.85	15.82	15.87	16.85	16.86	15.91	16.62
8/10/2019 19:15	15.84	15.82	15.87	16.86	16.86	15.92	16.71
8/10/2019 19:30	15.84	15.82	15.88	16.86	16.87	15.94	16.69
8/10/2019 19:45	15.84	15.83	15.87	16.58	16.85	15.95	16.76
8/10/2019 20:00	15.83	15.82	15.88	16.47	16.82	15.95	16.66
8/10/2019 20:15	15.84	15.82	15.85	16.4	16.82	15.92	16.54
8/10/2019 20:30	15.84	15.82	15.82	16.22	16.76	15.91	16.45
8/10/2019 20:45	15.85	15.82	15.82	15.95	16.69	15.89	16.29
8/10/2019 21:00	15.84	15.82	15.84	15.9	16.58	15.89	16.2
8/10/2019 21:15	15.85	15.82	15.84	15.89	16.47	15.88	16.12

Date Time	K-Plant						
	K-Plant Intake #1 °C	K-Plant Intake #2 °C	EMD Plant Intake °C	Cat Plant Intake °C	K-Plant Discharge °C	EMD Plant Discharge °C	Cat Plant Discharge °C
8/10/2019 21:30	15.85	15.82	15.85	15.9	16.41	15.89	16.06
8/10/2019 21:45	15.83	15.79	15.84	15.96	16.41	15.9	16.04
8/10/2019 22:00	15.83	15.75	15.84	15.98	16.4	15.88	16.04
8/10/2019 22:15	15.82	15.7	15.84	15.94	16.41	15.88	16.03
8/10/2019 22:30	15.82	15.65	15.84	15.85	16.4	15.88	16.01
8/10/2019 22:45	15.81	15.67	15.83	15.85	16.36	15.88	15.99
8/10/2019 23:00	15.82	15.66	15.82	15.87	16.27	15.87	15.97
8/10/2019 23:15	15.82	15.66	15.84	15.91	16.25	15.87	15.98
8/10/2019 23:30	15.82	15.64	15.85	15.88	16.24	15.86	15.98
8/10/2019 23:45	15.82	15.65	15.85	15.91	16.22	15.86	15.98
8/11/2019 0:00	15.83	15.65	15.84	15.95	16.25	15.85	15.98
8/11/2019 0:15	15.82	15.66	15.84	15.94	16.25	15.86	15.99
8/11/2019 0:30	15.83	15.7	15.78	15.94	16.28	15.88	15.99
8/11/2019 0:45	15.82	15.72	15.81	15.95	16.29	15.88	15.99
8/11/2019 1:00	15.82	15.73	15.77	15.92	16.27	15.86	15.99
8/11/2019 1:15	15.81	15.74	15.78	15.9	16.25	15.86	15.98
8/11/2019 1:30	15.81	15.74	15.78	15.91	16.23	15.86	15.98
8/11/2019 1:45	15.81	15.75	15.81	15.91	16.2	15.85	15.97
8/11/2019 2:00	15.81	15.75	15.81	15.9	16.19	15.84	15.97
8/11/2019 2:15	15.8	15.76	15.82	15.88	16.16	15.86	15.96
8/11/2019 2:30	15.81	15.77	15.81	15.91	16.15	15.86	15.96
8/11/2019 2:45	15.82	15.78	15.82	15.93	16.16	15.86	15.97
8/11/2019 3:00	15.83	15.79	15.83	15.95	16.16	15.87	15.99
8/11/2019 3:15	15.82	15.79	15.83	15.95	16.15	15.88	16
8/11/2019 3:30	15.83	15.77	15.83	15.93	16.13	15.88	16
8/11/2019 3:45	15.82	15.77	15.82	15.93	16.13	15.85	15.99
8/11/2019 4:00	15.81	15.75	15.82	15.92	16.12	15.84	15.99
8/11/2019 4:15	15.8	15.71	15.8	15.91	16.11	15.84	15.97
8/11/2019 4:30	15.8	15.72	15.78	15.88	16.11	15.83	15.96
8/11/2019 4:45	15.81	15.74	15.76	15.87	16.12	15.85	15.96
8/11/2019 5:00	15.82	15.73	15.77	15.86	16.13	15.86	15.96
8/11/2019 5:15	15.82	15.7	15.74	15.86	16.13	15.84	15.95
8/11/2019 5:30	15.82	15.72	15.68	15.88	16.13	15.8	15.95
8/11/2019 5:45	15.81	15.73	15.66	15.88	16.12	15.78	15.96
8/11/2019 6:00	15.82	15.71	15.67	15.88	16.12	15.73	15.96
8/11/2019 6:15	15.81	15.69	15.64	15.89	16.11	15.73	15.97
8/11/2019 6:30	15.77	15.68	15.64	15.87	16.1	15.7	15.97
8/11/2019 6:45	15.77	15.68	15.6	15.87	16.08	15.7	15.96
8/11/2019 7:00	15.76	15.67	15.67	15.87	16.07	15.72	15.96
8/11/2019 7:15	15.77	15.67	15.73	15.86	16.06	15.74	15.97
8/11/2019 7:30	15.79	15.69	15.76	15.85	16.05	15.78	15.96
8/11/2019 7:45	15.78	15.7	15.66	15.86	16.05	15.77	15.95
8/11/2019 8:00	15.78	15.71	15.72	15.85	16.04	15.78	15.94
8/11/2019 8:15	15.79	15.72	15.74	15.87	16.04	15.78	15.95

Date Time	K-Plant						
	K-Plant Intake #1 °C	K-Plant Intake #2 °C	EMD Plant Intake °C	Cat Plant Intake °C	Discharge °C	EMD Plant Discharge °C	Cat Plant Discharge °C
8/11/2019 8:30	15.78	15.72	15.72	15.88	16.05	15.8	15.95
8/11/2019 8:45	15.77	15.73	15.75	15.88	16.05	15.81	15.96
8/11/2019 9:00	15.8	15.73	15.78	15.95	16.06	15.82	15.98
8/11/2019 9:15	15.82	15.73	15.76	15.87	16.05	15.83	15.97
8/11/2019 9:30	15.82	15.74	15.78	15.88	16.04	15.82	15.96
8/11/2019 9:45	15.83	15.75	15.82	15.88	16.04	15.83	15.95
8/11/2019 10:00	15.79	15.75	15.78	15.86	16.04	15.82	15.95
8/11/2019 10:15	15.79	15.73	15.78	15.88	16.04	15.84	15.95
8/11/2019 10:30	15.8	15.71	15.78	15.91	16.05	15.84	15.96
8/11/2019 10:45	15.8	15.71	15.77	15.93	16.09	15.84	15.98
8/11/2019 11:00	15.81	15.7	15.79	15.93	16.12	15.83	16
8/11/2019 11:15	15.79	15.7	15.75	15.91	16.14	15.84	15.99
8/11/2019 11:30	15.81	15.71	15.75	15.92	16.2	15.83	15.99
8/11/2019 11:45	15.78	15.71	15.77	15.92	16.33	15.85	15.99
8/11/2019 12:00	15.77	15.73	15.77	15.92	16.41	15.87	15.99
8/11/2019 12:15	15.77	15.74	15.77	15.95	16.43	15.86	16
8/11/2019 12:30	15.8	15.74	15.82	16.34	16.49	15.93	16.05
8/11/2019 12:45	15.83	15.75	15.9	16.57	16.53	15.94	16.12
8/11/2019 13:00	15.85	15.76	15.84	16.02	16.56	15.93	16.2
8/11/2019 13:15	15.84	15.77	15.81	16.53	16.63	15.95	16.26
8/11/2019 13:30	15.82	15.78	15.8	16.62	16.7	15.96	16.35
8/11/2019 13:45	15.8	15.78	15.79	16.64	16.78	15.97	16.39
8/11/2019 14:00	15.85	15.78	15.8	16.73	16.85	15.97	16.48
8/11/2019 14:15	15.84	15.78	16.01	16.77	16.88	16.13	16.57
8/11/2019 14:30	15.86	15.79	15.89	16.7	16.96	16.15	16.64
8/11/2019 14:45	15.95	15.8	15.92	16.71	17.02	16.18	16.68
8/11/2019 15:00	16.19	15.81	15.87	16.78	17.04	16.24	16.71
8/11/2019 15:15	16.28	15.82	15.86	16.71	17.05	16.27	16.74
8/11/2019 15:30	16.06	15.81	15.87	16.86	17.1	16.25	16.73
8/11/2019 15:45	15.94	15.79	15.84	16.97	17.16	16.24	16.84
8/11/2019 16:00	16.34	15.79	16.03	17.01	17.2	16.27	16.88
8/11/2019 16:15	15.97	15.8	15.96	16.99	17.22	16.36	16.91
8/11/2019 16:30	16.13	15.81	15.9	16.93	17.25	16.21	16.92
8/11/2019 16:45	16.11	15.81	15.92	16.88	17.25	16.17	16.9
8/11/2019 17:00	15.97	15.84	15.88	16.97	17.22	16.13	16.91
8/11/2019 17:15	15.96	15.79	15.91	16.93	17.2	16.14	16.93
8/11/2019 17:30	15.93	15.76	15.81	16.85	17.22	16.02	16.91
8/11/2019 17:45	15.98	15.77	15.85	16.86	17.21	15.95	16.89
8/11/2019 18:00	15.93	15.77	15.88	16.78	17.21	15.92	16.82
8/11/2019 18:15	15.89	15.76	15.79	16.74	17.2	15.91	16.74
8/11/2019 18:30	15.87	15.77	15.92	16.81	17.23	15.9	16.68
8/11/2019 18:45	15.84	15.74	15.72	16.9	17.25	15.87	16.65
8/11/2019 19:00	15.85	15.73	15.7	16.89	17.31	15.87	16.62
8/11/2019 19:15	15.79	15.73	15.71	16.98	17.35	15.87	16.56

Date Time	K-Plant						
	K-Plant Intake #1 °C	K-Plant Intake #2 °C	EMD Plant Intake °C	Cat Plant Intake °C	Discharge °C	EMD Plant Discharge °C	Cat Plant Discharge °C
8/11/2019 19:30	15.8	15.73	15.72	17.03	17.37	15.86	16.61
8/11/2019 19:45	15.81	15.73	15.71	17.05	17.38	15.87	16.72
8/11/2019 20:00	15.78	15.72	15.75	16.75	17.35	15.85	16.74
8/11/2019 20:15	15.78	15.72	15.75	17.04	17.31	15.85	16.66
8/11/2019 20:30	15.78	15.72	15.77	16.97	17.28	15.86	16.67
8/11/2019 20:45	15.77	15.71	15.78	16.64	17.26	15.87	16.58
8/11/2019 21:00	15.78	15.71	15.78	16.49	17.25	15.85	16.47
8/11/2019 21:15	15.77	15.71	15.8	16.26	17.24	15.85	16.35
8/11/2019 21:30	15.77	15.71	15.79	16.34	17.22	15.84	16.36
8/11/2019 21:45	15.77	15.72	15.8	16.23	17.21	15.86	16.31
8/11/2019 22:00	15.78	15.72	15.8	16.18	17.18	15.87	16.28
8/11/2019 22:15	15.79	15.73	15.81	16.42	17.11	15.85	16.26
8/11/2019 22:30	15.82	15.73	15.71	16.49	17.08	15.86	16.27
8/11/2019 22:45	15.81	15.72	15.71	16.59	17.06	15.83	16.28
8/11/2019 23:00	15.81	15.71	15.78	16.72	17.02	15.85	16.31
8/11/2019 23:15	15.81	15.7	15.8	16.75	16.97	15.86	16.32
8/11/2019 23:30	15.81	15.71	15.8	16.27	16.95	15.89	16.3
8/11/2019 23:45	15.8	15.71	15.8	16.62	16.97	15.9	16.31
8/12/2019 0:00	15.8	15.71	15.8	16.37	16.97	15.89	16.32
8/12/2019 0:15	15.79	15.72	15.8	16.79	16.91	15.89	16.39
8/12/2019 0:30	15.8	15.74	15.8	16.59	16.86	15.88	16.38
8/12/2019 0:45	15.8	15.76	15.81	16.14	16.83	15.89	16.34
8/12/2019 1:00	15.79	15.75	15.81	16.06	16.82	15.88	16.28
8/12/2019 1:15	15.78	15.7	15.78	16.14	16.81	15.86	16.23
8/12/2019 1:30	15.79	15.64	15.79	16.15	16.81	15.87	16.19
8/12/2019 1:45	15.79	15.63	15.78	16.22	16.8	15.87	16.21
8/12/2019 2:00	15.8	15.63	15.8	16.09	16.79	15.87	16.21
8/12/2019 2:15	15.79	15.65	15.81	16.16	16.77	15.87	16.2
8/12/2019 2:30	15.79	15.67	15.81	16.17	16.73	15.87	16.17
8/12/2019 2:45	15.79	15.69	15.81	16.39	16.71	15.88	16.18
8/12/2019 3:00	15.79	15.73	15.82	16.49	16.7	15.9	16.15
8/12/2019 3:15	15.79	15.75	15.82	16.62	16.69	15.91	16.19
8/12/2019 3:30	15.8	15.76	15.83	16.73	16.69	15.92	16.29
8/12/2019 3:45	15.8	15.76	15.84	16.73	16.69	15.92	16.36
8/12/2019 4:00	15.81	15.77	15.83	16.72	16.69	15.93	16.44
8/12/2019 4:15	15.81	15.78	15.82	16.66	16.68	15.92	16.51
8/12/2019 4:30	15.81	15.78	15.84	16.64	16.69	15.92	16.56
8/12/2019 4:45	15.81	15.78	15.84	16.61	16.68	15.92	16.57
8/12/2019 5:00	15.81	15.78	15.83	16.67	16.69	15.93	16.58
8/12/2019 5:15	15.81	15.77	15.82	16.63	16.68	15.95	16.59
8/12/2019 5:30	15.81	15.77	15.85	16.56	16.67	15.97	16.61
8/12/2019 5:45	15.82	15.76	15.85	16.57	16.66	15.95	16.6
8/12/2019 6:00	15.87	15.76	15.83	16.42	16.64	16	16.56
8/12/2019 6:15	16.06	15.78	15.85	16.48	16.62	16.09	16.53

Date Time	K-Plant						
	K-Plant Intake #1 °C	K-Plant Intake #2 °C	EMD Plant Intake °C	Cat Plant Intake °C	K-Plant Discharge °C	EMD Plant Discharge °C	Cat Plant Discharge °C
8/12/2019 6:30	16.11	15.8	15.89	16.52	16.62	16.15	16.54
8/12/2019 6:45	16.18	15.81	15.9	16.47	16.61	16.14	16.54
8/12/2019 7:00	16.14	15.81	16.02	16.49	16.62	16.2	16.54
8/12/2019 7:15	16.1	15.85	15.9	16.54	16.62	16.23	16.54
8/12/2019 7:30	15.97	15.83	15.84	16.53	16.63	16.04	16.55
8/12/2019 7:45	15.98	15.81	15.86	16.52	16.62	15.99	16.51
8/12/2019 8:00	16.08	15.81	15.86	16.44	16.6	16.05	16.45
8/12/2019 8:15	16	15.79	15.92	16.5	16.6	16	16.47
8/12/2019 8:30	15.96	15.76	15.83	16.43	16.6	15.92	16.51
8/12/2019 8:45	15.91	15.77	15.84	16.38	16.6	15.91	16.44
8/12/2019 9:00	15.88	15.71	15.83	16.43	16.58	15.92	16.43
8/12/2019 9:15	15.82	15.68	15.87	16.49	16.57	15.96	16.42
8/12/2019 9:30	15.82	15.64	15.83	16.38	16.56	15.94	16.44
8/12/2019 9:45	15.89	15.63	15.82	16.52	16.53	15.92	16.45
8/12/2019 10:00	16.01	15.63	15.78	16.49	16.53	15.94	16.43
8/12/2019 10:15	15.82	15.61	15.82	16.36	16.55	15.95	16.37
8/12/2019 10:30	15.96	15.64	15.83	16.33	16.58	15.98	16.34
8/12/2019 10:45	15.91	15.66	16	16.36	16.62	16	16.35
8/12/2019 11:00	15.89	15.63	15.95	16.41	16.66	15.97	16.37
8/12/2019 11:15	15.92	15.68	15.83	16.45	16.68	15.91	16.39
8/12/2019 11:30	15.96	15.71	15.83	16.45	16.71	15.98	16.44
8/12/2019 11:45	15.92	15.71	15.77	16.7	16.73	15.97	16.48
8/12/2019 12:00	15.87	15.6	15.78	16.72	16.75	15.94	16.47
8/12/2019 12:15	15.85	15.64	15.83	16.95	16.79	15.95	16.47
8/12/2019 12:30	15.84	15.62	15.75	16.9	16.88	15.94	16.57
8/12/2019 12:45	15.84	15.57	15.85	16.16	16.91	15.91	16.45
8/12/2019 13:00	15.84	15.59	15.87	16.18	16.97	15.95	16.36
8/12/2019 13:15	15.87	15.64	15.85	16.85	17.01	15.97	16.34
8/12/2019 13:30	15.94	15.69	15.79	17.12	17.06	16.01	16.52
8/12/2019 13:45	15.93	15.72	15.85	17.14	17.09	16	16.58
8/12/2019 14:00	15.88	15.75	15.7	17.2	17.12	16.04	16.69
8/12/2019 14:15	15.87	15.78	15.82	16.91	17.16	16.01	16.7
8/12/2019 14:30	15.9	15.8	15.91	17.01	17.2	16.06	16.62
8/12/2019 14:45	15.93	15.8	15.95	16.77	17.24	16.12	16.74
8/12/2019 15:00	15.96	15.81	15.96	16.94	17.25	16.18	16.77
8/12/2019 15:15	15.97	15.84	15.97	17.25	17.26	16.21	16.82
8/12/2019 15:30	15.99	15.85	15.96	16.94	17.26	16.22	16.91
8/12/2019 15:45	16.02	15.86	15.95	17.24	17.27	16.17	16.94
8/12/2019 16:00	16.09	15.87	15.96	17.26	17.27	16.29	17.01
8/12/2019 16:15	16.09	15.88	15.96	17.35	17.28	16.25	17.11
8/12/2019 16:30	16.08	15.88	16.03	17.35	17.29	16.21	17.15
8/12/2019 16:45	16.15	15.88	16.03	17.36	17.3	16.15	17.17
8/12/2019 17:00	16.31	15.89	16.06	17.41	17.32	16.29	17.19
8/12/2019 17:15	16.34	15.94	15.94	17.39	17.36	16.26	17.25

Date Time	K-Plant						
	K-Plant Intake #1 °C	K-Plant Intake #2 °C	EMD Plant Intake °C	Cat Plant Intake °C	K-Plant Discharge °C	EMD Plant Discharge °C	Cat Plant Discharge °C
8/12/2019 17:30	16.24	15.92	15.92	16.98	17.32	16.17	17.11
8/12/2019 17:45	16.05	15.9	15.99	17.19	17.28	16.24	17.08
8/12/2019 18:00	15.97	15.85	16.01	17.19	17.26	16.21	17.1
8/12/2019 18:15	16.04	15.86	16.04	17	17.25	16.19	17.07
8/12/2019 18:30	16.01	15.86	16.01	16.94	17.25	16.17	17.01
8/12/2019 18:45	16	15.86	15.99	16.99	17.24	16.16	16.99
8/12/2019 19:00	15.94	15.55	15.92	16.99	17.21	16.07	16.96
8/12/2019 19:15	15.93	15.44	15.81	16.42	17.14	15.93	16.85
8/12/2019 19:30	15.88	15.49	15.8	16.33	17.13	15.9	16.64
8/12/2019 19:45	15.86	15.6	15.59	16.24	17.11	15.87	16.54
8/12/2019 20:00	15.82	15.66	15.65	16.25	17.05	15.83	16.48
8/12/2019 20:15	15.8	15.65	15.53	16.18	16.98	15.76	16.38
8/12/2019 20:30	15.77	15.63	15.73	16.19	16.95	15.84	16.34
8/12/2019 20:45	15.75	15.65	15.73	16.21	16.93	15.85	16.3
8/12/2019 21:00	15.77	15.66	15.76	16.31	16.87	15.9	16.31
8/12/2019 21:15	15.78	15.66	15.81	16.39	16.9	15.89	16.34
8/12/2019 21:30	15.8	15.74	16.06	16.38	16.95	16.05	16.37
8/12/2019 21:45	15.89	15.8	16.02	16.93	16.98	16.22	16.4
8/12/2019 22:00	16.18	15.87	16.07	16.97	16.97	16.29	16.64
8/12/2019 22:15	16.06	15.84	15.8	16.88	16.96	16.12	16.75
8/12/2019 22:30	16.04	15.83	15.8	16.81	16.95	15.87	16.79
8/12/2019 22:45	16.01	15.82	15.95	16.93	16.95	15.92	16.81
8/12/2019 23:00	15.96	15.81	15.85	16.98	16.95	15.93	16.9
8/12/2019 23:15	16.06	15.83	15.97	16.97	16.96	15.94	16.91
8/12/2019 23:30	15.99	15.75	15.91	17.01	16.97	15.99	16.93
8/12/2019 23:45	15.94	15.67	15.92	16.88	16.98	16.19	16.98
8/13/2019 0:00	16.05	15.83	15.99	16.88	16.97	16.28	16.92
8/13/2019 0:15	16.13	15.86	16.16	16.85	16.97	16.21	16.92
8/13/2019 0:30	16.29	15.91	16.21	16.85	16.96	16.3	16.92
8/13/2019 0:45	16.49	15.98	16.19	16.88	16.96	16.32	16.93
8/13/2019 1:00	16.6	16.04	16.29	16.88	16.96	16.42	16.94
8/13/2019 1:15	16.71	16.13	16.35	16.88	16.94	16.46	16.94
8/13/2019 1:30	16.64	16.19	16.42	16.9	16.94	16.46	16.94
8/13/2019 1:45	16.69	16.2	16.41	16.89	16.94	16.47	16.95
8/13/2019 2:00	16.71	16.21	16.43	16.9	16.93	16.48	16.95
8/13/2019 2:15	16.69	16.17	16.54	16.89	16.93	16.43	16.95
8/13/2019 2:30	16.66	16.11	16.38	16.85	16.93	16.42	16.94
8/13/2019 2:45	16.63	16.06	16.41	16.84	16.92	16.39	16.92
8/13/2019 3:00	16.47	16.01	16.26	16.84	16.92	16.35	16.91
8/13/2019 3:15	16.47	15.97	16.12	16.8	16.91	16.32	16.91
8/13/2019 3:30	16.41	15.92	16.04	16.78	16.9	16.16	16.88
8/13/2019 3:45	16.27	15.84	16.02	16.79	16.88	16.1	16.86
8/13/2019 4:00	16.29	15.83	16.01	16.75	16.86	16.17	16.85
8/13/2019 4:15	16.23	15.77	16.06	16.72	16.84	16.14	16.83



Date Time	K-Plant						
	K-Plant Intake #1 °C	K-Plant Intake #2 °C	EMD Plant Intake °C	Cat Plant Intake °C	K-Plant Discharge °C	EMD Plant Discharge °C	Cat Plant Discharge °C
8/13/2019 4:30	16.01	15.76	16.03	16.71	16.81	16.12	16.81
8/13/2019 4:45	16.24	15.78	15.96	16.67	16.79	16.04	16.79
8/13/2019 5:00	16.18	15.79	15.92	16.67	16.78	16.05	16.77
8/13/2019 5:15	16.04	15.79	15.93	16.66	16.77	16.03	16.76
8/13/2019 5:30	16.01	15.76	15.89	16.64	16.75	16.02	16.75
8/13/2019 5:45	16.02	15.77	15.87	16.63	16.73	16.03	16.73
8/13/2019 6:00	16.05	15.77	15.91	16.63	16.73	16.03	16.72
8/13/2019 6:15	16.02	15.76	15.92	16.6	16.71	16.01	16.71
8/13/2019 6:30	16.02	15.75	15.91	16.62	16.7	15.94	16.7
8/13/2019 6:45	16	15.74	15.82	16.59	16.69	15.99	16.69
8/13/2019 7:00	15.98	15.57	15.8	16.58	16.67	15.95	16.68
8/13/2019 7:15	15.97	15.43	15.83	16.57	16.66	15.95	16.66
8/13/2019 7:30	15.95	15.43	15.79	16.56	16.65	15.93	16.65
8/13/2019 7:45	15.89	15.3	15.8	16.55	16.64	15.88	16.64
8/13/2019 8:00	15.81	15.27	15.78	16.55	16.63	15.8	16.62
8/13/2019 8:15	15.78	15.29	15.88	16.54	16.62	15.81	16.61
8/13/2019 8:30	15.76	15.29	15.86	16.51	16.61	15.84	16.61
8/13/2019 8:45	15.81	15.31	15.74	16.53	16.6	15.82	16.61
8/13/2019 9:00	15.73	15.34	15.74	16.51	16.59	15.81	16.6
8/13/2019 9:15	15.78	15.39	15.77	16.5	16.58	15.82	16.59
8/13/2019 9:30	15.89	15.5	15.72	16.48	16.57	15.85	16.59
8/13/2019 9:45	15.91	15.56	15.61	16.46	16.57	15.85	16.57
8/13/2019 10:00	15.91	15.58	15.47	16.48	16.56	15.9	16.56
8/13/2019 10:15	15.94	15.61	15.5	16.47	16.56	15.95	16.56
8/13/2019 10:30	16.07	15.63	15.68	16.46	16.55	16.04	16.55
8/13/2019 10:45	16.14	15.65	15.62	16.45	16.55	16.08	16.56
8/13/2019 11:00	16.08	15.66	15.55	16.48	16.55	16	16.54
8/13/2019 11:15	16.05	15.66	15.56	16.48	16.55	15.96	16.55
8/13/2019 11:30	16.29	15.7	15.94	16.48	16.56	15.99	16.55
8/13/2019 11:45	16.3	15.72	16.09	16.48	16.56	16.12	16.55
8/13/2019 12:00	16.3	15.78	16.07	16.48	16.57	16.15	16.55
8/13/2019 12:15	16.26	15.8	16.04	16.48	16.57	16.14	16.56
8/13/2019 12:30	16.15	15.77	15.97	16.48	16.58	16.14	16.55
8/13/2019 12:45	16.24	15.8	15.98	16.49	16.57	16.1	16.55
8/13/2019 13:00	16.27	15.77	16.05	16.5	16.58	16.12	16.56
8/13/2019 13:15	16.34	15.84	16.04	16.5	16.59	16.15	16.57
8/13/2019 13:30	16.33	15.84	15.99	16.52	16.6	16.14	16.58
8/13/2019 13:45	16.35	15.8	15.98	16.55	16.6	16.14	16.59
8/13/2019 14:00	16.38	15.82	16.05	16.56	16.61	16.14	16.6
8/13/2019 14:15	16.44	15.86	16.41	16.55	16.63	16.19	16.62
8/13/2019 14:30	16.45	15.89	16.45	16.59	16.64	16.27	16.63
8/13/2019 14:45	16.44	15.94	16.47	16.64	16.68	16.33	16.65
8/13/2019 15:00	16.48	16.21	16.42	16.63	16.75	16.42	16.67
8/13/2019 15:15	16.48	16.02	16.51	16.81	16.82	16.49	16.69

Date Time	K-Plant						
	K-Plant Intake #1 °C	K-Plant Intake #2 °C	EMD Plant Intake °C	Cat Plant Intake °C	K-Plant Discharge °C	EMD Plant Discharge °C	Cat Plant Discharge °C
8/13/2019 15:30	16.47	16.18	16.54	16.75	16.88	16.54	16.73
8/13/2019 15:45	16.5	16.23	16.56	16.96	16.92	16.55	16.79
8/13/2019 16:00	16.51	16.25	16.58	16.97	16.96	16.57	16.84
8/13/2019 16:15	16.53	16.26	16.6	16.98	16.97	16.57	16.87
8/13/2019 16:30	16.54	16.29	16.58	16.97	16.97	16.58	16.94
8/13/2019 16:45	16.54	16.31	16.59	16.97	16.97	16.57	16.96
8/13/2019 17:00	16.54	16.36	16.58	16.94	16.96	16.53	16.98
8/13/2019 17:15	16.56	16.4	16.47	16.9	16.96	16.53	16.96
8/13/2019 17:30	16.55	16.34	16.47	16.89	16.97	16.51	16.95
8/13/2019 17:45	16.55	16.33	16.56	16.87	16.97	16.49	16.94
8/13/2019 18:00	16.54	16.33	16.44	16.88	16.96	16.47	16.94
8/13/2019 18:15	16.51	15.66	16.04	16.68	16.95	16.22	16.93
8/13/2019 18:30	16.26	15.36	15.73	16.85	16.93	16.03	16.82
8/13/2019 18:45	16.31	15.31	16.04	16.86	16.93	16.01	16.86
8/13/2019 19:00	16.24	15.35	15.87	16.79	16.92	16.13	16.83
8/13/2019 19:15	16.18	15.39	15.5	16.63	16.91	15.84	16.78
8/13/2019 19:30	15.95	15.34	15.55	16.63	16.89	15.84	16.74
8/13/2019 19:45	15.96	15.35	15.64	16.54	16.88	15.93	16.72
8/13/2019 20:00	15.9	15.32	15.76	16.7	16.86	15.92	16.69
8/13/2019 20:15	15.78	15.31	15.46	16.55	16.84	15.82	16.68
8/13/2019 20:30	15.82	15.3	15.7	16.54	16.82	15.85	16.62
8/13/2019 20:45	15.78	15.31	15.67	16.54	16.81	15.83	16.61
8/13/2019 21:00	15.7	15.34	15.5	16.57	16.79	15.77	16.59
8/13/2019 21:15	15.62	15.34	15.3	16.5	16.78	15.69	16.56
8/13/2019 21:30	15.55	15.3	15.32	16.4	16.75	15.56	16.49
8/13/2019 21:45	15.46	15.22	15.15	16.06	16.73	15.49	16.4
8/13/2019 22:00	15.48	15.11	15.44	16.47	16.71	15.63	16.32
8/13/2019 22:15	15.71	15.12	15.36	16.33	16.7	15.59	16.38
8/13/2019 22:30	15.68	15.25	15.58	16.28	16.69	15.72	16.31
8/13/2019 22:45	15.64	15.18	15.43	16.27	16.68	15.65	16.33
8/13/2019 23:00	15.52	15.09	15.42	16.47	16.66	15.63	16.37
8/13/2019 23:15	15.51	15.05	15.35	16.45	16.63	15.67	16.38
8/13/2019 23:30	15.56	15.08	15.53	16.34	16.6	15.75	16.38
8/13/2019 23:45	15.57	15.18	15.5	16.15	16.58	15.66	16.29
8/14/2019 0:00	15.55	15.25	15.64	16.05	16.55	15.71	16.22
8/14/2019 0:15	15.57	15.29	15.64	16.26	16.54	15.77	16.18
8/14/2019 0:30	15.61	15.31	15.63	16.25	16.53	15.81	16.19
8/14/2019 0:45	15.67	15.39	15.75	16.12	16.51	15.86	16.21
8/14/2019 1:00	15.69	15.46	15.75	16.06	16.5	15.8	16.2
8/14/2019 1:15	15.71	15.53	15.72	16.31	16.48	15.81	16.22
8/14/2019 1:30	15.72	15.57	15.72	16.33	16.46	15.82	16.28
8/14/2019 1:45	15.74	15.59	15.73	16.27	16.45	15.81	16.26
8/14/2019 2:00	15.77	15.65	15.81	16.28	16.44	15.9	16.29
8/14/2019 2:15	15.79	15.67	15.75	16.29	16.42	15.83	16.31

Date Time	K-Plant						
	K-Plant Intake #1 °C	K-Plant Intake #2 °C	EMD Plant Intake °C	Cat Plant Intake °C	K-Plant Discharge °C	EMD Plant Discharge °C	Cat Plant Discharge °C
8/14/2019 2:30	15.81	15.69	15.76	16.21	16.41	15.83	16.32
8/14/2019 2:45	15.83	15.72	15.76	16.23	16.4	15.84	16.3
8/14/2019 3:00	15.84	15.74	15.79	16.17	16.38	15.84	16.28
8/14/2019 3:15	15.85	15.77	15.84	16.2	16.36	15.87	16.27
8/14/2019 3:30	15.89	15.79	15.87	16.18	16.35	15.89	16.27
8/14/2019 3:45	15.95	15.8	15.9	16.15	16.35	15.91	16.26
8/14/2019 4:00	15.98	15.81	15.96	16.14	16.34	15.95	16.25
8/14/2019 4:15	16.02	15.83	15.93	16.16	16.34	15.97	16.23
8/14/2019 4:30	16.09	15.85	15.95	16.14	16.33	15.98	16.23
8/14/2019 4:45	16.11	15.87	15.96	16.17	16.32	16.01	16.24
8/14/2019 5:00	16.15	15.91	15.98	16.16	16.31	16.02	16.24
8/14/2019 5:15	16.12	15.89	16.05	16.2	16.3	16.01	16.24
8/14/2019 5:30	16.15	15.91	16.02	16.18	16.29	16.04	16.24
8/14/2019 5:45	16.15	15.89	15.98	16.17	16.28	16.03	16.24
8/14/2019 6:00	16.14	15.96	15.99	16.18	16.28	16.01	16.25
8/14/2019 6:15	16.14	15.99	16	16.16	16.28	16.02	16.24
8/14/2019 6:30	16.13	16.02	15.94	16.17	16.28	16.04	16.24
8/14/2019 6:45	16.13	15.97	15.96	16.18	16.27	16.04	16.25
8/14/2019 7:00	16.13	15.98	15.96	16.18	16.27	16.05	16.26
8/14/2019 7:15	16.07	15.98	15.97	16.18	16.27	16.03	16.25
8/14/2019 7:30	16.12	16	16.02	16.19	16.27	16.02	16.26
8/14/2019 7:45	16.11	16	16.01	16.19	16.27	16.05	16.26
8/14/2019 8:00	16.11	15.99	16.04	16.19	16.26	16.05	16.26
8/14/2019 8:15	16.11	15.98	16.04	16.19	16.27	16.05	16.27
8/14/2019 8:30	16.06	15.97	16.09	16.2	16.28	16.07	16.27
8/14/2019 8:45	16.09	15.97	16.1	16.21	16.28	16.06	16.27
8/14/2019 9:00	16.05	15.95	15.99	16.2	16.28	16.04	16.28
8/14/2019 9:15	16.03	15.89	15.94	16.21	16.28	16	16.27
8/14/2019 9:30	15.97	15.87	15.93	16.22	16.27	16.01	16.27
8/14/2019 9:45	16.06	15.87	15.98	16.22	16.28	16.04	16.28
8/14/2019 10:00	16.06	15.86	16.07	16.24	16.28	16.04	16.28
8/14/2019 10:15	16.11	15.74	15.91	16.24	16.29	16.05	16.29
8/14/2019 10:30	16.12	15.78	16.09	16.24	16.29	16.09	16.29
8/14/2019 10:45	16.14	15.85	16	16.35	16.31	16.09	16.31
8/14/2019 11:00	16.15	15.89	16.13	16.3	16.32	16.13	16.47
8/14/2019 11:15	16.16	15.92	16.14	16.24	16.34	16.15	17.18
8/14/2019 11:30	16.1	15.93	16.17	16.23	16.35	16.15	18.59
8/14/2019 11:45	16.04	15.91	16.16	16.27	16.37	16.14	20.96
8/14/2019 12:00	16.04	15.9	15.99	16.25	16.38	16.13	17.9
8/14/2019 12:15	16.04	15.9	16.13	16.23	16.38	16.12	16.38
8/14/2019 12:30	16.05	15.92	16.09	16.24	16.38	16.11	16.34
8/14/2019 12:45	16.12	15.94	16.17	16.3	16.4	16.15	16.34
8/14/2019 13:00	16.12	15.95	16.08	16.25	16.41	16.16	16.35
8/14/2019 13:15	16.11	15.95	16.19	16.26	16.43	16.18	16.35

Date Time	K-Plant						
	K-Plant Intake #1 °C	K-Plant Intake #2 °C	EMD Plant Intake °C	Cat Plant Intake °C	Discharge °C	EMD Plant Discharge °C	Cat Plant Discharge °C
8/14/2019 13:30	16.15	15.99	16.2	16.41	16.45	16.19	16.36
8/14/2019 13:45	16.16	16.01	16.2	16.45	16.47	16.21	16.4
8/14/2019 14:00	16.15	16.02	16.24	16.46	16.48	16.22	16.44
8/14/2019 14:15	16.19	16.07	16.21	16.48	16.48	16.22	16.47
8/14/2019 14:30	16.21	16.14	16.25	16.49	16.5	16.24	16.49
8/14/2019 14:45	16.22	16.16	16.25	16.45	16.53	16.26	16.51
8/14/2019 15:00	16.25	16.18	16.27	16.47	16.56	16.26	16.52
8/14/2019 15:15	16.25	16.18	16.25	16.49	16.56	16.27	16.53
8/14/2019 15:30	16.26	16.18	16.29	16.48	16.58	16.28	16.55
8/14/2019 15:45	16.28	16.2	16.29	16.47	16.59	16.3	16.55
8/14/2019 16:00	16.3	16.21	16.28	16.46	16.6	16.29	16.55
8/14/2019 16:15	16.31	16.23	16.28	16.42	16.63	16.29	16.54
8/14/2019 16:30	16.31	16.22	16.27	16.45	16.64	16.32	16.53
8/14/2019 16:45	16.3	16.22	16.27	16.48	16.63	16.33	16.53
8/14/2019 17:00	16.29	16.19	16.29	16.51	16.63	16.36	16.56
8/14/2019 17:15	16.31	16.13	16.3	16.57	16.63	16.39	16.58
8/14/2019 17:30	16.33	15.99	16.15	16.61	16.63	16.3	16.6
8/14/2019 17:45	16.34	15.84	16.25	16.6	16.65	16.21	16.63
8/14/2019 18:00	16.33	15.97	16.28	16.61	16.64	16.25	16.64
8/14/2019 18:15	16.42	16.04	16.29	16.61	16.64	16.25	16.66
8/14/2019 18:30	16.42	16.08	16.33	16.61	16.64	16.27	16.66
8/14/2019 18:45	16.44	16.05	16.37	16.59	16.66	16.3	16.67
8/14/2019 19:00	16.41	16.02	16.27	16.6	16.66	16.36	16.67
8/14/2019 19:15	16.42	16.11	16.29	16.61	16.66	16.36	16.68
8/14/2019 19:30	16.49	16.2	16.39	16.6	16.66	16.41	16.69
8/14/2019 19:45	16.46	16.25	16.28	16.6	16.66	16.43	16.68
8/14/2019 20:00	16.47	16.28	16.22	16.58	16.65	16.38	16.68
8/14/2019 20:15	16.38	16.27	16.21	16.59	16.65	16.27	16.67
8/14/2019 20:30	16.29	16.23	16.19	16.59	16.64	16.24	16.67
8/14/2019 20:45	16.29	15.99	16.21	16.6	16.65	16.21	16.68
8/14/2019 21:00	16.21	15.63	16.22	16.59	16.64	16.14	16.68
8/14/2019 21:15	16.14	15.23	16.2	16.56	16.63	15.98	16.66
8/14/2019 21:30	16.07	15.38	15.93	16.59	16.62	15.94	16.6
8/14/2019 21:45	15.84	15.44	15.91	16.51	16.59	15.9	16.6
8/14/2019 22:00	15.83	15.49	15.69	16.22	16.58	15.86	16.51
8/14/2019 22:15	15.8	15.41	15.71	16.22	16.59	15.9	16.42
8/14/2019 22:30	15.94	15.56	15.78	16.21	16.57	15.91	16.37
8/14/2019 22:45	15.86	15.66	15.86	16.27	16.59	16.1	16.36
8/14/2019 23:00	15.8	15.72	15.97	16.31	16.6	16.14	16.39
8/14/2019 23:15	15.84	15.69	15.9	16.45	16.61	16.06	16.41
8/14/2019 23:30	15.86	15.75	15.96	16.39	16.59	16.08	16.42
8/14/2019 23:45	15.91	15.76	15.98	16.26	16.58	16.11	16.41
8/15/2019 0:00	15.98	15.82	16.03	16.26	16.58	16.12	16.38
8/15/2019 0:15	16.02	15.92	16.03	16.24	16.57	16.13	16.37

Date Time	K-Plant						
	K-Plant Intake #1 °C	K-Plant Intake #2 °C	EMD Plant Intake °C	Cat Plant Intake °C	K-Plant Discharge °C	EMD Plant Discharge °C	Cat Plant Discharge °C
8/15/2019 0:30	16.04	15.94	16.08	16.22	16.57	16.15	16.35
8/15/2019 0:45	16.09	15.95	16.12	16.25	16.57	16.19	16.34
8/15/2019 1:00	16.09	15.92	16.13	16.29	16.56	16.2	16.35
8/15/2019 1:15	16.07	15.94	16.18	16.32	16.55	16.24	16.38
8/15/2019 1:30	16.11	16.04	16.16	16.29	16.53	16.24	16.39
8/15/2019 1:45	16.11	16.08	16.18	16.24	16.53	16.29	16.37
8/15/2019 2:00	16.16	16.08	16.15	16.42	16.53	16.26	16.38
8/15/2019 2:15	16.16	16.09	16.19	16.38	16.53	16.24	16.42
8/15/2019 2:30	16.28	16.12	16.12	16.46	16.53	16.22	16.45
8/15/2019 2:45	16.33	16.13	16.16	16.45	16.52	16.19	16.48
8/15/2019 3:00	16.3	16.13	16.18	16.44	16.52	16.19	16.5
8/15/2019 3:15	16.38	16.13	16.19	16.45	16.52	16.18	16.51
8/15/2019 3:30	16.4	16.12	16.27	16.45	16.51	16.24	16.52
8/15/2019 3:45	16.33	16.09	16.25	16.44	16.51	16.24	16.52
8/15/2019 4:00	16.4	16.09	16.31	16.45	16.51	16.25	16.52
8/15/2019 4:15	16.41	16.14	16.23	16.45	16.51	16.26	16.52
8/15/2019 4:30	16.4	16.34	16.32	16.44	16.51	16.3	16.53
8/15/2019 4:45	16.4	16.36	16.28	16.44	16.5	16.32	16.53
8/15/2019 5:00	16.39	16.37	16.28	16.43	16.5	16.34	16.52
8/15/2019 5:15	16.39	16.35	16.24	16.42	16.5	16.32	16.51
8/15/2019 5:30	16.37	16.3	16.19	16.42	16.5	16.27	16.5
8/15/2019 5:45	16.32	16.25	16.22	16.41	16.5	16.23	16.5
8/15/2019 6:00	16.36	16.22	16.21	16.4	16.5	16.2	16.5
8/15/2019 6:15	16.32	16.19	16.19	16.4	16.5	16.19	16.49
8/15/2019 6:30	16.33	16.15	16.18	16.39	16.49	16.19	16.48
8/15/2019 6:45	16.34	16.14	16.19	16.38	16.49	16.17	16.47
8/15/2019 7:00	16.32	16.02	16.15	16.38	16.48	16.16	16.47
8/15/2019 7:15	16.32	15.94	16.09	16.37	16.47	16.08	16.47
8/15/2019 7:30	16.32	15.98	16.03	16.36	16.47	16.08	16.46
8/15/2019 7:45	16.33	15.99	16.08	16.36	16.46	16.08	16.45
8/15/2019 8:00	16.32	15.99	16.04	16.34	16.46	16.12	16.44
8/15/2019 8:15	16.32	16.04	16.11	16.35	16.46	16.16	16.44
8/15/2019 8:30	16.32	16.1	16.09	16.35	16.46	16.23	16.44
8/15/2019 8:45	16.32	16.11	16.06	16.32	16.45	16.26	16.43
8/15/2019 9:00	16.3	16.1	16.15	16.33	16.45	16.29	16.42
8/15/2019 9:15	16.26	16.06	15.94	16.32	16.46	16.19	16.42
8/15/2019 9:30	16.25	15.99	15.95	16.33	16.45	16.14	16.42
8/15/2019 9:45	16.26	15.95	16.04	16.31	16.44	16.12	16.41
8/15/2019 10:00	16.26	15.94	15.96	16.32	16.44	16.12	16.41
8/15/2019 10:15	16.26	15.94	15.87	16.32	16.44	16.1	16.41
8/15/2019 10:30	16.25	15.87	15.92	16.33	16.45	16.1	16.41
8/15/2019 10:45	16.28	15.83	16.2	16.33	16.44	16.19	16.42
8/15/2019 11:00	16.29	15.91	16.29	16.34	16.44	16.23	16.42
8/15/2019 11:15	16.26	15.91	16.27	16.34	16.44	16.22	16.42

Date Time	K-Plant						
	K-Plant Intake #1 °C	K-Plant Intake #2 °C	EMD Plant Intake °C	Cat Plant Intake °C	K-Plant Discharge °C	EMD Plant Discharge °C	Cat Plant Discharge °C
8/15/2019 11:30	16.3	16.02	16.24	16.35	16.44	16.24	16.42
8/15/2019 11:45	16.33	16	16.24	16.36	16.44	16.22	16.44
8/15/2019 12:00	16.29	16.03	16.14	16.36	16.45	16.23	16.44
8/15/2019 12:15	16.32	16.14	16.14	16.38	16.46	16.24	16.45
8/15/2019 12:30	16.33	16.23	16.15	16.4	16.46	16.24	16.46
8/15/2019 12:45	16.33	16.28	16.17	16.41	16.49	16.24	16.48
8/15/2019 13:00	16.32	16.28	16.24	16.42	16.5	16.25	16.49
8/15/2019 13:15	16.32	16.29	16.23	16.45	16.51	16.27	16.51
8/15/2019 13:30	16.34	16.31	16.36	16.47	16.53	16.33	16.53
8/15/2019 13:45	16.35	16.32	16.35	16.48	16.53	16.36	16.54
8/15/2019 14:00	16.37	16.27	16.37	16.51	16.53	16.38	16.55
8/15/2019 14:15	16.37	16.22	16.37	16.53	16.53	16.4	16.56
8/15/2019 14:30	16.35	16.2	16.38	16.53	16.53	16.4	16.57
8/15/2019 14:45	16.3	16.15	16.38	16.53	16.53	16.41	16.58
8/15/2019 15:00	16.4	16.16	16.33	16.52	16.54	16.35	16.59
8/15/2019 15:15	16.37	16.19	16.37	16.51	16.56	16.4	16.59
8/15/2019 15:30	16.39	16.22	16.38	16.52	16.57	16.39	16.57
8/15/2019 15:45	16.4	16.14	16.39	16.52	16.58	16.4	16.58
8/15/2019 16:00	16.38	16.13	16.32	16.54	16.59	16.38	16.59
8/15/2019 16:15	16.4	16.12	16.4	16.53	16.58	16.4	16.6
8/15/2019 16:30	16.37	16.1	16.4	16.57	16.58	16.37	16.59
8/15/2019 16:45	16.4	16.04	16.22	16.53	16.58	16.35	16.6
8/15/2019 17:00	16.44	15.96	16.25	16.54	16.58	16.37	16.58
8/15/2019 17:15	16.38	15.97	16.29	16.57	16.59	16.37	16.56
8/15/2019 17:30	16.33	15.95	16.34	16.51	16.59	16.35	16.56
8/15/2019 17:45	16.33	15.91	16.41	16.47	16.58	16.36	16.56
8/15/2019 18:00	16.33	15.96	16.4	16.49	16.58	16.36	16.56
8/15/2019 18:15	16.37	16.02	16.18	16.48	16.59	16.35	16.56
8/15/2019 18:30	16.34	16.02	16.33	16.5	16.59	16.38	16.57
8/15/2019 18:45	16.31	15.99	16.31	16.56	16.59	16.39	16.58
8/15/2019 19:00	16.38	16.04	16.38	16.57	16.6	16.41	16.61
8/15/2019 19:15	16.42	16.1	16.31	16.58	16.6	16.37	16.61
8/15/2019 19:30	16.43	16.13	16.29	16.55	16.6	16.38	16.6
8/15/2019 19:45	16.3	16.11	16.28	16.55	16.59	16.37	16.59
8/15/2019 20:00	16.25	16.08	16.29	16.45	16.59	16.37	16.57
8/15/2019 20:15	16.24	16.09	16.21	16.45	16.59	16.28	16.55
8/15/2019 20:30	16.26	16.15	16.2	16.45	16.6	16.26	16.55
8/15/2019 20:45	16.25	16.17	16.14	16.39	16.59	16.26	16.53
8/15/2019 21:00	16.26	16.18	16.19	16.35	16.59	16.3	16.5
8/15/2019 21:15	16.29	16.2	16.23	16.46	16.57	16.34	16.48
8/15/2019 21:30	16.34	16.26	16.36	16.5	16.55	16.41	16.54
8/15/2019 21:45	16.32	16.31	16.37	16.47	16.54	16.42	16.58
8/15/2019 22:00	16.28	16.28	16.31	16.43	16.53	16.39	16.56
8/15/2019 22:15	16.29	16.23	16.31	16.44	16.51	16.33	16.54

Date Time	K-Plant						
	K-Plant Intake #1 °C	K-Plant Intake #2 °C	EMD Plant Intake °C	Cat Plant Intake °C	K-Plant Discharge °C	EMD Plant Discharge °C	Cat Plant Discharge °C
8/15/2019 22:30	16.28	16.22	16.38	16.48	16.51	16.32	16.53
8/15/2019 22:45	16.28	16.19	16.4	16.43	16.5	16.37	16.53
8/15/2019 23:00	16.3	16.16	16.42	16.44	16.51	16.34	16.52
8/15/2019 23:15	16.34	16.19	16.08	16.54	16.54	16.29	16.53
8/15/2019 23:30	16.37	16.23	16.16	16.51	16.56	16.24	16.56
8/15/2019 23:45	16.38	16.3	16.23	16.51	16.57	16.29	16.57
8/16/2019 0:00	16.39	16.32	16.29	16.53	16.57	16.3	16.59
8/16/2019 0:15	16.41	16.34	16.3	16.53	16.57	16.36	16.6
8/16/2019 0:30	16.39	16.36	16.43	16.49	16.57	16.48	16.59
8/16/2019 0:45	16.41	16.35	16.25	16.48	16.57	16.43	16.58
8/16/2019 1:00	16.41	16.34	16.36	16.51	16.57	16.39	16.57
8/16/2019 1:15	16.43	16.37	16.45	16.5	16.58	16.42	16.59
8/16/2019 1:30	16.43	16.4	16.45	16.49	16.59	16.44	16.58
8/16/2019 1:45	16.44	16.4	16.51	16.5	16.59	16.47	16.57
8/16/2019 2:00	16.42	16.38	16.43	16.5	16.59	16.47	16.57
8/16/2019 2:15	16.42	16.38	16.45	16.49	16.59	16.49	16.58
8/16/2019 2:30	16.42	16.36	16.51	16.49	16.59	16.53	16.57
8/16/2019 2:45	16.42	16.37	16.49	16.48	16.58	16.53	16.57
8/16/2019 3:00	16.42	16.36	16.41	16.47	16.57	16.5	16.57
8/16/2019 3:15	16.39	16.32	16.29	16.46	16.56	16.46	16.56
8/16/2019 3:30	16.34	16.27	16.04	16.42	16.54	16.36	16.54
8/16/2019 3:45	16.35	16.26	16.16	16.39	16.53	16.26	16.52
8/16/2019 4:00	16.34	16.28	16.26	16.36	16.51	16.32	16.49
8/16/2019 4:15	16.34	16.28	16.2	16.34	16.5	16.26	16.47
8/16/2019 4:30	16.32	16.24	16.11	16.34	16.48	16.15	16.45
8/16/2019 4:45	16.28	16.22	16.08	16.32	16.46	16.11	16.44
8/16/2019 5:00	16.27	16.19	16.09	16.3	16.43	16.12	16.43
8/16/2019 5:15	16.24	16.18	16.11	16.29	16.4	16.12	16.41
8/16/2019 5:30	16.23	16.14	16.06	16.27	16.37	16.14	16.4
8/16/2019 5:45	16.22	16.15	16.08	16.26	16.35	16.19	16.38
8/16/2019 6:00	16.22	16.15	16.17	16.25	16.35	16.2	16.36
8/16/2019 6:15	16.21	16.14	16.2	16.24	16.34	16.22	16.35
8/16/2019 6:30	16.19	16.13	16.21	16.22	16.32	16.21	16.34
8/16/2019 6:45	16.19	16.11	16.21	16.21	16.32	16.23	16.33
8/16/2019 7:00	16.16	16.11	16.18	16.18	16.31	16.22	16.31
8/16/2019 7:15	16.15	16.12	16.15	16.17	16.29	16.18	16.29
8/16/2019 7:30	16.15	16.1	16.15	16.16	16.28	16.18	16.28
8/16/2019 7:45	16.12	16.09	16.16	16.13	16.27	16.21	16.26
8/16/2019 8:00	16.11	16.09	16.14	16.13	16.26	16.19	16.24
8/16/2019 8:15	16.1	16.06	16.12	16.12	16.25	16.19	16.24
8/16/2019 8:30	16.1	16.07	16.12	16.12	16.24	16.19	16.23
8/16/2019 8:45	16.11	16.07	16.13	16.11	16.23	16.19	16.22
8/16/2019 9:00	16.09	16.06	16.11	16.09	16.23	16.17	16.21
8/16/2019 9:15	16.09	16.06	16.1	16.08	16.22	16.17	16.2

Date Time	K-Plant						
	K-Plant Intake #1 °C	K-Plant Intake #2 °C	EMD Plant Intake °C	Cat Plant Intake °C	K-Plant Discharge °C	EMD Plant Discharge °C	Cat Plant Discharge °C
8/16/2019 9:30	16.07	16.02	16.09	16.08	16.21	16.16	16.2
8/16/2019 9:45	16.05	15.99	16.07	16.08	16.21	16.13	16.19
8/16/2019 10:00	16.03	15.95	16.09	16.08	16.19	16.16	16.19
8/16/2019 10:15	16.05	15.95	16.12	16.08	16.19	16.16	16.18
8/16/2019 10:30	16.04	15.96	16.09	16.09	16.19	16.15	16.18
8/16/2019 10:45	16.05	15.99	16.11	16.09	16.19	16.16	16.18
8/16/2019 11:00	16.05	15.99	16.09	16.09	16.19	16.14	16.19
8/16/2019 11:15	16.02	15.96	16.09	16.08	16.19	16.14	16.18
8/16/2019 11:30	16.02	15.95	16.06	16.06	16.18	16.12	16.17
8/16/2019 11:45	16.01	15.93	16.06	16.06	16.18	16.13	16.16
8/16/2019 12:00	16.01	15.94	16.05	16.07	16.17	16.12	16.17
8/16/2019 12:15	16.02	15.96	16.05	16.07	16.17	16.12	16.17
8/16/2019 12:30	16.01	15.95	16.07	16.06	16.17	16.11	16.17
8/16/2019 12:45	16	15.93	16.02	16.06	16.16	16.09	16.16
8/16/2019 13:00	16	15.92	16.04	16.04	16.16	16.1	16.15
8/16/2019 13:15	16	15.94	16.03	16.04	16.15	16.08	16.14
8/16/2019 13:30	16	15.95	16.03	16.03	16.15	16.09	16.14
8/16/2019 13:45	15.99	15.94	16.02	16.02	16.15	16.08	16.13
8/16/2019 14:00	15.98	15.93	16.03	16.03	16.15	16.1	16.13
8/16/2019 14:15	15.97	15.92	16.03	16.01	16.14	16.08	16.13
8/16/2019 14:30	15.98	15.92	16.02	16	16.14	16.07	16.11
8/16/2019 14:45	15.98	15.91	16.01	16.02	16.14	16.08	16.11
8/16/2019 15:00	15.98	15.92	16.02	16.02	16.14	16.09	16.11
8/16/2019 15:15	15.98	15.91	16.02	16.02	16.13	16.08	16.11
8/16/2019 15:30	15.96	15.89	16.03	16.02	16.12	16.08	16.11
8/16/2019 15:45	15.97	15.93	16.02	16.02	16.12	16.08	16.11
8/16/2019 16:00	15.98	15.94	16.03	16.03	16.12	16.08	16.12
8/16/2019 16:15	15.99	15.94	16.05	16.04	16.13	16.11	16.12
8/16/2019 16:30	16.01	15.96	16.06	16.05	16.14	16.11	16.13
8/16/2019 16:45	16.01	15.98	16.07	16.05	16.15	16.12	16.14
8/16/2019 17:00	16.01	15.97	16.05	16.06	16.15	16.11	16.14
8/16/2019 17:15	16.02	15.98	16.06	16.06	16.16	16.11	16.15
8/16/2019 17:30	16.01	15.95	16.04	16.05	16.16	16.1	16.14
8/16/2019 17:45	16	15.93	16.04	16.06	16.16	16.12	16.14
8/16/2019 18:00	15.98	15.91	16.05	16.05	16.15	16.13	16.14
8/16/2019 18:15	15.98	15.92	15.96	16.04	16.14	16.07	16.14
8/16/2019 18:30	15.98	15.92	15.9	16.04	16.14	16.05	16.14
8/16/2019 18:45	15.97	15.92	15.82	16.05	16.13	16	16.13
8/16/2019 19:00	15.97	15.91	15.8	16.04	16.13	15.94	16.13
8/16/2019 19:15	15.98	15.92	15.74	16.03	16.12	15.86	16.13
8/16/2019 19:30	15.97	15.92	15.77	16	16.12	15.89	16.12
8/16/2019 19:45	15.97	15.92	15.82	16.01	16.11	15.88	16.11
8/16/2019 20:00	15.98	15.94	15.83	15.99	16.11	15.9	16.1
8/16/2019 20:15	15.98	15.92	15.9	15.99	16.09	15.91	16.09



Date Time	K-Plant						
	K-Plant Intake #1 °C	K-Plant Intake #2 °C	EMD Plant Intake °C	Cat Plant Intake °C	K-Plant Discharge °C	EMD Plant Discharge °C	Cat Plant Discharge °C
8/16/2019 20:30	15.96	15.92	15.88	15.99	16.08	15.9	16.09
8/16/2019 20:45	15.96	15.91	15.79	16	16.07	15.93	16.09
8/16/2019 21:00	15.94	15.9	15.89	15.96	16.06	15.95	16.08
8/16/2019 21:15	15.93	15.9	15.85	15.96	16.05	15.93	16.07
8/16/2019 21:30	15.92	15.9	15.85	15.95	16.04	15.92	16.06
8/16/2019 21:45	15.92	15.89	15.86	15.96	16.03	15.93	16.05
8/16/2019 22:00	15.92	15.89	15.84	15.95	16.02	15.91	16.05
8/16/2019 22:15	15.91	15.89	15.86	15.95	16.02	15.92	16.05
8/16/2019 22:30	15.91	15.89	15.85	15.95	16.02	15.93	16.04
8/16/2019 22:45	15.9	15.88	15.75	15.93	16.02	15.87	16.04
8/16/2019 23:00	15.88	15.86	15.69	15.92	16.01	15.76	16.03
8/16/2019 23:15	15.88	15.81	15.71	15.91	16	15.77	16.02
8/16/2019 23:30	15.88	15.81	15.81	15.9	15.99	15.79	16.01
8/16/2019 23:45	15.87	15.83	15.86	15.9	15.98	15.84	16
8/17/2019 0:00	15.87	15.83	15.8	15.88	15.98	15.82	15.99
8/17/2019 0:15	15.85	15.83	15.8	15.87	15.97	15.85	15.98
8/17/2019 0:30	15.85	15.82	15.8	15.87	15.96	15.82	15.97
8/17/2019 0:45	15.84	15.81	15.79	15.86	15.95	15.81	15.96
8/17/2019 1:00	15.83	15.81	15.78	15.84	15.94	15.81	15.95
8/17/2019 1:15	15.82	15.81	15.75	15.82	15.92	15.8	15.94
8/17/2019 1:30	15.8	15.81	15.75	15.82	15.91	15.77	15.93
8/17/2019 1:45	15.8	15.81	15.77	15.8	15.89	15.79	15.92
8/17/2019 2:00	15.78	15.78	15.76	15.78	15.88	15.79	15.91
8/17/2019 2:15	15.77	15.76	15.74	15.78	15.88	15.77	15.89
8/17/2019 2:30	15.76	15.76	15.72	15.77	15.86	15.78	15.88
8/17/2019 2:45	15.77	15.75	15.68	15.76	15.85	15.77	15.87
8/17/2019 3:00	15.73	15.75	15.76	15.75	15.84	15.78	15.87
8/17/2019 3:15	15.73	15.74	15.67	15.74	15.84	15.76	15.85
8/17/2019 3:30	15.73	15.73	15.66	15.73	15.82	15.75	15.84
8/17/2019 3:45	15.71	15.73	15.63	15.72	15.81	15.71	15.83
8/17/2019 4:00	15.68	15.73	15.68	15.7	15.81	15.72	15.82
8/17/2019 4:15	15.69	15.72	15.59	15.71	15.8	15.71	15.81
8/17/2019 4:30	15.68	15.7	15.68	15.7	15.78	15.7	15.8
8/17/2019 4:45	15.67	15.69	15.54	15.67	15.77	15.66	15.8
8/17/2019 5:00	15.67	15.67	15.57	15.67	15.77	15.66	15.78
8/17/2019 5:15	15.66	15.65	15.54	15.67	15.76	15.66	15.77
8/17/2019 5:30	15.65	15.64	15.56	15.65	15.75	15.63	15.77
8/17/2019 5:45	15.65	15.64	15.53	15.64	15.75	15.64	15.75
8/17/2019 6:00	15.63	15.63	15.45	15.63	15.74	15.6	15.74
8/17/2019 6:15	15.62	15.62	15.59	15.63	15.72	15.65	15.73
8/17/2019 6:30	15.61	15.61	15.6	15.61	15.72	15.67	15.73
8/17/2019 6:45	15.6	15.6	15.57	15.6	15.7	15.67	15.72
8/17/2019 7:00	15.59	15.58	15.64	15.59	15.7	15.68	15.71
8/17/2019 7:15	15.57	15.57	15.62	15.59	15.69	15.68	15.7

Date Time	K-Plant						
	K-Plant Intake #1 °C	K-Plant Intake #2 °C	EMD Plant Intake °C	Cat Plant Intake °C	Discharge °C	EMD Plant Discharge °C	Cat Plant Discharge °C
8/17/2019 7:30	15.57	15.56	15.57	15.58	15.69	15.64	15.69
8/17/2019 7:45	15.57	15.55	15.6	15.56	15.68	15.65	15.68
8/17/2019 8:00	15.56	15.55	15.57	15.57	15.68	15.64	15.67
8/17/2019 8:15	15.55	15.54	15.53	15.56	15.68	15.61	15.67
8/17/2019 8:30	15.55	15.53	15.53	15.56	15.68	15.55	15.67
8/17/2019 8:45	15.53	15.52	15.52	15.55	15.67	15.53	15.66
8/17/2019 9:00	15.53	15.5	15.51	15.54	15.67	15.53	15.66
8/17/2019 9:15	15.53	15.5	15.4	15.55	15.67	15.48	15.65
8/17/2019 9:30	15.53	15.5	15.37	15.55	15.67	15.44	15.65
8/17/2019 9:45	15.53	15.5	15.45	15.55	15.67	15.46	15.65
8/17/2019 10:00	15.53	15.5	15.42	15.54	15.67	15.45	15.65
8/17/2019 10:15	15.53	15.5	15.46	15.55	15.66	15.48	15.65
8/17/2019 10:30	15.54	15.47	15.52	15.54	15.66	15.49	15.65
8/17/2019 10:45	15.53	15.48	15.52	15.55	15.66	15.53	15.65
8/17/2019 11:00	15.51	15.47	15.53	15.55	15.66	15.55	15.65
8/17/2019 11:15	15.55	15.49	15.54	15.55	15.67	15.53	15.65
8/17/2019 11:30	15.55	15.51	15.52	15.56	15.68	15.56	15.65
8/17/2019 11:45	15.55	15.53	15.54	15.56	15.69	15.55	15.65
8/17/2019 12:00	15.53	15.52	15.55	15.56	15.69	15.59	15.66
8/17/2019 12:15	15.5	15.52	15.56	15.56	15.69	15.59	15.66
8/17/2019 12:30	15.51	15.52	15.57	15.57	15.69	15.6	15.67
8/17/2019 12:45	15.53	15.51	15.57	15.57	15.7	15.61	15.67
8/17/2019 13:00	15.53	15.51	15.58	15.57	15.7	15.57	15.67
8/17/2019 13:15	15.55	15.5	15.59	15.58	15.71	15.55	15.67
8/17/2019 13:30	15.5	15.46	15.32	15.59	15.72	15.47	15.68
8/17/2019 13:45	15.45	15.32	15.21	15.59	15.74	15.39	15.68
8/17/2019 14:00	15.51	15.3	14.94	15.59	15.75	15.21	15.68
8/17/2019 14:15	15.52	15.31	15.07	15.58	15.74	15.21	15.69
8/17/2019 14:30	15.52	15.33	15.09	15.48	15.74	15.28	15.66
8/17/2019 14:45	15.54	15.37	15.34	15.45	15.73	15.37	15.61
8/17/2019 15:00	15.55	15.42	15.41	15.47	15.72	15.47	15.59
8/17/2019 15:15	15.56	15.43	15.54	15.48	15.73	15.53	15.59
8/17/2019 15:30	15.58	15.46	15.51	15.49	15.75	15.57	15.59
8/17/2019 15:45	15.59	15.51	15.57	15.49	15.76	15.62	15.59
8/17/2019 16:00	15.59	15.51	15.48	15.49	15.77	15.56	15.6
8/17/2019 16:15	15.59	15.49	15.48	15.49	15.79	15.59	15.59
8/17/2019 16:30	15.6	15.51	15.51	15.49	15.8	15.56	15.6
8/17/2019 16:45	15.59	15.55	15.46	15.5	15.81	15.55	15.6
8/17/2019 17:00	15.62	15.56	15.56	15.59	15.82	15.6	15.61
8/17/2019 17:15	15.64	15.58	15.49	15.63	15.84	15.58	15.64
8/17/2019 17:30	15.61	15.58	15.48	15.61	15.86	15.57	15.66
8/17/2019 17:45	15.61	15.59	15.48	15.6	15.87	15.57	15.67
8/17/2019 18:00	15.61	15.57	15.53	15.59	15.88	15.59	15.67
8/17/2019 18:15	15.58	15.5	15.56	15.58	15.89	15.6	15.67

Date Time	K-Plant						
	K-Plant Intake #1 °C	K-Plant Intake #2 °C	EMD Plant Intake °C	Cat Plant Intake °C	K-Plant Discharge °C	EMD Plant Discharge °C	Cat Plant Discharge °C
8/17/2019 18:30	15.57	15.44	15.5	15.6	15.89	15.58	15.66
8/17/2019 18:45	15.55	15.43	15.52	15.56	15.88	15.57	15.66
8/17/2019 19:00	15.49	15.4	15.52	15.56	15.89	15.56	15.67
8/17/2019 19:15	15.46	15.37	15.48	15.59	15.89	15.57	15.67
8/17/2019 19:30	15.49	15.4	15.52	15.57	15.89	15.6	15.68
8/17/2019 19:45	15.5	15.46	15.54	15.59	15.88	15.61	15.68
8/17/2019 20:00	15.52	15.49	15.54	15.57	15.88	15.6	15.67
8/17/2019 20:15	15.53	15.51	15.57	15.57	15.88	15.61	15.66
8/17/2019 20:30	15.55	15.5	15.59	15.58	15.87	15.63	15.67
8/17/2019 20:45	15.6	15.49	15.58	15.58	15.86	15.62	15.67
8/17/2019 21:00	15.61	15.5	15.61	15.57	15.85	15.62	15.67
8/17/2019 21:15	15.61	15.51	15.56	15.59	15.84	15.61	15.67
8/17/2019 21:30	15.62	15.52	15.56	15.6	15.83	15.61	15.68
8/17/2019 21:45	15.63	15.55	15.57	15.6	15.82	15.61	15.68
8/17/2019 22:00	15.64	15.54	15.57	15.61	15.81	15.61	15.68
8/17/2019 22:15	15.66	15.54	15.57	15.6	15.81	15.61	15.68
8/17/2019 22:30	15.64	15.54	15.53	15.56	15.8	15.61	15.67
8/17/2019 22:45	15.63	15.55	15.56	15.55	15.8	15.62	15.66
8/17/2019 23:00	15.65	15.56	15.55	15.59	15.79	15.61	15.66
8/17/2019 23:15	15.62	15.55	15.54	15.58	15.78	15.6	15.67
8/17/2019 23:30	15.6	15.53	15.55	15.58	15.77	15.6	15.67
8/17/2019 23:45	15.63	15.53	15.56	15.59	15.76	15.61	15.67
8/18/2019 0:00	15.59	15.54	15.57	15.58	15.75	15.61	15.67
8/18/2019 0:15	15.6	15.53	15.59	15.56	15.75	15.63	15.67
8/18/2019 0:30	15.62	15.54	15.57	15.57	15.74	15.64	15.67
8/18/2019 0:45	15.6	15.55	15.58	15.56	15.73	15.64	15.66
8/18/2019 1:00	15.61	15.56	15.56	15.53	15.73	15.63	15.65
8/18/2019 1:15	15.59	15.56	15.56	15.53	15.72	15.63	15.63
8/18/2019 1:30	15.57	15.53	15.54	15.53	15.71	15.62	15.63
8/18/2019 1:45	15.58	15.55	15.52	15.52	15.7	15.58	15.63
8/18/2019 2:00	15.57	15.53	15.47	15.51	15.69	15.56	15.62
8/18/2019 2:15	15.55	15.5	15.48	15.51	15.68	15.55	15.61
8/18/2019 2:30	15.52	15.49	15.45	15.5	15.67	15.51	15.61
8/18/2019 2:45	15.51	15.47	15.42	15.49	15.66	15.48	15.6
8/18/2019 3:00	15.51	15.48	15.39	15.48	15.65	15.5	15.59
8/18/2019 3:15	15.5	15.47	15.37	15.47	15.64	15.5	15.59
8/18/2019 3:30	15.48	15.44	15.49	15.46	15.62	15.52	15.57
8/18/2019 3:45	15.47	15.45	15.49	15.46	15.59	15.55	15.57
8/18/2019 4:00	15.46	15.46	15.5	15.45	15.58	15.56	15.57
8/18/2019 4:15	15.44	15.42	15.47	15.45	15.57	15.53	15.56
8/18/2019 4:30	15.44	15.4	15.46	15.45	15.56	15.53	15.56
8/18/2019 4:45	15.43	15.4	15.48	15.45	15.55	15.53	15.55
8/18/2019 5:00	15.43	15.41	15.46	15.44	15.55	15.54	15.55
8/18/2019 5:15	15.42	15.41	15.48	15.44	15.54	15.52	15.54

Date Time	K-Plant						
	K-Plant Intake #1 °C	K-Plant Intake #2 °C	EMD Plant Intake °C	Cat Plant Intake °C	K-Plant Discharge °C	EMD Plant Discharge °C	Cat Plant Discharge °C
8/18/2019 5:30	15.42	15.41	15.45	15.44	15.53	15.51	15.54
8/18/2019 5:45	15.42	15.4	15.45	15.42	15.53	15.5	15.53
8/18/2019 6:00	15.42	15.4	15.45	15.42	15.53	15.49	15.53
8/18/2019 6:15	15.41	15.4	15.46	15.41	15.52	15.49	15.53
8/18/2019 6:30	15.4	15.39	15.38	15.41	15.52	15.45	15.52
8/18/2019 6:45	15.4	15.39	15.44	15.41	15.52	15.46	15.51
8/18/2019 7:00	15.4	15.38	15.39	15.41	15.51	15.41	15.5
8/18/2019 7:15	15.39	15.38	15.31	15.39	15.5	15.41	15.5
8/18/2019 7:30	15.38	15.37	15.22	15.37	15.5	15.4	15.49
8/18/2019 7:45	15.37	15.35	15.34	15.35	15.49	15.42	15.48
8/18/2019 8:00	15.35	15.34	15.34	15.35	15.48	15.38	15.47
8/18/2019 8:15	15.34	15.33	15.32	15.35	15.47	15.4	15.46
8/18/2019 8:30	15.34	15.32	15.34	15.34	15.47	15.43	15.46
8/18/2019 8:45	15.33	15.31	15.39	15.33	15.46	15.44	15.45
8/18/2019 9:00	15.34	15.3	15.39	15.34	15.46	15.44	15.45
8/18/2019 9:15	15.33	15.3	15.31	15.33	15.46	15.41	15.44
8/18/2019 9:30	15.32	15.31	15.35	15.33	15.45	15.41	15.44
8/18/2019 9:45	15.32	15.31	15.34	15.33	15.45	15.4	15.44
8/18/2019 10:00	15.32	15.31	15.3	15.33	15.44	15.39	15.43
8/18/2019 10:15	15.32	15.31	15.34	15.33	15.44	15.41	15.43
8/18/2019 10:30	15.33	15.31	15.33	15.33	15.44	15.39	15.43
8/18/2019 10:45	15.32	15.31	15.3	15.33	15.44	15.36	15.43
8/18/2019 11:00	15.32	15.31	15.24	15.33	15.43	15.31	15.43
8/18/2019 11:15	15.32	15.3	15.25	15.33	15.43	15.31	15.43
8/18/2019 11:30	15.31	15.3	15.24	15.34	15.42	15.31	15.43
8/18/2019 11:45	15.31	15.3	15.24	15.33	15.41	15.27	15.43
8/18/2019 12:00	15.31	15.3	15.22	15.32	15.41	15.23	15.43
8/18/2019 12:15	15.3	15.29	15.18	15.31	15.41	15.26	15.42
8/18/2019 12:30	15.3	15.29	15.29	15.3	15.41	15.29	15.41
8/18/2019 12:45	15.3	15.29	15.3	15.3	15.41	15.3	15.41
8/18/2019 13:00	15.3	15.28	15.26	15.3	15.41	15.27	15.41
8/18/2019 13:15	15.29	15.29	15.29	15.31	15.4	15.3	15.4
8/18/2019 13:30	15.29	15.28	15.29	15.29	15.4	15.33	15.4
8/18/2019 13:45	15.29	15.28	15.29	15.3	15.4	15.32	15.4
8/18/2019 14:00	15.29	15.27	15.29	15.29	15.4	15.31	15.4
8/18/2019 14:15	15.29	15.28	15.29	15.3	15.4	15.3	15.4
8/18/2019 14:30	15.3	15.29	15.27	15.29	15.4	15.3	15.39
8/18/2019 14:45	15.31	15.29	15.25	15.3	15.4	15.33	15.39
8/18/2019 15:00	15.31	15.3	15.29	15.29	15.4	15.32	15.39
8/18/2019 15:15	15.3	15.29	15.23	15.29	15.4	15.3	15.39
8/18/2019 15:30	15.3	15.29	15.19	15.3	15.4	15.29	15.39
8/18/2019 15:45	15.3	15.29	15.3	15.3	15.4	15.32	15.39
8/18/2019 16:00	15.3	15.3	15.24	15.31	15.4	15.31	15.4
8/18/2019 16:15	15.3	15.29	15.29	15.3	15.4	15.35	15.4

Date Time	K-Plant						
	K-Plant Intake #1 °C	K-Plant Intake #2 °C	EMD Plant Intake °C	Cat Plant Intake °C	K-Plant Discharge °C	EMD Plant Discharge °C	Cat Plant Discharge °C
8/18/2019 16:30	15.3	15.29	15.29	15.3	15.4	15.32	15.4
8/18/2019 16:45	15.3	15.28	15.29	15.3	15.4	15.3	15.4
8/18/2019 17:00	15.29	15.28	15.3	15.3	15.4	15.31	15.4
8/18/2019 17:15	15.29	15.28	15.28	15.31	15.4	15.32	15.4
8/18/2019 17:30	15.28	15.27	15.26	15.3	15.4	15.31	15.4
8/18/2019 17:45	15.28	15.27	15.19	15.31	15.4	15.31	15.4
8/18/2019 18:00	15.28	15.25	15.16	15.3	15.4	15.3	15.4
8/18/2019 18:15	15.27	15.26	15.15	15.3	15.39	15.29	15.4
8/18/2019 18:30	15.27	15.24	15.18	15.3	15.39	15.29	15.4
8/18/2019 18:45	15.27	15.27	15.24	15.3	15.38	15.31	15.4
8/18/2019 19:00	15.27	15.26	15.24	15.29	15.37	15.31	15.39
8/18/2019 19:15	15.27	15.26	15.22	15.28	15.37	15.31	15.39
8/18/2019 19:30	15.27	15.26	15.27	15.28	15.37	15.32	15.38
8/18/2019 19:45	15.27	15.26	15.26	15.27	15.36	15.31	15.38
8/18/2019 20:00	15.26	15.26	15.25	15.27	15.36	15.31	15.37
8/18/2019 20:15	15.26	15.26	15.26	15.26	15.35	15.29	15.37
8/18/2019 20:30	15.26	15.26	15.23	15.27	15.35	15.3	15.37
8/18/2019 20:45	15.26	15.26	15.23	15.27	15.35	15.3	15.37
8/18/2019 21:00	15.26	15.25	15.15	15.26	15.34	15.29	15.36
8/18/2019 21:15	15.25	15.26	15.22	15.26	15.34	15.29	15.36
8/18/2019 21:30	15.25	15.26	15.23	15.25	15.34	15.3	15.36
8/18/2019 21:45	15.23	15.25	15.26	15.24	15.33	15.31	15.35
8/18/2019 22:00	15.24	15.25	15.21	15.25	15.33	15.29	15.35
8/18/2019 22:15	15.23	15.24	15.25	15.23	15.33	15.27	15.34
8/18/2019 22:30	15.23	15.23	15.25	15.23	15.32	15.28	15.34
8/18/2019 22:45	15.22	15.24	15.24	15.23	15.32	15.25	15.34
8/18/2019 23:00	15.23	15.23	15.19	15.23	15.32	15.25	15.33
8/18/2019 23:15	15.23	15.23	15.23	15.22	15.31	15.25	15.33
8/18/2019 23:30	15.22	15.22	15.21	15.21	15.31	15.22	15.32
8/18/2019 23:45	15.22	15.21	15.14	15.21	15.3	15.18	15.32
8/19/2019 0:00	15.21	15.19	15.09	15.2	15.3	15.22	15.31
8/19/2019 0:15	15.2	15.2	15.1	15.2	15.29	15.21	15.31
8/19/2019 0:30	15.19	15.2	15.15	15.19	15.29	15.2	15.3
8/19/2019 0:45	15.19	15.19	15.16	15.19	15.29	15.22	15.3
8/19/2019 1:00	15.17	15.19	15.08	15.19	15.28	15.21	15.29
8/19/2019 1:15	15.18	15.18	15.22	15.18	15.27	15.22	15.29
8/19/2019 1:30	15.16	15.18	15.18	15.17	15.27	15.22	15.29
8/19/2019 1:45	15.16	15.17	15.19	15.17	15.26	15.24	15.28
8/19/2019 2:00	15.16	15.17	15.15	15.16	15.26	15.24	15.28
8/19/2019 2:15	15.16	15.16	15.16	15.16	15.26	15.23	15.27
8/19/2019 2:30	15.17	15.16	15.16	15.16	15.25	15.22	15.27
8/19/2019 2:45	15.16	15.16	15.11	15.15	15.25	15.22	15.26
8/19/2019 3:00	15.16	15.16	15.12	15.15	15.24	15.22	15.26
8/19/2019 3:15	15.15	15.15	15.16	15.14	15.24	15.2	15.25

Date Time	K-Plant						
	K-Plant Intake #1 °C	K-Plant Intake #2 °C	EMD Plant Intake °C	Cat Plant Intake °C	K-Plant Discharge °C	EMD Plant Discharge °C	Cat Plant Discharge °C
8/19/2019 3:30	15.14	15.14	15.17	15.14	15.23	15.21	15.25
8/19/2019 3:45	15.13	15.13	15.14	15.13	15.23	15.2	15.24
8/19/2019 4:00	15.14	15.14	15.06	15.12	15.23	15.16	15.23
8/19/2019 4:15	15.13	15.14	15.1	15.12	15.22	15.18	15.23
8/19/2019 4:30	15.12	15.12	15.1	15.11	15.21	15.15	15.23
8/19/2019 4:45	15.12	15.12	15.09	15.11	15.21	15.12	15.22
8/19/2019 5:00	15.12	15.11	15.08	15.11	15.2	15.14	15.22
8/19/2019 5:15	15.11	15.1	15.09	15.1	15.19	15.15	15.21
8/19/2019 5:30	15.09	15.1	15.11	15.09	15.19	15.15	15.21
8/19/2019 5:45	15.09	15.09	15.09	15.09	15.18	15.13	15.2
8/19/2019 6:00	15.08	15.08	15.1	15.08	15.18	15.15	15.2
8/19/2019 6:15	15.08	15.07	15.07	15.08	15.17	15.15	15.19
8/19/2019 6:30	15.07	15.07	15.08	15.08	15.17	15.14	15.19
8/19/2019 6:45	15.07	15.07	15.07	15.07	15.16	15.12	15.18
8/19/2019 7:00	15.06	15.06	15.06	15.06	15.15	15.14	15.18
8/19/2019 7:15	15.05	15.06	15.08	15.06	15.14	15.14	15.17
8/19/2019 7:30	15.04	15.07	15.09	15.06	15.14	15.14	15.17
8/19/2019 7:45	15.05	15.06	15.05	15.06	15.14	15.13	15.16
8/19/2019 8:00	15.05	15.06	15.07	15.05	15.13	15.12	15.16
8/19/2019 8:15	15.05	15.05	15.05	15.04	15.13	15.12	15.16
8/19/2019 8:30	15.04	15.05	15.06	15.04	15.13	15.11	15.15
8/19/2019 8:45	15.04	15.05	15.05	15.04	15.13	15.11	15.15
8/19/2019 9:00	15.04	15.05	15.05	15.04	15.13	15.1	15.15
8/19/2019 9:15	15.04	15.05	15.02	15.04	15.14	15.09	15.15
8/19/2019 9:30	15.04	15.04	14.98	15.04	15.14	15.08	15.14
8/19/2019 9:45	15.04	15.03	14.99	15.04	15.15	15.09	15.15
8/19/2019 10:00	15.03	15.03	15.02	15.04	15.15	15.1	15.14
8/19/2019 10:15	15.03	15.03	15.05	15.04	15.16	15.1	15.14
8/19/2019 10:30	15.04	15.03	15.05	15.04	15.16	15.11	15.14
8/19/2019 10:45	15.04	15.04	15.04	15.05	15.16	15.11	15.14
8/19/2019 11:00	15.05	15.05	15.04	15.05	15.16	15.1	15.14
8/19/2019 11:15	15.04	15.05	15.06	15.05	15.16	15.1	15.14
8/19/2019 11:30	15.04	15.05	15.05	15.05	15.17	15.1	15.14
8/19/2019 11:45	15.05	15.05	15.02	15.06	15.19	15.09	15.14
8/19/2019 12:00	15.07	15.05	15.04	15.1	15.2	15.08	15.16
8/19/2019 12:15	15.08	15.06	15.02	15.14	15.22	15.1	15.17
8/19/2019 12:30	15.07	15.06	15.03	15.06	15.23	15.1	15.2
8/19/2019 12:45	15.06	15.05	15.04	15.07	15.22	15.1	15.18
8/19/2019 13:00	15.04	15.05	15.03	15.07	15.23	15.1	15.16
8/19/2019 13:15	15.05	15.03	15.05	15.06	15.3	15.11	15.15
8/19/2019 13:30	15.05	15.04	15.05	15.05	15.33	15.13	15.15
8/19/2019 13:45	15.05	15.04	15.06	15.07	15.41	15.13	15.17
8/19/2019 14:00	15.06	15.04	15.08	15.08	15.51	15.14	15.18
8/19/2019 14:15	15.08	15.04	15.08	15.08	15.59	15.15	15.18

Date Time	K-Plant						
	K-Plant Intake #1 °C	K-Plant Intake #2 °C	EMD Plant Intake °C	Cat Plant Intake °C	K-Plant Discharge °C	EMD Plant Discharge °C	Cat Plant Discharge °C
8/19/2019 14:30	15.08	15.05	15.09	15.1	15.64	15.25	15.2
8/19/2019 14:45	15.09	15.06	15.1	15.11	15.72	15.21	15.21
8/19/2019 15:00	15.09	15.06	15.1	15.13	15.77	15.2	15.22
8/19/2019 15:15	15.09	15.05	15.11	15.18	15.81	15.2	15.24
8/19/2019 15:30	15.08	15.02	14.99	15.44	15.84	15.13	15.26
8/19/2019 15:45	15.05	15	15	15.16	15.9	15.13	15.27
8/19/2019 16:00	15.01	15.01	14.96	15.19	15.96	15.14	15.27
8/19/2019 16:15	15.03	15.02	14.98	15.34	15.96	15.13	15.29
8/19/2019 16:30	15.04	15.03	15.07	15.47	16	15.16	15.33
8/19/2019 16:45	15.05	15.04	15.15	15.44	16	15.19	15.38
8/19/2019 17:00	15.08	15.04	15.13	15.65	15.98	15.21	15.45
8/19/2019 17:15	15.06	15.04	15.05	15.71	15.98	15.23	15.57
8/19/2019 17:30	15.04	15.04	15.05	15.73	16	15.18	15.66
8/19/2019 17:45	15.03	15.03	15.1	15.76	16.04	15.3	15.71
8/19/2019 18:00	15.03	15.03	15.05	15.91	16.1	15.22	15.77
8/19/2019 18:15	15.03	15.03	15.04	15.81	16.16	15.23	15.84
8/19/2019 18:30	15.03	15.03	15.03	16.13	16.19	15.3	15.88
8/19/2019 18:45	15.06	15.03	15.02	15.98	16.2	15.38	15.94
8/19/2019 19:00	15.08	15.04	15.06	15.94	16.21	15.46	15.98
8/19/2019 19:15	15.51	15.04	15.19	15.96	16.21	15.64	15.98
8/19/2019 19:30	15.74	15.06	15.74	16.02	16.21	15.64	16
8/19/2019 19:45	15.87	15.07	15.6	16.02	16.21	15.61	16.04
8/19/2019 20:00	15.81	15.05	15.43	16	16.2	15.53	16.05
8/19/2019 20:15	15.77	15.04	15.36	16	16.18	15.39	16.06
8/19/2019 20:30	15.42	15.03	15.1	15.98	16.16	15.34	16.05
8/19/2019 20:45	15.11	15.02	15.08	15.99	16.13	15.32	16.05
8/19/2019 21:00	15.08	15.02	15.1	15.96	16.13	15.26	16.05
8/19/2019 21:15	15.07	15.04	15.05	15.94	16.11	15.21	16.04
8/19/2019 21:30	15.08	15.04	15.03	15.94	16.09	15.19	16.03
8/19/2019 21:45	15.08	15.04	15.03	15.94	16.08	15.19	16.02
8/19/2019 22:00	15.1	15.04	15.03	15.94	16.06	15.18	16.02
8/19/2019 22:15	15.09	15.04	15.05	15.94	16.03	15.18	16.01
8/19/2019 22:30	15.08	15.04	15.03	15.95	16	15.14	16
8/19/2019 22:45	15.08	14.94	15.06	15.95	15.97	15.1	16
8/19/2019 23:00	15.08	14.9	15.06	15.94	15.94	15.11	15.98
8/19/2019 23:15	15.08	14.89	14.99	15.93	15.93	15.12	15.94
8/19/2019 23:30	15.07	14.92	15.01	15.93	15.93	15.11	15.87
8/19/2019 23:45	15.04	14.93	15.02	15.89	15.92	15.11	15.88
8/20/2019 0:00	15.05	14.93	15	15.89	15.9	15.14	15.86
8/20/2019 0:15	15.05	14.93	15.02	15.88	15.88	15.12	15.88
8/20/2019 0:30	15.07	14.96	15.01	15.86	15.87	15.11	15.89
8/20/2019 0:45	15.07	14.96	15.02	15.84	15.86	15.1	15.82
8/20/2019 1:00	15.01	14.96	15.02	15.82	15.84	15.1	15.78
8/20/2019 1:15	15.04	14.97	15.01	15.83	15.81	15.1	15.76

Date Time	K-Plant						
	K-Plant Intake #1 °C	K-Plant Intake #2 °C	EMD Plant Intake °C	Cat Plant Intake °C	K-Plant Discharge °C	EMD Plant Discharge °C	Cat Plant Discharge °C
8/20/2019 1:30	15.04	14.98	15.01	15.81	15.78	15.11	15.76
8/20/2019 1:45	15.01	14.97	15.01	15.77	15.76	15.1	15.75
8/20/2019 2:00	15	14.95	14.99	15.78	15.75	15.08	15.75
8/20/2019 2:15	14.98	14.94	14.98	15.67	15.73	15.07	15.73
8/20/2019 2:30	14.98	14.94	14.98	15.65	15.71	15.08	15.68
8/20/2019 2:45	14.99	14.92	14.99	15.62	15.7	15.08	15.68
8/20/2019 3:00	14.99	14.92	14.98	15.62	15.67	15.08	15.69
8/20/2019 3:15	14.99	14.94	15.02	15.6	15.65	15.12	15.67
8/20/2019 3:30	14.99	14.95	15.17	15.61	15.62	15.19	15.65
8/20/2019 3:45	14.99	14.95	15.09	15.62	15.6	15.19	15.66
8/20/2019 4:00	15.05	14.96	15.13	15.62	15.59	15.17	15.68
8/20/2019 4:15	15.32	14.98	15.03	15.65	15.59	15.2	15.69
8/20/2019 4:30	15.33	14.99	15.29	15.62	15.61	15.26	15.7
8/20/2019 4:45	15.34	15	15.3	15.63	15.6	15.21	15.68
8/20/2019 5:00	15.29	15	15.24	15.6	15.59	15.23	15.69
8/20/2019 5:15	15.32	15.03	15.25	15.58	15.58	15.24	15.68
8/20/2019 5:30	15.37	15.03	15.26	15.51	15.59	15.26	15.66
8/20/2019 5:45	15.34	15.03	15.23	15.46	15.6	15.28	15.62
8/20/2019 6:00	15.38	15.05	15.23	15.46	15.6	15.28	15.59
8/20/2019 6:15	15.37	15.12	15.26	15.48	15.6	15.34	15.57
8/20/2019 6:30	15.36	15.13	15.2	15.46	15.6	15.34	15.57
8/20/2019 6:45	15.35	15.06	15.18	15.48	15.6	15.35	15.56
8/20/2019 7:00	15.35	15	15.26	15.46	15.59	15.34	15.56
8/20/2019 7:15	15.16	15	15.07	15.46	15.58	15.27	15.55
8/20/2019 7:30	15.11	14.99	15.07	15.41	15.56	15.2	15.53
8/20/2019 7:45	15.22	14.98	15.11	15.38	15.56	15.2	15.52
8/20/2019 8:00	15.2	14.98	15.08	15.38	15.55	15.16	15.49
8/20/2019 8:15	15.1	14.98	15.18	15.4	15.53	15.2	15.49
8/20/2019 8:30	15.31	14.99	15.16	15.39	15.53	15.19	15.48
8/20/2019 8:45	15.27	15.06	15.1	15.38	15.52	15.18	15.49
8/20/2019 9:00	15.25	15.09	15.11	15.41	15.51	15.21	15.49
8/20/2019 9:15	15.23	15.1	15.16	15.42	15.51	15.22	15.5
8/20/2019 9:30	15.3	15.12	15.23	15.41	15.51	15.25	15.5
8/20/2019 9:45	15.27	15.08	15.23	15.42	15.51	15.24	15.5
8/20/2019 10:00	15.12	15	14.96	15.43	15.51	15.15	15.51
8/20/2019 10:15	15	14.95	14.94	15.37	15.51	15.09	15.48
8/20/2019 10:30	14.97	14.92	14.96	15.39	15.5	15.06	15.45
8/20/2019 10:45	14.94	14.9	14.94	15.31	15.52	15.07	15.43
8/20/2019 11:00	14.91	14.9	14.96	15.3	15.54	15.08	15.41
8/20/2019 11:15	14.92	14.9	14.96	15.33	15.55	15.1	15.39
8/20/2019 11:30	14.92	14.91	14.99	15.36	15.57	15.11	15.41
8/20/2019 11:45	14.93	14.94	15.01	15.28	15.58	15.14	15.42
8/20/2019 12:00	14.95	14.95	15.01	15.32	15.59	15.15	15.4
8/20/2019 12:15	14.98	14.94	15.08	15.3	15.61	15.17	15.42



Date Time	K-Plant						
	K-Plant Intake #1 °C	K-Plant Intake #2 °C	EMD Plant Intake °C	Cat Plant Intake °C	Discharge °C	EMD Plant Discharge °C	Cat Plant Discharge °C
8/20/2019 12:30	15	14.93	15.09	15.39	15.63	15.17	15.42
8/20/2019 12:45	15.04	14.95	15.08	15.42	15.65	15.2	15.44
8/20/2019 13:00	15.06	14.95	15	15.45	15.67	15.18	15.47
8/20/2019 13:15	15.1	14.97	14.94	15.61	15.68	15.18	15.52
8/20/2019 13:30	15.11	14.99	15.05	15.63	15.66	15.22	15.57
8/20/2019 13:45	15.14	14.98	15	15.67	15.66	15.24	15.61
8/20/2019 14:00	15.07	14.95	15.03	15.44	15.68	15.15	15.59
8/20/2019 14:15	15.09	14.99	14.98	15.46	15.69	15.11	15.56
8/20/2019 14:30	15.05	14.95	15.01	15.49	15.67	15.1	15.54
8/20/2019 14:45	15.07	14.97	15	15.56	15.68	15.15	15.59
8/20/2019 15:00	14.98	14.97	14.97	15.6	15.72	15.11	15.65
8/20/2019 15:15	14.99	14.94	14.99	15.6	15.75	15.1	15.65
8/20/2019 15:30	15.01	14.94	15.01	15.6	15.76	15.11	15.59
8/20/2019 15:45	15.02	14.94	15.02	15.61	15.76	15.13	15.52
8/20/2019 16:00	15.02	14.94	15.04	15.58	15.78	15.17	15.5
8/20/2019 16:15	15.01	14.94	15.03	15.59	15.81	15.16	15.53
8/20/2019 16:30	15	14.94	15.01	15.6	15.78	15.11	15.55
8/20/2019 16:45	14.99	14.94	14.92	15.58	15.77	15.08	15.53
8/20/2019 17:00	14.97	14.92	14.91	15.18	15.75	15.05	15.46
8/20/2019 17:15	14.95	14.91	14.88	15.23	15.77	15.03	15.37
8/20/2019 17:30	14.93	14.89	14.9	15.15	15.78	15.02	15.32
8/20/2019 17:45	14.93	14.88	14.91	15.06	15.76	14.99	15.27
8/20/2019 18:00	14.94	14.88	14.9	15.03	15.74	15	15.22
8/20/2019 18:15	14.92	14.87	14.91	15.03	15.65	14.97	15.2
8/20/2019 18:30	14.95	14.87	14.94	15.03	15.63	15.01	15.18
8/20/2019 18:45	14.95	14.88	14.92	15.03	15.64	15	15.17
8/20/2019 19:00	14.93	14.84	14.89	15.08	15.62	14.98	15.16
8/20/2019 19:15	14.92	14.79	14.87	15.06	15.68	14.95	15.16
8/20/2019 19:30	14.95	14.77	14.89	15.03	15.74	14.99	15.17
8/20/2019 19:45	14.94	14.77	14.82	15.02	15.7	14.98	15.15
8/20/2019 20:00	14.94	14.81	14.87	15.02	15.66	14.98	15.14
8/20/2019 20:15	14.93	14.84	14.85	15.03	15.68	15	15.13
8/20/2019 20:30	14.9	14.83	14.84	15.05	15.63	15	15.14
8/20/2019 20:45	14.91	14.82	14.87	15.05	15.59	14.99	15.15
8/20/2019 21:00	14.9	14.82	14.88	15.06	15.55	14.99	15.15
8/20/2019 21:15	14.9	14.83	14.88	15.05	15.51	14.99	15.15
8/20/2019 21:30	14.94	14.83	14.99	15.1	15.46	15.01	15.15
8/20/2019 21:45	14.95	14.85	15	15.18	15.48	15.04	15.18
8/20/2019 22:00	14.96	14.88	15	15.18	15.5	15.06	15.21
8/20/2019 22:15	14.97	14.9	14.99	15.19	15.53	15.07	15.22
8/20/2019 22:30	15	14.94	15.02	15.21	15.56	15.07	15.23
8/20/2019 22:45	15.01	14.95	14.99	15.36	15.58	15.1	15.26
8/20/2019 23:00	15.01	14.96	15.03	15.27	15.59	15.11	15.25
8/20/2019 23:15	15.02	14.96	15.01	15.17	15.54	15.11	15.27

Date Time	K-Plant						
	K-Plant Intake #1 °C	K-Plant Intake #2 °C	EMD Plant Intake °C	Cat Plant Intake °C	K-Plant Discharge °C	EMD Plant Discharge °C	Cat Plant Discharge °C
8/20/2019 23:30	15.02	14.96	15.02	15.11	15.48	15.1	15.26
8/20/2019 23:45	15	14.97	15	15.12	15.44	15.08	15.19
8/21/2019 0:00	14.99	14.96	14.95	15.05	15.4	15.06	15.16
8/21/2019 0:15	14.97	14.94	14.93	15.06	15.37	15.03	15.15
8/21/2019 0:30	14.96	14.92	14.94	15.1	15.35	15.03	15.14
8/21/2019 0:45	14.95	14.9	14.96	15.04	15.35	15.02	15.13
8/21/2019 1:00	14.94	14.87	14.95	15.04	15.34	15.01	15.13
8/21/2019 1:15	14.93	14.83	14.96	15.02	15.34	15	15.12
8/21/2019 1:30	14.92	14.82	14.88	15.02	15.33	14.98	15.11
8/21/2019 1:45	14.92	14.82	14.92	14.99	15.3	14.97	15.1
8/21/2019 2:00	14.92	14.84	14.9	14.98	15.25	14.95	15.09
8/21/2019 2:15	14.93	14.86	14.85	15	15.24	14.93	15.09
8/21/2019 2:30	14.92	14.88	14.86	14.96	15.22	14.92	15.08
8/21/2019 2:45	14.92	14.89	14.88	14.96	15.2	14.94	15.07
8/21/2019 3:00	14.92	14.89	14.89	14.95	15.2	14.95	15.06
8/21/2019 3:15	14.93	14.9	14.92	14.95	15.2	14.99	15.06
8/21/2019 3:30	14.95	14.89	14.92	14.95	15.22	15.02	15.06
8/21/2019 3:45	14.98	14.91	14.94	15	15.21	15.06	15.07
8/21/2019 4:00	14.98	14.93	14.99	15.01	15.2	15.07	15.08
8/21/2019 4:15	15.07	14.97	15	15.01	15.18	15.09	15.09
8/21/2019 4:30	15.05	15.01	14.98	15.01	15.15	15.09	15.09
8/21/2019 4:45	15.04	15.02	15.02	15	15.13	15.06	15.09
8/21/2019 5:00	15.03	15.02	15	15	15.12	15.08	15.09
8/21/2019 5:15	15.02	15.02	15.03	15	15.12	15.09	15.1
8/21/2019 5:30	15.01	15.02	15.04	14.99	15.11	15.1	15.1
8/21/2019 5:45	15	15.01	15.01	15	15.11	15.08	15.09
8/21/2019 6:00	15	15.01	15.05	15.02	15.11	15.09	15.09
8/21/2019 6:15	14.99	15	14.99	15.02	15.11	15.06	15.1
8/21/2019 6:30	14.99	15	14.99	15.01	15.11	15.03	15.11
8/21/2019 6:45	14.98	14.99	14.99	14.99	15.11	15.06	15.1
8/21/2019 7:00	14.99	14.96	14.95	14.99	15.1	15.04	15.1
8/21/2019 7:15	14.98	14.93	14.97	14.97	15.09	15.04	15.09
8/21/2019 7:30	14.97	14.95	14.92	14.96	15.08	15.01	15.07
8/21/2019 7:45	14.97	14.94	14.97	14.94	15.08	15.02	15.07
8/21/2019 8:00	14.94	14.92	14.96	14.94	15.07	15.02	15.05
8/21/2019 8:15	14.95	14.9	14.91	14.93	15.07	14.98	15.04
8/21/2019 8:30	14.95	14.91	14.87	14.94	15.06	14.98	15.04
8/21/2019 8:45	14.94	14.91	14.91	14.93	15.05	14.95	15.04
8/21/2019 9:00	14.92	14.9	14.87	14.92	15.04	14.95	15.03
8/21/2019 9:15	14.91	14.89	14.92	14.92	15.04	14.98	15.03
8/21/2019 9:30	14.92	14.88	14.68	14.92	15.03	14.94	15.02
8/21/2019 9:45	14.91	14.89	14.88	14.92	15.03	14.94	15.02
8/21/2019 10:00	14.91	14.88	14.79	14.92	15.03	14.92	15.02
8/21/2019 10:15	14.9	14.87	14.86	14.92	15.03	14.93	15.02

Date Time	K-Plant						
	K-Plant Intake #1 °C	K-Plant Intake #2 °C	EMD Plant Intake °C	Cat Plant Intake °C	K-Plant Discharge °C	EMD Plant Discharge °C	Cat Plant Discharge °C
8/21/2019 10:30	14.89	14.85	14.89	14.96	15.04	14.95	15.03
8/21/2019 10:45	14.88	14.85	14.93	14.95	15.04	14.96	15.04
8/21/2019 11:00	14.89	14.85	14.79	14.99	15.05	14.95	15.04
8/21/2019 11:15	14.89	14.76	14.71	14.98	15.05	14.93	15.06
8/21/2019 11:30	14.88	14.64	14.74	15.01	15.07	14.93	15.07
8/21/2019 11:45	14.88	14.57	14.72	15.01	15.07	14.93	15.08
8/21/2019 12:00	14.86	14.56	14.76	14.95	15.08	14.91	15.09
8/21/2019 12:15	14.84	14.57	14.69	14.75	15.09	14.89	15.06
8/21/2019 12:30	14.77	14.54	14.59	14.74	15.1	14.84	14.96
8/21/2019 12:45	14.77	14.52	14.63	14.95	15.1	14.82	14.95
8/21/2019 13:00	14.78	14.58	14.69	14.94	15.11	14.84	15
8/21/2019 13:15	14.8	14.58	14.74	14.84	15.11	14.88	14.97
8/21/2019 13:30	14.86	14.67	14.77	14.99	15.11	14.92	14.97
8/21/2019 13:45	14.87	14.74	14.81	15.04	15.11	14.92	15.04
8/21/2019 14:00	14.89	14.77	14.83	15.08	15.15	15.17	15.09
8/21/2019 14:15	14.94	14.83	14.87	15.1	15.15	18.45	15.12
8/21/2019 14:30	14.98	14.86	14.92	15.12	15.19	19.48	15.15
8/21/2019 14:45	15.05	14.92	15.08	15.14	15.22	19.61	15.18
8/21/2019 15:00	15.05	14.83	15.02	15.12	15.24	18.14	15.19
8/21/2019 15:15	15	14.84	15.01	15.13	15.26	15.54	15.2
8/21/2019 15:30	15.03	14.96	14.83	15.14	15.26	15.06	15.21
8/21/2019 15:45	15.06	14.98	14.99	15.15	15.27	15.11	15.22
8/21/2019 16:00	15.12	14.99	15.02	15.18	15.28	15.15	15.24
8/21/2019 16:15	15.15	15.11	15.12	15.17	15.29	15.11	15.25
8/21/2019 16:30	15.19	15.14	15.12	15.2	15.31	15.19	15.26
8/21/2019 16:45	15.19	15.19	15.27	15.23	15.32	15.27	15.27
8/21/2019 17:00	15.24	15.14	15.26	15.27	15.34	15.34	15.3
8/21/2019 17:15	15.25	15.06	15.27	15.29	15.37	15.31	15.33
8/21/2019 17:30	15.25	15.12	15.27	15.3	15.39	15.31	15.35
8/21/2019 17:45	15.21	15.19	15.3	15.29	15.4	15.3	15.37
8/21/2019 18:00	15.22	15.12	15.27	15.3	15.41	15.3	15.37
8/21/2019 18:15	15.19	14.98	15.03	15.31	15.42	15.19	15.38
8/21/2019 18:30	15.18	15	14.91	15.3	15.41	15.22	15.39
8/21/2019 18:45	15.18	15.04	15.28	15.31	15.41	15.26	15.39
8/21/2019 19:00	15.14	14.98	15.14	15.3	15.42	15.24	15.39
8/21/2019 19:15	15.19	15	15.28	15.29	15.42	15.28	15.39
8/21/2019 19:30	15.19	15.1	15.3	15.31	15.41	15.33	15.39
8/21/2019 19:45	15.2	15.13	15.28	15.28	15.39	15.34	15.39
8/21/2019 20:00	15.2	15.14	15.26	15.26	15.37	15.31	15.38
8/21/2019 20:15	15.19	15.16	15.26	15.23	15.37	15.33	15.36
8/21/2019 20:30	15.19	15.16	15.25	15.21	15.35	15.32	15.34
8/21/2019 20:45	15.18	15.16	15.18	15.21	15.34	15.27	15.33
8/21/2019 21:00	15.18	15.15	15.18	15.2	15.33	15.23	15.31
8/21/2019 21:15	15.16	15.14	15.19	15.17	15.31	15.22	15.3

Date Time	K-Plant						
	K-Plant Intake #1 °C	K-Plant Intake #2 °C	EMD Plant Intake °C	Cat Plant Intake °C	Discharge °C	EMD Plant Discharge °C	Cat Plant Discharge °C
8/21/2019 21:30	15.15	15.13	15.1	15.17	15.3	15.2	15.29
8/21/2019 21:45	15.14	15.12	15.19	15.17	15.31	15.23	15.28
8/21/2019 22:00	15.15	15.13	15.16	15.18	15.3	15.23	15.28
8/21/2019 22:15	15.14	15.14	15.12	15.17	15.3	15.23	15.28
8/21/2019 22:30	15.14	15.14	15.17	15.16	15.3	15.23	15.27
8/21/2019 22:45	15.14	15.12	15.04	15.15	15.29	15.19	15.27
8/21/2019 23:00	15.14	15.11	15.17	15.15	15.28	15.2	15.26
8/21/2019 23:15	15.13	15.12	15.15	15.14	15.27	15.2	15.25
8/21/2019 23:30	15.13	15.11	15.14	15.14	15.26	15.22	15.25
8/21/2019 23:45	15.12	15.1	15.15	15.14	15.26	15.24	15.24
8/22/2019 0:00	15.11	15.1	15.15	15.12	15.26	15.2	15.23
8/22/2019 0:15	15.11	15.1	15.15	15.12	15.25	15.2	15.23
8/22/2019 0:30	15.11	15.11	15.16	15.12	15.24	15.21	15.23
8/22/2019 0:45	15.11	15.11	15.06	15.11	15.24	15.15	15.22
8/22/2019 1:00	15.11	15.1	14.72	15.11	15.25	15.08	15.22
8/22/2019 1:15	15.11	15.1	14.85	15.1	15.24	15.06	15.21
8/22/2019 1:30	15.11	15.09	15.14	15.11	15.23	15.15	15.21
8/22/2019 1:45	15.09	15.1	15.14	15.11	15.23	15.17	15.21
8/22/2019 2:00	15.1	15.1	15.07	15.1	15.23	15.16	15.21
8/22/2019 2:15	15.1	15.1	15.09	15.09	15.22	15.16	15.2
8/22/2019 2:30	15.1	15.1	15.12	15.08	15.22	15.16	15.19
8/22/2019 2:45	15.1	15.1	15.05	15.08	15.22	15.15	15.19
8/22/2019 3:00	15.1	15.09	15.05	15.11	15.21	15.13	15.19
8/22/2019 3:15	15.12	15.1	15.12	15.12	15.21	15.16	15.2
8/22/2019 3:30	15.14	15.11	15.1	15.13	15.22	15.16	15.21
8/22/2019 3:45	15.13	15.12	15.12	15.13	15.23	15.16	15.22
8/22/2019 4:00	15.14	15.12	15.1	15.13	15.23	15.16	15.22
8/22/2019 4:15	15.13	15.12	15.1	15.12	15.23	15.16	15.22
8/22/2019 4:30	15.14	15.12	15.12	15.12	15.23	15.17	15.21
8/22/2019 4:45	15.14	15.12	15.12	15.12	15.23	15.17	15.21
8/22/2019 5:00	15.13	15.11	15.12	15.11	15.23	15.17	15.21
8/22/2019 5:15	15.12	15.12	15.11	15.1	15.23	15.17	15.2
8/22/2019 5:30	15.12	15.12	15.09	15.1	15.23	15.16	15.19
8/22/2019 5:45	15.12	15.11	15.07	15.1	15.22	15.13	15.19
8/22/2019 6:00	15.12	15.12	15.09	15.09	15.22	15.14	15.19
8/22/2019 6:15	15.12	15.12	15.07	15.09	15.22	15.13	15.19
8/22/2019 6:30	15.11	15.1	15.05	15.08	15.22	15.13	15.18
8/22/2019 6:45	15.11	15.08	15.1	15.07	15.22	15.15	15.16
8/22/2019 7:00	15.1	15.07	15.1	15.07	15.21	15.14	15.16
8/22/2019 7:15	15.09	15.1	15.04	15.07	15.21	15.15	15.16
8/22/2019 7:30	15.09	15.09	15.09	15.07	15.21	15.15	15.16
8/22/2019 7:45	15.09	15.09	15.09	15.07	15.21	15.15	15.16
8/22/2019 8:00	15.09	15.08	15.09	15.07	15.21	15.16	15.16
8/22/2019 8:15	15.1	15.09	15.08	15.07	15.21	15.15	15.16

Date Time	K-Plant						
	K-Plant Intake #1 °C	K-Plant Intake #2 °C	EMD Plant Intake °C	Cat Plant Intake °C	K-Plant Discharge °C	EMD Plant Discharge °C	Cat Plant Discharge °C
8/22/2019 8:30	15.1	15.09	15.08	15.07	15.21	15.15	15.16
8/22/2019 8:45	15.1	15.09	15.08	15.07	15.21	15.14	15.16
8/22/2019 9:00	15.1	15.1	15.06	15.07	15.21	15.13	15.16
8/22/2019 9:15	15.09	15.09	15.07	15.07	15.21	15.14	15.16
8/22/2019 9:30	15.09	15.09	15.1	15.07	15.2	15.15	15.16
8/22/2019 9:45	15.08	15.08	15.09	15.08	15.2	15.15	15.16
8/22/2019 10:00	15.08	15.07	15.08	15.08	15.2	15.15	15.16
8/22/2019 10:15	15.07	15.07	15.11	15.08	15.19	15.16	15.17
8/22/2019 10:30	15.08	15.08	15.12	15.08	15.19	15.16	15.17
8/22/2019 10:45	15.08	15.08	15.09	15.08	15.18	15.15	15.17
8/22/2019 11:00	15.07	15.08	15.09	15.08	15.18	15.15	15.17
8/22/2019 11:15	15.07	15.08	15.07	15.09	15.18	15.15	15.17
8/22/2019 11:30	15.07	15.08	15.12	15.09	15.18	15.15	15.17
8/22/2019 11:45	15.07	15.07	15.1	15.09	15.17	15.15	15.17
8/22/2019 12:00	15.07	15.07	15.09	15.08	15.17	15.13	15.17
8/22/2019 12:15	15.07	15.08	15.1	15.1	15.17	15.14	15.18
8/22/2019 12:30	15.06	15.07	15.11	15.1	15.17	15.16	15.18
8/22/2019 12:45	15.07	15.08	15.09	15.09	15.17	15.15	15.18
8/22/2019 13:00	15.07	15.08	15.12	15.08	15.17	15.16	15.18
8/22/2019 13:15	15.06	15.07	15.12	15.08	15.17	15.17	15.18
8/22/2019 13:30	15.07	15.07	15.11	15.08	15.16	15.16	15.17
8/22/2019 13:45	15.07	15.07	15.12	15.07	15.16	15.16	15.16
8/22/2019 14:00	15.06	15.07	15.11	15.08	15.15	15.16	15.16
8/22/2019 14:15	15.06	15.06	15.09	15.08	15.15	15.15	15.16
8/22/2019 14:30	15.04	15.06	15.1	15.06	15.14	15.15	15.16
8/22/2019 14:45	15.04	15.06	15.1	15.06	15.14	15.15	15.15
8/22/2019 15:00	15.04	15.05	15.08	15.05	15.12	15.14	15.15
8/22/2019 15:15	15.03	15.04	15.08	15.03	15.12	15.13	15.15
8/22/2019 15:30	15.03	15.03	15.07	15.04	15.11	15.12	15.14
8/22/2019 15:45	15.01	15.03	15.07	15	15.11	15.12	15.13
8/22/2019 16:00	14.99	15.01	15.05	15.01	15.1	15.11	15.11
8/22/2019 16:15	15	15.01	15.06	14.99	15.1	15.11	15.1
8/22/2019 16:30	14.99	14.99	15.04	14.99	15.09	15.09	15.09
8/22/2019 16:45	15	15.01	15.04	14.99	15.09	15.1	15.09
8/22/2019 17:00	14.99	14.99	15.03	14.99	15.09	15.08	15.08
8/22/2019 17:15	14.99	14.99	15.03	14.98	15.09	15.08	15.08
8/22/2019 17:30	14.98	14.99	15.03	14.98	15.09	15.08	15.08
8/22/2019 17:45	14.99	14.99	15.03	14.97	15.08	15.08	15.08
8/22/2019 18:00	14.98	14.99	15.02	14.96	15.08	15.08	15.07
8/22/2019 18:15	14.96	14.97	15.03	14.96	15.07	15.08	15.06
8/22/2019 18:30	14.95	14.96	15.02	14.96	15.05	15.07	15.06
8/22/2019 18:45	14.95	14.96	15.01	14.95	15.04	15.07	15.05
8/22/2019 19:00	14.96	14.97	15	14.95	15.03	15.06	15.05
8/22/2019 19:15	14.93	14.95	14.99	14.94	15.03	15.05	15.04

Date Time	K-Plant						
	K-Plant Intake #1 °C	K-Plant Intake #2 °C	EMD Plant Intake °C	Cat Plant Intake °C	K-Plant Discharge °C	EMD Plant Discharge °C	Cat Plant Discharge °C
8/22/2019 19:30	14.94	14.94	14.99	14.93	15.02	15.04	15.04
8/22/2019 19:45	14.92	14.94	14.97	14.92	15.02	15.03	15.03
8/22/2019 20:00	14.92	14.93	14.98	14.92	15.02	15.03	15.02
8/22/2019 20:15	14.91	14.92	14.96	14.89	15.01	15.02	15.01
8/22/2019 20:30	14.88	14.91	14.96	14.9	14.99	15.01	15
8/22/2019 20:45	14.88	14.91	14.94	14.88	14.98	15	14.99
8/22/2019 21:00	14.87	14.86	14.94	14.87	14.96	15.43	14.99
8/22/2019 21:15	14.88	14.86	14.91	14.85	14.96	15.26	14.97
8/22/2019 21:30	14.88	14.86	14.91	14.85	14.96	15	14.97
8/22/2019 21:45	14.86	14.86	14.9	14.85	14.96	14.98	14.96
8/22/2019 22:00	14.86	14.86	14.9	14.83	14.95	14.97	14.95
8/22/2019 22:15	14.85	14.86	14.88	14.82	14.94	14.96	14.94
8/22/2019 22:30	14.83	14.85	14.88	14.81	14.93	14.95	14.93
8/22/2019 22:45	14.83	14.84	14.87	14.79	14.92	14.94	14.92
8/22/2019 23:00	14.81	14.83	14.86	14.79	14.91	14.93	14.9
8/22/2019 23:15	14.81	14.81	14.84	14.76	14.91	14.91	14.89
8/22/2019 23:30	14.81	14.81	14.82	14.76	14.89	14.9	14.88
8/22/2019 23:45	14.79	14.8	14.81	14.74	14.88	14.88	14.87
8/23/2019 0:00	14.76	14.78	14.81	14.75	14.87	14.86	14.85
8/23/2019 0:15	14.77	14.79	14.78	14.73	14.85	14.85	14.85
8/23/2019 0:30	14.74	14.77	14.77	14.73	14.84	14.83	14.84
8/23/2019 0:45	14.74	14.76	14.76	14.72	14.83	14.83	14.83
8/23/2019 1:00	14.73	14.75	14.75	14.71	14.82	14.81	14.83
8/23/2019 1:15	14.71	14.72	14.75	14.7	14.8	14.81	14.81
8/23/2019 1:30	14.69	14.72	14.72	14.71	14.8	14.79	14.81
8/23/2019 1:45	14.67	14.7	14.74	14.71	14.79	14.8	14.81
8/23/2019 2:00	14.67	14.69	14.72	14.7	14.77	14.78	14.81
8/23/2019 2:15	14.66	14.68	14.71	14.69	14.76	14.76	14.8
8/23/2019 2:30	14.65	14.67	14.68	14.69	14.74	14.74	14.79
8/23/2019 2:45	14.65	14.66	14.67	14.68	14.73	14.69	14.78
8/23/2019 3:00	14.65	14.66	14.61	14.67	14.72	14.71	14.78
8/23/2019 3:15	14.65	14.66	14.66	14.63	14.72	14.72	14.77
8/23/2019 3:30	14.65	14.66	14.64	14.62	14.73	14.71	14.75
8/23/2019 3:45	14.65	14.65	14.65	14.59	14.72	14.71	14.73
8/23/2019 4:00	14.64	14.64	14.65	14.61	14.72	14.71	14.72
8/23/2019 4:15	14.63	14.64	14.65	14.61	14.72	14.7	14.72
8/23/2019 4:30	14.63	14.63	14.64	14.61	14.72	14.7	14.71
8/23/2019 4:45	14.62	14.64	14.64	14.59	14.71	14.7	14.7
8/23/2019 5:00	14.63	14.62	14.62	14.58	14.7	14.69	14.69
8/23/2019 5:15	14.61	14.63	14.63	14.56	14.7	14.69	14.69
8/23/2019 5:30	14.61	14.61	14.61	14.54	14.69	14.67	14.67
8/23/2019 5:45	14.6	14.6	14.61	14.55	14.69	14.67	14.65
8/23/2019 6:00	14.57	14.58	14.6	14.54	14.68	14.65	14.65
8/23/2019 6:15	14.57	14.58	14.59	14.54	14.68	14.65	14.65

Date Time	K-Plant						
	K-Plant Intake #1 °C	K-Plant Intake #2 °C	EMD Plant Intake °C	Cat Plant Intake °C	K-Plant Discharge °C	EMD Plant Discharge °C	Cat Plant Discharge °C
8/23/2019 6:30	14.57	14.57	14.57	14.53	14.67	14.63	14.65
8/23/2019 6:45	14.57	14.56	14.56	14.52	14.66	14.62	14.63
8/23/2019 7:00	14.56	14.56	14.55	14.51	14.66	14.61	14.63
8/23/2019 7:15	14.56	14.56	14.55	14.5	14.65	14.61	14.62
8/23/2019 7:30	14.54	14.55	14.54	14.5	14.64	14.59	14.61
8/23/2019 7:45	14.54	14.54	14.53	14.48	14.63	14.59	14.61
8/23/2019 8:00	14.54	14.54	14.53	14.49	14.64	14.58	14.6
8/23/2019 8:15	14.54	14.55	14.54	14.49	14.64	14.58	14.6
8/23/2019 8:30	14.54	14.54	14.52	14.48	14.64	14.57	14.6
8/23/2019 8:45	14.53	14.54	14.52	14.48	14.64	14.57	14.59
8/23/2019 9:00	14.53	14.53	14.52	14.48	14.64	14.57	14.59
8/23/2019 9:15	14.53	14.53	14.51	14.48	14.64	14.57	14.59
8/23/2019 9:30	14.53	14.53	14.52	14.49	14.64	14.57	14.59
8/23/2019 9:45	14.53	14.53	14.53	14.5	14.64	14.58	14.6
8/23/2019 10:00	14.53	14.53	14.48	14.5	14.65	14.56	14.6
8/23/2019 10:15	14.54	14.54	14.5	14.51	14.65	14.56	14.61
8/23/2019 10:30	14.54	14.54	14.48	14.52	14.65	14.56	14.62
8/23/2019 10:45	14.55	14.55	14.5	14.54	14.66	14.58	14.62
8/23/2019 11:00	14.57	14.56	14.54	14.56	14.67	14.59	14.64
8/23/2019 11:15	14.58	14.57	14.5	14.56	14.68	14.6	14.65
8/23/2019 11:30	14.59	14.58	14.51	14.59	14.69	14.6	14.66
8/23/2019 11:45	14.6	14.59	14.48	14.59	14.7	14.61	14.67
8/23/2019 12:00	14.61	14.6	14.52	14.64	14.72	14.63	14.69
8/23/2019 12:15	14.61	14.61	14.52	14.68	14.74	14.62	14.72
8/23/2019 12:30	14.64	14.62	14.58	14.69	14.75	14.62	14.75
8/23/2019 12:45	14.63	14.63	14.55	14.72	14.78	14.65	14.75
8/23/2019 13:00	14.64	14.63	14.63	14.72	14.79	14.67	14.77
8/23/2019 13:15	14.65	14.64	14.64	14.68	14.8	14.66	14.77
8/23/2019 13:30	14.65	14.64	14.6	14.76	14.8	14.67	14.77
8/23/2019 13:45	14.65	14.61	14.59	14.79	14.81	14.65	14.78
8/23/2019 14:00	14.64	14.58	14.52	14.81	14.82	14.67	14.79
8/23/2019 14:15	14.65	14.58	14.58	14.82	14.83	14.69	14.82
8/23/2019 14:30	14.62	14.57	14.64	14.62	14.85	14.67	14.82
8/23/2019 14:45	14.61	14.56	14.53	14.57	14.86	14.63	14.78
8/23/2019 15:00	14.6	14.54	14.52	14.58	14.84	14.61	14.74
8/23/2019 15:15	14.61	14.53	14.51	14.63	14.83	14.58	14.73
8/23/2019 15:30	14.6	14.52	14.5	14.65	14.83	14.56	14.72
8/23/2019 15:45	14.57	14.5	14.5	14.61	14.83	14.56	14.7
8/23/2019 16:00	14.53	14.49	14.5	14.56	14.82	14.56	14.68
8/23/2019 16:15	14.53	14.48	14.41	14.57	14.81	14.52	14.67
8/23/2019 16:30	14.55	14.48	14.44	14.49	14.8	14.53	14.65
8/23/2019 16:45	14.52	14.48	14.4	14.48	14.8	14.49	14.63
8/23/2019 17:00	14.5	14.47	14.33	14.49	14.79	14.48	14.61
8/23/2019 17:15	14.5	14.47	14.44	14.48	14.78	14.5	14.61

Date Time	K-Plant						
	K-Plant Intake #1 °C	K-Plant Intake #2 °C	EMD Plant Intake °C	Cat Plant Intake °C	K-Plant Discharge °C	EMD Plant Discharge °C	Cat Plant Discharge °C
8/23/2019 17:30	14.5	14.46	14.38	14.49	14.77	14.5	14.61
8/23/2019 17:45	14.49	14.45	14.31	14.52	14.77	14.49	14.61
8/23/2019 18:00	14.48	14.43	14.35	14.51	14.75	14.45	14.61
8/23/2019 18:15	14.47	14.4	14.31	14.51	14.74	14.43	14.61
8/23/2019 18:30	14.48	14.39	14.22	14.5	14.75	14.33	14.61
8/23/2019 18:45	14.49	14.41	14.18	14.49	14.78	14.31	14.61
8/23/2019 19:00	14.49	14.41	14.23	14.52	14.79	14.35	14.6
8/23/2019 19:15	14.49	14.4	14.25	14.52	14.79	14.35	14.6
8/23/2019 19:30	14.5	14.4	14.17	14.57	14.78	14.35	14.62
8/23/2019 19:45	14.49	14.41	14.28	14.62	14.77	14.42	14.65
8/23/2019 20:00	14.5	14.41	14.34	14.58	14.76	14.39	14.65
8/23/2019 20:15	14.49	14.41	14.32	14.54	14.74	14.39	14.64
8/23/2019 20:30	14.48	14.4	14.39	14.52	14.73	14.41	14.64
8/23/2019 20:45	14.47	14.4	14.41	14.52	14.72	14.42	14.63
8/23/2019 21:00	14.45	14.37	14.32	14.51	14.7	14.39	14.62
8/23/2019 21:15	14.4	14.35	14.33	14.51	14.69	14.41	14.62
8/23/2019 21:30	14.4	14.33	14.34	14.52	14.67	14.4	14.62
8/23/2019 21:45	14.37	14.32	14.38	14.52	14.66	14.42	14.62
8/23/2019 22:00	14.36	14.32	14.37	14.5	14.66	14.43	14.62
8/23/2019 22:15	14.37	14.32	14.36	14.49	14.65	14.44	14.61
8/23/2019 22:30	14.37	14.32	14.36	14.49	14.64	14.43	14.6
8/23/2019 22:45	14.38	14.34	14.32	14.47	14.63	14.41	14.6
8/23/2019 23:00	14.39	14.35	14.33	14.49	14.61	14.4	14.59
8/23/2019 23:15	14.4	14.37	14.34	14.49	14.6	14.41	14.59
8/23/2019 23:30	14.39	14.38	14.38	14.48	14.6	14.42	14.59
8/23/2019 23:45	14.41	14.39	14.4	14.49	14.6	14.44	14.59
8/24/2019 0:00	14.42	14.39	14.41	14.48	14.6	14.46	14.59
8/24/2019 0:15	14.44	14.41	14.4	14.49	14.59	14.48	14.59
8/24/2019 0:30	14.45	14.43	14.43	14.48	14.59	14.49	14.59
8/24/2019 0:45	14.44	14.44	14.45	14.48	14.58	14.5	14.59
8/24/2019 1:00	14.46	14.44	14.45	14.47	14.58	14.5	14.59
8/24/2019 1:15	14.48	14.45	14.45	14.47	14.57	14.5	14.58
8/24/2019 1:30	14.49	14.47	14.44	14.47	14.57	14.52	14.58
8/24/2019 1:45	14.5	14.48	14.47	14.47	14.58	14.51	14.58
8/24/2019 2:00	14.5	14.48	14.45	14.47	14.6	14.52	14.57
8/24/2019 2:15	14.51	14.48	14.47	14.47	14.61	14.54	14.58
8/24/2019 2:30	14.51	14.49	14.49	14.47	14.62	14.54	14.57
8/24/2019 2:45	14.5	14.48	14.5	14.47	14.62	14.56	14.58
8/24/2019 3:00	14.5	14.48	14.47	14.47	14.62	14.54	14.57
8/24/2019 3:15	14.5	14.47	14.42	14.47	14.61	14.5	14.57
8/24/2019 3:30	14.49	14.47	14.43	14.47	14.61	14.51	14.57
8/24/2019 3:45	14.49	14.48	14.41	14.47	14.6	14.51	14.57
8/24/2019 4:00	14.49	14.48	14.44	14.47	14.6	14.5	14.57
8/24/2019 4:15	14.49	14.49	14.43	14.47	14.6	14.49	14.57



Date Time	K-Plant						
	K-Plant Intake #1 °C	K-Plant Intake #2 °C	EMD Plant Intake °C	Cat Plant Intake °C	Discharge °C	EMD Plant Discharge °C	Cat Plant Discharge °C
8/24/2019 4:30	14.49	14.49	14.45	14.46	14.59	14.51	14.57
8/24/2019 4:45	14.48	14.48	14.44	14.46	14.59	14.51	14.57
8/24/2019 5:00	14.48	14.47	14.41	14.45	14.59	14.48	14.57
8/24/2019 5:15	14.48	14.48	14.41	14.45	14.59	14.47	14.56
8/24/2019 5:30	14.48	14.48	14.43	14.45	14.58	14.48	14.56
8/24/2019 5:45	14.47	14.47	14.43	14.44	14.58	14.48	14.56
8/24/2019 6:00	14.47	14.46	14.41	14.44	14.58	14.48	14.55
8/24/2019 6:15	14.47	14.46	14.42	14.43	14.58	14.48	14.55
8/24/2019 6:30	14.47	14.45	14.42	14.4	14.58	14.46	14.53
8/24/2019 6:45	14.46	14.44	14.41	14.41	14.57	14.47	14.52
8/24/2019 7:00	14.45	14.45	14.41	14.4	14.57	14.47	14.52
8/24/2019 7:15	14.45	14.44	14.43	14.41	14.57	14.48	14.52
8/24/2019 7:30	14.44	14.44	14.44	14.4	14.56	14.5	14.52
8/24/2019 7:45	14.45	14.44	14.44	14.4	14.56	14.49	14.52
8/24/2019 8:00	14.43	14.43	14.44	14.39	14.56	14.49	14.51
8/24/2019 8:15	14.43	14.43	14.45	14.38	14.55	14.5	14.51
8/24/2019 8:30	14.43	14.43	14.45	14.39	14.55	14.5	14.5
8/24/2019 8:45	14.42	14.43	14.44	14.4	14.54	14.5	14.5
8/24/2019 9:00	14.41	14.42	14.41	14.39	14.53	14.47	14.5
8/24/2019 9:15	14.41	14.41	14.41	14.41	14.53	14.47	14.5
8/24/2019 9:30	14.41	14.41	14.44	14.4	14.53	14.49	14.5
8/24/2019 9:45	14.41	14.41	14.43	14.4	14.53	14.49	14.5
8/24/2019 10:00	14.41	14.41	14.44	14.4	14.53	14.5	14.5
8/24/2019 10:15	14.41	14.42	14.45	14.41	14.53	14.5	14.51
8/24/2019 10:30	14.41	14.42	14.44	14.43	14.54	14.5	14.52
8/24/2019 10:45	14.4	14.42	14.42	14.44	14.54	14.49	14.52
8/24/2019 11:00	14.4	14.42	14.41	14.44	14.55	14.48	14.53
8/24/2019 11:15	14.41	14.42	14.43	14.45	14.56	14.48	14.54
8/24/2019 11:30	14.42	14.42	14.4	14.46	14.56	14.48	14.55
8/24/2019 11:45	14.41	14.41	14.44	14.45	14.57	14.5	14.55
8/24/2019 12:00	14.42	14.41	14.46	14.46	14.59	14.52	14.56
8/24/2019 12:15	14.43	14.42	14.48	14.45	14.6	14.54	14.56
8/24/2019 12:30	14.45	14.42	14.47	14.46	14.6	14.53	14.56
8/24/2019 12:45	14.44	14.43	14.49	14.46	14.59	14.54	14.56
8/24/2019 13:00	14.44	14.43	14.49	14.46	14.58	14.55	14.57
8/24/2019 13:15	14.44	14.43	14.44	14.47	14.59	14.54	14.57
8/24/2019 13:30	14.43	14.44	14.45	14.48	14.6	14.53	14.57
8/24/2019 13:45	14.44	14.44	14.44	14.49	14.61	14.52	14.58
8/24/2019 14:00	14.44	14.44	14.47	14.5	14.62	14.53	14.59
8/24/2019 14:15	14.44	14.44	14.48	14.51	14.63	14.54	14.6
8/24/2019 14:30	14.45	14.44	14.49	14.51	14.64	14.56	14.6
8/24/2019 14:45	14.46	14.45	14.51	14.53	14.65	14.57	14.61
8/24/2019 15:00	14.47	14.45	14.49	14.54	14.7	14.57	14.63
8/24/2019 15:15	14.48	14.46	14.5	14.58	14.73	14.57	14.65

Date Time	K-Plant						
	K-Plant Intake #1 °C	K-Plant Intake #2 °C	EMD Plant Intake °C	Cat Plant Intake °C	K-Plant Discharge °C	EMD Plant Discharge °C	Cat Plant Discharge °C
8/24/2019 15:30	14.48	14.46	14.47	14.6	14.73	14.56	14.66
8/24/2019 15:45	14.48	14.47	14.47	14.66	14.71	14.55	14.69
8/24/2019 16:00	14.49	14.47	14.48	14.66	14.7	14.55	14.71
8/24/2019 16:15	14.49	14.47	14.47	14.64	14.69	14.55	14.7
8/24/2019 16:30	14.48	14.47	14.47	14.63	14.69	14.54	14.71
8/24/2019 16:45	14.48	14.47	14.47	14.59	14.7	14.53	14.69
8/24/2019 17:00	14.48	14.48	14.48	14.65	14.69	14.54	14.67
8/24/2019 17:15	14.47	14.48	14.48	14.63	14.69	14.54	14.68
8/24/2019 17:30	14.47	14.48	14.48	14.63	14.68	14.55	14.68
8/24/2019 17:45	14.48	14.48	14.48	14.59	14.71	14.55	14.68
8/24/2019 18:00	14.49	14.48	14.49	14.63	14.72	14.56	14.68
8/24/2019 18:15	14.49	14.49	14.49	14.61	14.72	14.56	14.69
8/24/2019 18:30	14.5	14.49	14.49	14.61	14.73	14.57	14.69
8/24/2019 18:45	14.5	14.48	14.49	14.59	14.73	14.56	14.69
8/24/2019 19:00	14.49	14.48	14.49	14.6	14.73	14.56	14.7
8/24/2019 19:15	14.49	14.48	14.5	14.59	14.74	14.56	14.7
8/24/2019 19:30	14.49	14.48	14.49	14.58	14.76	14.56	14.69
8/24/2019 19:45	14.49	14.48	14.49	14.57	14.77	14.56	14.69
8/24/2019 20:00	14.49	14.48	14.48	14.57	14.79	14.56	14.67
8/24/2019 20:15	14.49	14.48	14.49	14.58	14.79	14.56	14.67
8/24/2019 20:30	14.49	14.48	14.49	14.57	14.78	14.57	14.67
8/24/2019 20:45	14.5	14.48	14.52	14.63	14.88	14.57	14.68
8/24/2019 21:00	14.5	14.48	14.52	14.66	14.84	14.58	14.71
8/24/2019 21:15	14.49	14.48	14.49	14.58	14.8	14.57	14.7
8/24/2019 21:30	14.49	14.48	14.47	14.57	14.78	14.57	14.68
8/24/2019 21:45	14.48	14.48	14.52	14.57	14.78	14.58	14.68
8/24/2019 22:00	14.49	14.48	14.52	14.57	14.8	14.58	14.67
8/24/2019 22:15	14.49	14.48	14.52	14.79	14.84	14.6	14.74
8/24/2019 22:30	14.49	14.48	14.53	14.87	14.82	14.6	14.79
8/24/2019 22:45	14.49	14.48	14.53	14.7	14.78	14.59	14.77
8/24/2019 23:00	14.49	14.48	14.53	14.72	14.76	14.59	14.77
8/24/2019 23:15	14.49	14.48	14.53	14.63	14.78	14.59	14.77
8/24/2019 23:30	14.49	14.49	14.52	14.68	14.77	14.58	14.75
8/24/2019 23:45	14.49	14.49	14.53	14.97	14.78	14.57	14.78
8/25/2019 0:00	14.49	14.49	14.54	14.94	14.78	14.58	14.89
8/25/2019 0:15	14.52	14.49	14.54	15.03	14.82	14.59	14.92
8/25/2019 0:30	14.53	14.49	14.52	14.91	14.89	14.59	14.97
8/25/2019 0:45	14.52	14.49	14.54	15.05	14.9	14.6	14.97
8/25/2019 1:00	14.51	14.5	14.54	15.03	14.89	14.59	14.96
8/25/2019 1:15	14.51	14.49	14.53	14.95	14.88	14.59	14.96
8/25/2019 1:30	14.5	14.49	14.54	14.74	14.87	14.59	14.89
8/25/2019 1:45	14.49	14.49	14.53	14.63	14.86	14.58	14.86
8/25/2019 2:00	14.49	14.49	14.52	14.6	14.82	14.58	14.8
8/25/2019 2:15	14.49	14.48	14.49	14.6	14.79	14.56	14.77

Date Time	K-Plant						
	K-Plant Intake #1 °C	K-Plant Intake #2 °C	EMD Plant Intake °C	Cat Plant Intake °C	Discharge °C	EMD Plant Discharge °C	Cat Plant Discharge °C
8/25/2019 2:30	14.48	14.47	14.46	14.58	14.78	14.54	14.75
8/25/2019 2:45	14.48	14.46	14.44	14.6	14.76	14.54	14.75
8/25/2019 3:00	14.47	14.44	14.44	14.61	14.75	14.51	14.74
8/25/2019 3:15	14.47	14.42	14.45	14.61	14.75	14.49	14.73
8/25/2019 3:30	14.47	14.41	14.43	14.59	14.74	14.52	14.72
8/25/2019 3:45	14.46	14.4	14.34	14.6	14.74	14.49	14.7
8/25/2019 4:00	14.45	14.37	14.32	14.56	14.73	14.45	14.69
8/25/2019 4:15	14.43	14.36	14.34	14.57	14.75	14.44	14.68
8/25/2019 4:30	14.45	14.39	14.33	14.59	14.77	14.44	14.68
8/25/2019 4:45	14.48	14.41	14.34	14.57	14.79	14.44	14.68
8/25/2019 5:00	14.47	14.43	14.38	14.62	14.8	14.46	14.68
8/25/2019 5:15	14.5	14.45	14.39	14.64	14.81	14.46	14.68
8/25/2019 5:30	14.49	14.45	14.41	14.59	14.8	14.45	14.67
8/25/2019 5:45	14.48	14.46	14.4	14.59	14.8	14.46	14.66
8/25/2019 6:00	14.48	14.45	14.46	14.6	14.8	14.49	14.65
8/25/2019 6:15	14.49	14.45	14.44	14.57	14.81	14.49	14.66
8/25/2019 6:30	14.47	14.44	14.44	14.57	14.81	14.48	14.65
8/25/2019 6:45	14.47	14.44	14.44	14.56	14.79	14.48	14.65
8/25/2019 7:00	14.47	14.43	14.44	14.56	14.78	14.48	14.65
8/25/2019 7:15	14.47	14.43	14.47	14.53	14.78	14.51	14.64
8/25/2019 7:30	14.48	14.43	14.46	14.54	14.78	14.51	14.64
8/25/2019 7:45	14.48	14.44	14.48	14.56	14.78	14.51	14.64
8/25/2019 8:00	14.48	14.44	14.47	14.52	14.78	14.52	14.64
8/25/2019 8:15	14.48	14.44	14.46	14.53	14.77	14.5	14.64
8/25/2019 8:30	14.48	14.44	14.46	14.52	14.75	14.51	14.64
8/25/2019 8:45	14.46	14.44	14.46	14.54	14.74	14.52	14.64
8/25/2019 9:00	14.47	14.44	14.49	14.55	14.72	14.53	14.65
8/25/2019 9:15	14.47	14.44	14.48	14.57	14.71	14.52	14.66
8/25/2019 9:30	14.47	14.45	14.49	14.61	14.7	14.54	14.67
8/25/2019 9:45	14.48	14.46	14.47	14.58	14.7	14.53	14.67
8/25/2019 10:00	14.49	14.47	14.47	14.61	14.69	14.54	14.66
8/25/2019 10:15	14.5	14.49	14.48	14.62	14.69	14.54	14.67
8/25/2019 10:30	14.53	14.48	14.5	14.62	14.69	14.56	14.67
8/25/2019 10:45	14.54	14.47	14.51	14.57	14.69	14.56	14.68
8/25/2019 11:00	14.52	14.47	14.51	14.55	14.7	14.58	14.67
8/25/2019 11:15	14.52	14.47	14.52	14.52	14.7	14.58	14.65
8/25/2019 11:30	14.52	14.45	14.5	14.53	14.7	14.57	14.64
8/25/2019 11:45	14.5	14.44	14.5	14.52	14.71	14.57	14.63
8/25/2019 12:00	14.48	14.44	14.51	14.51	14.72	14.57	14.63
8/25/2019 12:15	14.47	14.43	14.45	14.5	14.73	14.53	14.63
8/25/2019 12:30	14.46	14.42	14.44	14.5	14.71	14.51	14.62
8/25/2019 12:45	14.47	14.41	14.42	14.49	14.7	14.5	14.62
8/25/2019 13:00	14.48	14.42	14.44	14.5	14.7	14.5	14.62
8/25/2019 13:15	14.47	14.42	14.46	14.5	14.7	14.5	14.62

Date Time	K-Plant						
	K-Plant Intake #1 °C	K-Plant Intake #2 °C	EMD Plant Intake °C	Cat Plant Intake °C	Discharge °C	EMD Plant Discharge °C	Cat Plant Discharge °C
8/25/2019 13:30	14.47	14.43	14.47	14.49	14.7	14.52	14.62
8/25/2019 13:45	14.48	14.43	14.45	14.49	14.71	14.52	14.61
8/25/2019 14:00	14.49	14.44	14.47	14.48	14.71	14.52	14.61
8/25/2019 14:15	14.5	14.44	14.46	14.48	14.71	14.52	14.61
8/25/2019 14:30	14.5	14.45	14.47	14.47	14.7	14.52	14.59
8/25/2019 14:45	14.49	14.45	14.46	14.45	14.7	14.53	14.58
8/25/2019 15:00	14.5	14.45	14.43	14.45	14.71	14.52	14.58
8/25/2019 15:15	14.5	14.44	14.46	14.45	14.71	14.52	14.57
8/25/2019 15:30	14.48	14.45	14.48	14.46	14.71	14.53	14.57
8/25/2019 15:45	14.48	14.45	14.44	14.47	14.72	14.52	14.57
8/25/2019 16:00	14.49	14.45	14.43	14.48	14.72	14.53	14.58
8/25/2019 16:15	14.5	14.46	14.45	14.5	14.72	14.54	14.59
8/25/2019 16:30	14.5	14.47	14.39	14.5	14.72	14.53	14.6
8/25/2019 16:45	14.49	14.46	14.29	14.5	14.72	14.48	14.61
8/25/2019 17:00	14.5	14.45	14.28	14.49	14.71	14.46	14.61
8/25/2019 17:15	14.48	14.44	14.28	14.49	14.72	14.45	14.61
8/25/2019 17:30	14.47	14.43	14.34	14.51	14.73	14.44	14.61
8/25/2019 17:45	14.49	14.42	14.36	14.66	14.76	14.46	14.63
8/25/2019 18:00	14.51	14.43	14.4	14.63	14.8	14.5	14.7
8/25/2019 18:15	14.51	14.46	14.44	14.7	14.86	14.54	14.71
8/25/2019 18:30	14.51	14.48	14.45	14.77	14.99	14.57	14.77
8/25/2019 18:45	14.5	14.47	14.41	14.8	15.03	14.54	14.8
8/25/2019 19:00	14.5	14.46	14.49	14.78	15.02	14.57	14.83
8/25/2019 19:15	14.5	14.46	14.52	14.79	14.99	14.59	14.83
8/25/2019 19:30	14.5	14.47	14.55	14.7	14.98	14.61	14.87
8/25/2019 19:45	14.51	14.48	14.61	14.82	14.97	14.65	14.85
8/25/2019 20:00	14.61	14.5	14.62	14.91	14.98	14.7	14.92
8/25/2019 20:15	14.73	14.54	14.7	14.84	14.99	14.79	14.97
8/25/2019 20:30	14.81	14.67	14.83	14.99	15.1	14.88	14.97
8/25/2019 20:45	14.72	14.65	14.84	15.04	15.2	14.9	15.05
8/25/2019 21:00	14.78	14.62	14.78	15.06	15.28	14.84	15.1
8/25/2019 21:15	14.79	14.61	14.76	14.89	15.27	14.82	15.07
8/25/2019 21:30	14.79	14.63	14.73	14.82	15.22	14.78	15.02
8/25/2019 21:45	14.8	14.64	14.71	14.91	15.19	14.75	14.99
8/25/2019 22:00	14.77	14.63	14.69	14.85	15.16	14.75	15.02
8/25/2019 22:15	14.75	14.61	14.67	14.86	15.16	14.75	15
8/25/2019 22:30	14.73	14.64	14.69	14.9	15.15	14.76	14.98
8/25/2019 22:45	14.71	14.63	14.73	14.89	15.13	14.76	14.99
8/25/2019 23:00	14.7	14.63	14.69	14.89	15.11	14.76	14.98
8/25/2019 23:15	14.72	14.59	14.79	14.88	15.15	14.77	14.97
8/25/2019 23:30	14.71	14.62	14.79	14.95	15.2	14.78	14.99
8/25/2019 23:45	14.71	14.58	14.75	14.97	15.22	14.81	15.02
8/26/2019 0:00	14.7	14.53	14.67	15.06	15.22	14.78	15.06
8/26/2019 0:15	14.69	14.52	14.58	15.07	15.22	14.76	15.06

Date Time	K-Plant						
	K-Plant Intake #1 °C	K-Plant Intake #2 °C	EMD Plant Intake °C	Cat Plant Intake °C	K-Plant Discharge °C	EMD Plant Discharge °C	Cat Plant Discharge °C
8/26/2019 0:30	14.71	14.51	14.56	15.03	15.2	14.72	15.07
8/26/2019 0:45	14.69	14.5	14.52	15.08	15.2	14.69	15.08
8/26/2019 1:00	14.66	14.49	14.53	15.12	15.16	14.69	15.07
8/26/2019 1:15	14.65	14.49	14.62	15.1	15.15	14.67	15.07
8/26/2019 1:30	14.65	14.47	14.63	15	15.14	14.67	15.07
8/26/2019 1:45	14.63	14.47	14.7	15.07	15.12	14.71	15.04
8/26/2019 2:00	14.64	14.49	14.56	15.13	15.12	14.73	15.08
8/26/2019 2:15	14.66	14.52	14.64	15.12	15.12	14.74	15.09
8/26/2019 2:30	14.64	14.53	14.61	15.12	15.12	14.75	15.09
8/26/2019 2:45	14.64	14.51	14.64	14.95	15.11	14.74	15.08
8/26/2019 3:00	14.63	14.51	14.57	14.97	15.09	14.7	15.06
8/26/2019 3:15	14.62	14.52	14.64	14.94	15.07	14.7	15.05
8/26/2019 3:30	14.59	14.48	14.69	14.95	15.04	14.68	15.04
8/26/2019 3:45	14.52	14.46	14.52	14.92	15.02	14.65	15.04
8/26/2019 4:00	14.5	14.45	14.53	14.9	15	14.65	15.02
8/26/2019 4:15	14.51	14.45	14.53	14.9	14.99	14.62	14.99
8/26/2019 4:30	14.52	14.45	14.47	14.85	14.98	14.61	14.96
8/26/2019 4:45	14.53	14.44	14.46	14.78	14.97	14.58	14.93
8/26/2019 5:00	14.51	14.44	14.48	14.75	14.96	14.55	14.89
8/26/2019 5:15	14.51	14.45	14.5	14.71	14.94	14.55	14.86
8/26/2019 5:30	14.5	14.44	14.51	14.67	14.91	14.54	14.84
8/26/2019 5:45	14.47	14.44	14.49	14.7	14.89	14.54	14.81
8/26/2019 6:00	14.49	14.43	14.49	14.7	14.87	14.54	14.79
8/26/2019 6:15	14.45	14.41	14.49	14.68	14.84	14.53	14.77
8/26/2019 6:30	14.44	14.4	14.45	14.67	14.82	14.52	14.73
8/26/2019 6:45	14.43	14.4	14.44	14.57	14.81	14.5	14.7
8/26/2019 7:00	14.41	14.38	14.42	14.49	14.79	14.48	14.67
8/26/2019 7:15	14.4	14.32	14.46	14.52	14.79	14.51	14.65
8/26/2019 7:30	14.44	14.35	14.49	14.59	14.78	14.53	14.66
8/26/2019 7:45	14.45	14.37	14.45	14.65	14.78	14.52	14.66
8/26/2019 8:00	14.46	14.38	14.48	14.59	14.78	14.53	14.67
8/26/2019 8:15	14.47	14.38	14.48	14.61	14.77	14.53	14.66
8/26/2019 8:30	14.48	14.39	14.49	14.57	14.77	14.54	14.66
8/26/2019 8:45	14.48	14.4	14.49	14.64	14.77	14.54	14.65
8/26/2019 9:00	14.48	14.41	14.5	14.65	14.76	14.55	14.66
8/26/2019 9:15	14.47	14.42	14.39	14.65	14.77	14.52	14.68
8/26/2019 9:30	14.48	14.42	14.45	14.63	14.77	14.52	14.69
8/26/2019 9:45	14.48	14.42	14.36	14.65	14.77	14.48	14.7
8/26/2019 10:00	14.53	14.45	14.37	14.62	14.76	14.46	14.69
8/26/2019 10:15	14.54	14.48	14.42	14.62	14.76	14.52	14.69
8/26/2019 10:30	14.53	14.46	14.41	14.65	14.77	14.51	14.7
8/26/2019 10:45	14.46	14.44	14.4	14.51	14.78	14.48	14.69
8/26/2019 11:00	14.44	14.4	14.4	14.69	14.77	14.45	14.67
8/26/2019 11:15	14.52	14.43	14.41	14.84	14.76	14.47	14.74

Date Time	K-Plant						
	K-Plant Intake #1 °C	K-Plant Intake #2 °C	EMD Plant Intake °C	Cat Plant Intake °C	K-Plant Discharge °C	EMD Plant Discharge °C	Cat Plant Discharge °C
8/26/2019 11:30	14.78	14.59	14.61	14.97	14.83	14.64	14.85
8/26/2019 11:45	14.78	14.65	14.53	14.88	14.96	14.64	14.94
8/26/2019 12:00	14.63	14.58	14.52	14.95	15.05	14.67	14.88
8/26/2019 12:15	14.59	14.53	14.55	15.05	15.12	14.65	14.93
8/26/2019 12:30	14.57	14.51	14.52	15.08	15.16	14.64	14.86
8/26/2019 12:45	14.56	14.5	14.53	14.81	15.2	14.63	14.83
8/26/2019 13:00	14.87	14.5	14.55	15.01	15.24	14.7	14.85
8/26/2019 13:15	14.62	14.52	14.58	15.14	15.28	14.81	14.88
8/26/2019 13:30	14.56	14.51	14.57	15.19	15.31	14.77	15
8/26/2019 13:45	14.55	14.5	14.57	14.98	15.34	24	15.06
8/26/2019 14:00	14.59	14.5	14.59	15.1	15.38	23.19	15.06
8/26/2019 14:15	14.77	14.52	14.62	15.34	15.41	23.01	15.1
8/26/2019 14:30	14.71	14.53	14.6	15.35	15.44	17.72	15.19
8/26/2019 14:45	15.11	14.52	14.57	15.37	15.47	16.22	15.18
8/26/2019 15:00	15.15	14.5	14.59	15.29	15.5	15.14	15.21
8/26/2019 15:15	15.1	14.5	14.65	15.35	15.56	14.93	15.23
8/26/2019 15:30	14.75	14.51	14.79	15.38	15.56	14.94	15.3
8/26/2019 15:45	14.69	14.53	14.84	15.47	15.58	15.03	15.35
8/26/2019 16:00	14.73	14.53	14.62	15.43	15.6	14.91	15.41
8/26/2019 16:15	14.72	14.53	14.84	15.55	15.61	15.07	15.46
8/26/2019 16:30	14.8	14.54	14.58	15.6	15.62	15.04	15.53
8/26/2019 16:45	15.01	14.58	14.62	15.53	15.66	15.03	15.56
8/26/2019 17:00	15.12	14.62	14.87	15.58	15.69	15.28	15.58
8/26/2019 17:15	15.14	14.68	15.17	15.66	15.7	15.45	15.61
8/26/2019 17:30	15.34	14.77	15.01	15.68	15.71	15.33	15.62
8/26/2019 17:45	15.38	14.77	15.13	15.58	15.72	15.19	15.67
8/26/2019 18:00	15.45	14.78	15.13	15.62	15.72	15.16	15.67
8/26/2019 18:15	15.13	14.78	14.85	15.58	15.72	15.11	15.67
8/26/2019 18:30	15.06	14.77	14.83	15.5	15.71	15.03	15.65
8/26/2019 18:45	14.91	14.76	14.82	15.63	15.72	14.98	15.64
8/26/2019 19:00	14.88	14.7	14.83	15.67	15.72	14.97	15.68
8/26/2019 19:15	14.87	14.65	14.73	15.67	15.73	14.92	15.71
8/26/2019 19:30	14.86	14.61	14.52	15.66	15.74	14.88	15.71
8/26/2019 19:45	14.84	14.55	14.52	15.65	15.73	14.78	15.71
8/26/2019 20:00	14.73	14.51	14.54	15.64	15.73	14.76	15.64
8/26/2019 20:15	14.63	14.48	14.5	15.59	15.71	14.74	15.58
8/26/2019 20:30	14.56	14.48	14.52	15.57	15.7	14.73	15.56
8/26/2019 20:45	14.52	14.47	14.5	15.57	15.67	14.71	15.52
8/26/2019 21:00	14.52	14.47	14.51	15.56	15.65	14.65	15.5
8/26/2019 21:15	14.53	14.46	14.51	15.53	15.62	14.63	15.45
8/26/2019 21:30	14.56	14.46	14.52	15.52	15.61	14.65	15.41
8/26/2019 21:45	14.56	14.45	14.52	15.52	15.58	14.63	15.4
8/26/2019 22:00	14.55	14.45	14.52	15.27	15.57	14.65	15.4
8/26/2019 22:15	14.56	14.45	14.5	15.33	15.55	14.65	15.3

Date Time	K-Plant						
	K-Plant Intake #1 °C	K-Plant Intake #2 °C	EMD Plant Intake °C	Cat Plant Intake °C	K-Plant Discharge °C	EMD Plant Discharge °C	Cat Plant Discharge °C
8/26/2019 22:30	14.55	14.45	14.52	15.5	15.55	14.65	15.33
8/26/2019 22:45	14.53	14.45	14.52	15.49	15.52	14.66	15.36
8/26/2019 23:00	14.62	14.45	14.53	15.44	15.5	14.67	15.36
8/26/2019 23:15	14.52	14.45	14.52	15.45	15.47	14.65	15.34
8/26/2019 23:30	14.54	14.44	14.53	15.29	15.46	14.68	15.34
8/26/2019 23:45	14.54	14.45	14.53	15.45	15.45	14.66	15.34
8/27/2019 0:00	14.53	14.46	14.52	15.41	15.43	14.67	15.36
8/27/2019 0:15	14.52	14.46	14.52	15.37	15.41	14.64	15.36
8/27/2019 0:30	14.52	14.46	14.52	15.36	15.39	14.65	15.28
8/27/2019 0:45	14.52	14.47	14.53	15.29	15.36	14.64	15.22
8/27/2019 1:00	14.51	14.47	14.53	15.23	15.33	14.65	15.17
8/27/2019 1:15	14.52	14.47	14.54	15.3	15.3	14.65	15.15
8/27/2019 1:30	14.54	14.48	14.53	15.1	15.28	14.65	15.15
8/27/2019 1:45	14.54	14.48	14.55	15.04	15.23	14.66	15.11
8/27/2019 2:00	14.51	14.48	14.54	15.03	15.18	14.62	15.06
8/27/2019 2:15	14.5	14.47	14.52	14.64	15.16	14.6	14.99
8/27/2019 2:30	14.5	14.45	14.53	14.68	15.18	14.6	14.89
8/27/2019 2:45	14.51	14.44	14.54	14.83	15.19	14.59	14.86
8/27/2019 3:00	14.51	14.43	14.53	14.98	15.2	14.61	14.86
8/27/2019 3:15	14.46	14.39	14.54	15.04	15.19	14.61	14.89
8/27/2019 3:30	14.46	14.39	14.54	15.1	15.18	14.6	14.92
8/27/2019 3:45	14.49	14.39	14.53	15.15	15.19	14.61	14.94
8/27/2019 4:00	14.5	14.39	14.54	15.1	15.19	14.62	14.97
8/27/2019 4:15	14.51	14.43	14.54	15.13	15.19	14.62	15
8/27/2019 4:30	14.52	14.43	14.55	15.1	15.18	14.63	15.02
8/27/2019 4:45	14.53	14.45	14.55	15.13	15.17	14.62	15.04
8/27/2019 5:00	14.54	14.48	14.58	15.12	15.16	14.66	15.07
8/27/2019 5:15	14.56	14.49	14.57	15.07	15.16	14.67	15.08
8/27/2019 5:30	14.56	14.5	14.58	15.1	15.16	14.67	15.09
8/27/2019 5:45	14.66	14.51	14.58	15.09	15.16	14.7	15.1
8/27/2019 6:00	14.66	14.52	14.58	15.07	15.16	14.72	15.12
8/27/2019 6:15	14.78	14.53	14.57	15.07	15.16	14.75	15.12
8/27/2019 6:30	14.91	14.55	14.59	15.06	15.15	14.78	15.14
8/27/2019 6:45	14.94	14.55	14.7	15.02	15.15	14.84	15.13
8/27/2019 7:00	14.95	14.55	14.65	15.04	15.15	14.83	15.11
8/27/2019 7:15	14.9	14.55	14.62	15.05	15.14	14.86	15.12
8/27/2019 7:30	14.92	14.56	14.78	15.03	15.13	14.86	15.11
8/27/2019 7:45	14.93	14.57	14.86	15.03	15.13	14.83	15.11
8/27/2019 8:00	14.96	14.58	14.88	15.02	15.12	14.87	15.11
8/27/2019 8:15	14.92	14.66	14.81	15.02	15.13	14.87	15.11
8/27/2019 8:30	14.98	14.63	14.84	15	15.12	14.87	15.11
8/27/2019 8:45	14.94	14.61	14.88	15.01	15.12	14.9	15.1
8/27/2019 9:00	14.94	14.63	14.85	15.01	15.12	14.87	15.1
8/27/2019 9:15	14.92	14.65	14.86	15.04	15.13	14.87	15.11

Date Time	K-Plant						
	K-Plant Intake #1 °C	K-Plant Intake #2 °C	EMD Plant Intake °C	Cat Plant Intake °C	K-Plant Discharge °C	EMD Plant Discharge °C	Cat Plant Discharge °C
8/27/2019 9:30	14.93	14.69	14.88	14.97	15.13	14.92	15.11
8/27/2019 9:45	14.93	14.72	14.8	15.04	15.13	14.89	15.09
8/27/2019 10:00	14.94	14.82	14.84	15.01	15.13	14.89	15.09
8/27/2019 10:15	14.95	14.79	14.83	15	15.13	14.92	15.09
8/27/2019 10:30	14.94	14.78	14.77	15.06	15.13	14.9	15.1
8/27/2019 10:45	14.89	14.72	14.76	15.15	15.14	14.87	15.1
8/27/2019 11:00	14.86	14.68	14.66	15.15	15.15	14.83	15.15
8/27/2019 11:15	14.83	14.58	14.68	15.22	15.15	14.86	15.18
8/27/2019 11:30	14.78	14.56	14.58	15.01	15.16	14.82	15.16
8/27/2019 11:45	14.78	14.53	14.56	15.02	15.17	14.79	15.14
8/27/2019 12:00	14.8	14.52	14.57	15.02	15.18	14.78	15.14
8/27/2019 12:15	14.83	14.52	14.58	15.01	15.2	14.84	15.15
8/27/2019 12:30	14.85	14.54	14.57	15.03	15.26	14.86	15.16
8/27/2019 12:45	14.78	14.54	14.57	15.04	15.31	14.87	15.17
8/27/2019 13:00	14.66	14.54	14.54	15.06	15.38	14.83	15.19
8/27/2019 13:15	14.59	14.53	14.53	15.07	15.46	14.83	15.2
8/27/2019 13:30	14.62	14.52	14.55	15.07	15.55	14.82	15.2
8/27/2019 13:45	14.63	14.51	14.58	15.07	15.61	14.8	15.18
8/27/2019 14:00	14.72	14.51	14.55	15.07	15.6	14.8	15.2
8/27/2019 14:15	14.78	14.51	14.62	15.07	15.66	14.88	15.21
8/27/2019 14:30	14.74	14.53	14.68	15.1	15.74	14.92	15.22
8/27/2019 14:45	14.7	14.53	14.71	15.12	15.86	14.88	15.24
8/27/2019 15:00	14.71	14.52	14.64	15.16	15.92	14.88	15.27
8/27/2019 15:15	14.73	14.52	14.57	15.15	15.94	14.84	15.27
8/27/2019 15:30	14.63	14.52	14.53	15.15	15.96	14.83	15.29
8/27/2019 15:45	14.6	14.53	14.57	15.26	15.99	14.89	15.31
8/27/2019 16:00	14.58	14.53	14.54	15.42	16.02	14.9	15.36
8/27/2019 16:15	14.66	14.55	14.56	15.52	16.07	14.83	15.41
8/27/2019 16:30	14.84	14.66	14.61	15.7	16.11	14.94	15.47
8/27/2019 16:45	15.04	14.82	14.86	15.74	16.15	14.98	15.57
8/27/2019 17:00	15.1	14.93	14.81	15.86	16.15	15.05	15.66
8/27/2019 17:15	15.01	14.86	14.88	15.81	16.12	14.95	15.72
8/27/2019 17:30	14.96	14.73	14.94	15.75	16.14	15.04	15.73
8/27/2019 17:45	14.93	14.63	14.99	15.43	16.15	15.09	15.67
8/27/2019 18:00	14.94	14.59	14.95	15.63	16.13	15.07	15.58
8/27/2019 18:15	14.94	14.59	14.76	15.75	16.08	15	15.58
8/27/2019 18:30	14.91	14.6	14.67	15.74	16.07	14.91	15.63
8/27/2019 18:45	14.88	14.58	14.7	15.59	16.07	14.9	15.64
8/27/2019 19:00	14.87	14.57	14.6	15.5	16.04	14.85	15.6
8/27/2019 19:15	14.8	14.56	14.6	15.52	16	14.83	15.59
8/27/2019 19:30	14.85	14.56	14.6	16	15.99	14.81	15.66
8/27/2019 19:45	14.71	14.53	14.59	15.74	15.99	14.77	15.7
8/27/2019 20:00	14.67	14.52	14.57	15.78	15.97	14.73	15.66
8/27/2019 20:15	14.64	14.5	14.57	15.7	15.94	14.68	15.67



Date Time	K-Plant						
	K-Plant Intake #1 °C	K-Plant Intake #2 °C	EMD Plant Intake °C	Cat Plant Intake °C	K-Plant Discharge °C	EMD Plant Discharge °C	Cat Plant Discharge °C
8/27/2019 20:30	14.62	14.49	14.52	15.71	15.92	14.68	15.6
8/27/2019 20:45	14.58	14.48	14.5	15.8	15.9	14.7	15.57
8/27/2019 21:00	14.56	14.47	14.53	15.31	15.88	14.67	15.56
8/27/2019 21:15	14.59	14.48	14.54	15.41	15.89	14.7	15.56
8/27/2019 21:30	14.57	14.46	14.52	15.8	15.88	14.7	15.51
8/27/2019 21:45	14.56	14.45	14.53	15.47	15.89	14.7	15.46
8/27/2019 22:00	14.56	14.45	14.54	15.21	15.9	14.72	15.41
8/27/2019 22:15	14.62	14.45	14.54	15.26	15.88	14.73	15.37
8/27/2019 22:30	14.57	14.46	14.53	15.08	15.82	14.7	15.31
8/27/2019 22:45	14.6	14.47	14.54	15.05	15.79	14.67	15.26
8/27/2019 23:00	14.63	14.48	14.56	15.14	15.76	14.71	15.25
8/27/2019 23:15	14.65	14.49	14.59	15.28	15.73	14.74	15.25
8/27/2019 23:30	14.7	14.49	14.59	15.27	15.72	14.79	15.27
8/27/2019 23:45	14.73	14.49	14.63	15.43	15.71	14.81	15.27
8/28/2019 0:00	14.73	14.5	14.58	15.42	15.69	14.82	15.32
8/28/2019 0:15	14.65	14.51	14.58	15.54	15.68	14.85	15.35
8/28/2019 0:30	14.62	14.51	14.54	15.23	15.68	14.81	15.33
8/28/2019 0:45	14.58	14.52	14.56	15.11	15.69	14.72	15.3
8/28/2019 1:00	14.57	14.51	14.57	15.24	15.7	14.76	15.25
8/28/2019 1:15	14.59	14.5	14.59	15.3	15.68	14.76	15.25
8/28/2019 1:30	14.6	14.5	14.57	15.1	15.64	14.72	15.25
8/28/2019 1:45	14.6	14.51	14.56	15.09	15.63	14.73	15.23
8/28/2019 2:00	14.64	14.52	14.61	15.22	15.62	14.77	15.21
8/28/2019 2:15	14.64	14.52	14.56	15.31	15.61	14.7	15.24
8/28/2019 2:30	14.65	14.53	14.7	15.2	15.6	14.88	15.27
8/28/2019 2:45	14.69	14.55	14.83	15.25	15.59	14.95	15.28
8/28/2019 3:00	14.76	14.58	14.85	15.27	15.58	14.96	15.29
8/28/2019 3:15	14.76	14.6	14.87	15.31	15.56	14.98	15.31
8/28/2019 3:30	14.76	14.63	14.83	15.28	15.54	14.95	15.32
8/28/2019 3:45	14.78	14.65	14.86	15.32	15.53	14.95	15.35
8/28/2019 4:00	14.78	14.65	14.87	15.35	15.53	14.95	15.34
8/28/2019 4:15	14.81	14.66	14.89	15.25	15.52	14.92	15.36
8/28/2019 4:30	14.82	14.7	14.85	15.22	15.5	14.9	15.32
8/28/2019 4:45	14.9	14.73	14.86	15.26	15.5	14.91	15.31
8/28/2019 5:00	14.88	14.75	14.92	15.27	15.49	15.01	15.32
8/28/2019 5:15	14.92	14.77	14.89	15.38	15.47	14.95	15.34
8/28/2019 5:30	14.92	14.77	14.89	15.31	15.46	14.95	15.37
8/28/2019 5:45	14.91	14.78	14.9	15.31	15.44	14.95	15.34
8/28/2019 6:00	14.94	14.79	14.92	15.28	15.42	14.97	15.35
8/28/2019 6:15	14.93	14.81	14.91	15.27	15.4	14.95	15.34
8/28/2019 6:30	14.92	14.81	14.91	15.23	15.4	14.96	15.32
8/28/2019 6:45	14.91	14.8	14.93	15.18	15.38	14.96	15.3
8/28/2019 7:00	14.93	14.78	14.83	15.19	15.37	14.95	15.29
8/28/2019 7:15	14.92	14.77	14.8	15.23	15.36	17.34	15.29

Date Time	K-Plant						
	K-Plant Intake #1 °C	K-Plant Intake #2 °C	EMD Plant Intake °C	Cat Plant Intake °C	K-Plant Discharge °C	EMD Plant Discharge °C	Cat Plant Discharge °C
8/28/2019 7:30	14.91	14.76	14.86	15.16	15.35	16.29	15.28
8/28/2019 7:45	14.91	14.75	14.77	15.21	15.34	15.21	15.27
8/28/2019 8:00	14.91	14.71	14.77	15.2	15.33	14.92	15.28
8/28/2019 8:15	14.91	14.68	14.81	15.21	15.33	14.96	15.27
8/28/2019 8:30	14.87	14.66	14.76	15.22	15.32	14.92	15.27
8/28/2019 8:45	14.82	14.67	14.75	15.22	15.31	14.9	15.28
8/28/2019 9:00	14.81	14.66	14.79	15.21	15.31	14.87	15.28
8/28/2019 9:15	14.8	14.57	14.78	15.21	15.31	14.86	15.26
8/28/2019 9:30	14.78	14.52	14.74	15.13	15.3	14.85	15.23
8/28/2019 9:45	14.78	14.48	14.71	15.07	15.29	14.79	15.21
8/28/2019 10:00	14.77	14.48	14.69	15.12	15.28	14.79	15.19
8/28/2019 10:15	14.77	14.48	14.64	15.11	15.27	14.79	15.18
8/28/2019 10:30	14.76	14.47	14.57	15.1	15.27	14.78	15.18
8/28/2019 10:45	14.73	14.46	14.74	15.07	15.27	14.77	15.17
8/28/2019 11:00	14.65	14.45	14.65	15.1	15.28	14.76	15.16
8/28/2019 11:15	14.6	14.42	14.59	15.06	15.26	14.73	15.14
8/28/2019 11:30	14.59	14.44	14.6	15.04	15.26	14.73	15.12
8/28/2019 11:45	14.63	14.47	14.67	15.03	15.25	14.75	15.11
8/28/2019 12:00	14.63	14.52	14.67	15.03	15.25	14.77	15.11
8/28/2019 12:15	14.66	14.56	14.62	15.06	15.25	14.76	15.13
8/28/2019 12:30	14.65	14.54	14.55	15.09	15.24	14.77	15.15
8/28/2019 12:45	14.66	14.53	14.7	15.12	15.22	14.79	15.16
8/28/2019 13:00	14.68	14.54	14.72	15.09	15.2	14.81	15.17
8/28/2019 13:15	14.69	14.56	14.66	15.1	15.19	14.83	15.15
8/28/2019 13:30	14.77	14.58	14.67	15.02	15.2	14.85	15.15
8/28/2019 13:45	14.82	14.59	14.86	14.99	15.22	14.95	15.12
8/28/2019 14:00	14.81	14.62	14.85	14.99	15.22	14.96	15.11
8/28/2019 14:15	14.81	14.64	14.9	15	15.23	14.96	15.11
8/28/2019 14:30	14.82	14.65	14.91	15.01	15.23	14.98	15.1
8/28/2019 14:45	14.87	14.66	14.92	15.01	15.23	14.99	15.49
8/28/2019 15:00	14.91	14.77	14.95	15.05	15.24	15.01	16.34
8/28/2019 15:15	14.97	14.84	14.92	15.05	15.26	15.02	15.2
8/28/2019 15:30	15	14.87	14.92	15.12	15.29	14.99	15.19
8/28/2019 15:45	15.05	14.84	14.96	15.2	15.35	15.02	15.23
8/28/2019 16:00	15.01	14.79	14.97	15.35	15.41	15.04	15.29
8/28/2019 16:15	15.06	14.86	15.01	15.35	15.44	15.06	15.35
8/28/2019 16:30	15.1	14.98	14.99	15.35	15.47	15.05	15.39
8/28/2019 16:45	15.07	14.99	14.99	15.3	15.49	15.06	15.42
8/28/2019 17:00	15.08	14.97	15	15.36	15.53	15.09	15.42
8/28/2019 17:15	15.21	14.99	15	15.35	15.59	15.09	15.47
8/28/2019 17:30	15.25	15.05	15.12	15.44	15.6	15.27	15.5
8/28/2019 17:45	15.21	15.08	15.41	15.75	15.64	15.47	15.57
8/28/2019 18:00	15.23	15.14	15.4	15.77	15.68	15.5	15.65
8/28/2019 18:15	15.33	15.17	15.46	15.7	15.74	15.57	15.72

Date Time	K-Plant						
	K-Plant Intake #1 °C	K-Plant Intake #2 °C	EMD Plant Intake °C	Cat Plant Intake °C	K-Plant Discharge °C	EMD Plant Discharge °C	Cat Plant Discharge °C
8/28/2019 18:30	15.41	15.21	15.46	15.8	15.79	15.58	15.77
8/28/2019 18:45	15.5	15.31	15.7	15.85	15.81	15.69	15.82
8/28/2019 19:00	15.59	15.39	15.74	15.83	15.82	15.74	15.85
8/28/2019 19:15	15.6	15.45	15.52	15.89	15.84	15.68	15.88
8/28/2019 19:30	15.58	15.46	15.23	15.81	15.84	15.66	15.91
8/28/2019 19:45	15.58	15.42	15.27	15.84	15.84	15.51	15.9
8/28/2019 20:00	15.6	15.33	15.24	15.84	15.85	15.38	15.92
8/28/2019 20:15	15.59	15.34	15.37	15.69	15.86	15.37	15.88
8/28/2019 20:30	15.56	15.28	15.28	15.78	15.84	15.43	15.84
8/28/2019 20:45	15.55	15.26	15.35	15.82	15.82	15.42	15.87
8/28/2019 21:00	15.52	15.01	14.79	15.82	15.81	15.13	15.89
8/28/2019 21:15	15.16	14.65	14.85	15.84	15.81	15.01	15.89
8/28/2019 21:30	14.99	14.56	14.77	15.84	15.81	14.9	15.89
8/28/2019 21:45	14.87	14.45	14.54	15.85	15.79	14.71	15.89
8/28/2019 22:00	14.79	14.3	14.32	15.77	15.77	14.61	15.89
8/28/2019 22:15	14.75	14.25	14.38	15.74	15.76	14.66	15.84
8/28/2019 22:30	14.65	14.06	14.46	15.68	15.76	14.66	15.79
8/28/2019 22:45	14.5	14	14.18	15.69	15.73	14.59	15.73
8/28/2019 23:00	14.41	14.14	14.11	15.32	15.68	14.38	15.64
8/28/2019 23:15	14.31	14	14.13	15.18	15.66	14.35	15.51
8/28/2019 23:30	14.14	14.01	14.14	15.21	15.62	14.23	15.42
8/28/2019 23:45	14.22	14.07	14.2	15.19	15.57	14.25	15.37
8/29/2019 0:00	14.27	14.1	14.28	15.13	15.59	14.33	15.28
8/29/2019 0:15	14.32	14.17	14.32	15.05	15.63	14.42	15.19
8/29/2019 0:30	14.43	14.25	14.56	15.08	15.65	14.79	15.19
8/29/2019 0:45	14.69	14.37	14.63	15.71	15.69	14.93	15.23
8/29/2019 1:00	14.79	14.45	14.66	15.74	15.73	15.03	15.43
8/29/2019 1:15	14.78	14.52	14.68	15.72	15.75	15.02	15.54
8/29/2019 1:30	15.11	14.63	14.8	15.66	15.75	15.11	15.59
8/29/2019 1:45	15.08	14.65	15.19	15.66	15.73	15.41	15.64
8/29/2019 2:00	15.21	14.65	15.17	15.67	15.7	15.36	15.67
8/29/2019 2:15	15.04	14.62	15.11	15.59	15.7	15.21	15.69
8/29/2019 2:30	15.05	14.65	14.79	15.55	15.7	14.93	15.64
8/29/2019 2:45	15.23	14.78	14.88	15.22	15.7	14.98	15.58
8/29/2019 3:00	15.53	15.01	15.06	15.58	15.7	15.23	15.51
8/29/2019 3:15	15.5	14.99	14.99	15.59	15.7	15.23	15.61
8/29/2019 3:30	15.51	14.93	15.07	15.57	15.7	15.21	15.63
8/29/2019 3:45	15.52	15.06	15.15	15.57	15.7	15.25	15.64
8/29/2019 4:00	15.52	15.18	15.18	15.57	15.69	15.28	15.64
8/29/2019 4:15	15.48	15.21	15.21	15.56	15.68	15.29	15.64
8/29/2019 4:30	15.46	15.23	15.19	15.55	15.67	15.24	15.64
8/29/2019 4:45	15.46	15.06	15.03	15.55	15.66	15.15	15.63
8/29/2019 5:00	15.31	14.65	14.92	15.54	15.65	15.08	15.63
8/29/2019 5:15	15.12	14.51	14.92	15.55	15.63	15.01	15.63

Date Time	K-Plant						
	K-Plant Intake #1 °C	K-Plant Intake #2 °C	EMD Plant Intake °C	Cat Plant Intake °C	Discharge °C	EMD Plant Discharge °C	Cat Plant Discharge °C
8/29/2019 5:30	15.01	14.51	14.87	15.53	15.61	14.98	15.62
8/29/2019 5:45	14.96	14.48	14.77	15.52	15.6	14.91	15.61
8/29/2019 6:00	14.98	14.49	14.82	15.49	15.59	14.95	15.6
8/29/2019 6:15	14.98	14.52	14.83	15.46	15.58	14.96	15.58
8/29/2019 6:30	14.94	14.56	14.74	15.42	15.57	14.84	15.56
8/29/2019 6:45	14.88	14.58	14.56	15.45	15.56	14.74	15.53
8/29/2019 7:00	14.84	14.58	14.51	15.45	15.54	14.64	15.48
8/29/2019 7:15	14.82	14.52	14.62	15.43	15.52	14.62	15.45
8/29/2019 7:30	14.65	14.39	14.46	15.28	15.44	14.59	15.4
8/29/2019 7:45	14.58	14.37	14.54	14.99	15.38	14.59	15.29
8/29/2019 8:00	14.53	14.42	14.52	15	15.32	14.61	15.22
8/29/2019 8:15	14.56	14.46	14.52	15.01	15.3	14.63	15.19
8/29/2019 8:30	14.59	14.48	14.56	15.06	15.29	14.63	15.16
8/29/2019 8:45	14.62	14.45	14.58	15.13	15.27	14.67	15.15
8/29/2019 9:00	14.61	14.44	14.53	15.22	15.24	14.69	15.17
8/29/2019 9:15	14.63	14.44	14.58	15.21	15.23	14.74	15.19
8/29/2019 9:30	14.59	14.45	14.53	15.25	15.21	14.7	15.21
8/29/2019 9:45	14.6	14.45	14.55	15.27	15.19	14.7	15.23
8/29/2019 10:00	14.6	14.44	14.56	15.24	15.17	14.68	15.24
8/29/2019 10:15	14.6	14.44	14.57	15.29	15.16	14.69	15.25
8/29/2019 10:30	14.6	14.45	14.56	15.28	15.18	14.71	15.26
8/29/2019 10:45	14.59	14.46	14.59	15.29	15.19	14.71	15.25
8/29/2019 11:00	14.58	14.46	14.63	15.27	15.19	14.72	15.27
8/29/2019 11:15	14.59	14.46	14.62	15.25	15.18	14.75	15.28
8/29/2019 11:30	14.57	14.46	14.61	15.27	15.19	14.74	15.3
8/29/2019 11:45	14.55	14.46	14.62	15.28	15.19	14.72	15.29
8/29/2019 12:00	14.55	14.45	14.55	15.27	15.21	14.72	15.28
8/29/2019 12:15	14.57	14.46	14.68	15.33	15.22	14.75	15.27
8/29/2019 12:30	14.61	14.48	14.68	15.29	15.22	14.8	15.25
8/29/2019 12:45	14.62	14.5	14.67	15.27	15.23	14.81	15.24
8/29/2019 13:00	14.65	14.53	14.77	15.26	15.23	14.81	15.22
8/29/2019 13:15	14.65	14.53	14.74	14.95	15.24	14.78	15.18
8/29/2019 13:30	14.66	14.54	14.77	14.85	15.26	14.81	15.12
8/29/2019 13:45	14.69	14.54	14.75	14.84	15.28	14.81	15.08
8/29/2019 14:00	14.71	14.53	14.75	14.93	15.31	14.79	15.08
8/29/2019 14:15	14.71	14.53	14.74	15.03	15.34	14.8	15.11
8/29/2019 14:30	14.72	14.53	14.69	15	15.35	14.76	15.11
8/29/2019 14:45	14.73	14.54	14.66	14.97	15.35	14.74	15.11
8/29/2019 15:00	14.74	14.6	14.67	15.04	15.34	14.75	15.11
8/29/2019 15:15	14.74	14.61	14.69	14.97	15.32	14.76	15.12
8/29/2019 15:30	14.75	14.62	14.7	15.06	15.3	14.8	15.11
8/29/2019 15:45	14.75	14.63	14.72	15.07	15.31	14.81	15.14
8/29/2019 16:00	14.77	14.63	14.73	15.13	15.3	14.8	15.15
8/29/2019 16:15	14.77	14.65	14.71	15.11	15.31	14.79	15.18

Date Time	K-Plant						
	K-Plant Intake #1 °C	K-Plant Intake #2 °C	EMD Plant Intake °C	Cat Plant Intake °C	K-Plant Discharge °C	EMD Plant Discharge °C	Cat Plant Discharge °C
8/29/2019 16:30	14.77	14.66	14.74	15.13	15.33	14.79	15.18
8/29/2019 16:45	14.76	14.65	14.69	15.13	15.34	14.79	15.19
8/29/2019 17:00	14.88	14.67	14.79	15.12	15.35	14.82	15.21
8/29/2019 17:15	14.94	14.71	14.78	15.18	15.35	14.84	15.23
8/29/2019 17:30	14.99	14.75	14.85	15.23	15.35	14.88	15.26
8/29/2019 17:45	15.06	14.77	14.82	15.1	15.36	14.89	15.26
8/29/2019 18:00	15	14.84	14.84	15.09	15.35	14.89	15.2
8/29/2019 18:15	15.03	14.86	14.82	15.12	15.34	14.92	15.18
8/29/2019 18:30	15.07	14.89	14.8	15.13	15.33	14.98	15.21
8/29/2019 18:45	15.11	14.89	14.85	15.17	15.33	15.01	15.23
8/29/2019 19:00	15.14	14.89	14.82	15.15	15.34	14.99	15.23
8/29/2019 19:15	15.14	14.92	14.82	15.16	15.34	14.96	15.23
8/29/2019 19:30	15.12	14.9	14.91	15.19	15.34	14.98	15.23
8/29/2019 19:45	15.11	14.93	14.88	15.16	15.33	15.01	15.25
8/29/2019 20:00	15.13	14.95	14.93	15.2	15.33	15.01	15.25
8/29/2019 20:15	15.13	14.95	14.91	15.19	15.32	14.99	15.27
8/29/2019 20:30	15.11	14.95	14.93	15.21	15.31	15	15.27
8/29/2019 20:45	15.09	14.94	14.93	15.23	15.31	15.02	15.29
8/29/2019 21:00	15.05	14.93	14.96	15.22	15.31	15.06	15.3
8/29/2019 21:15	15.07	14.96	14.91	15.23	15.3	15.03	15.3
8/29/2019 21:30	15.1	14.97	14.87	15.23	15.29	14.98	15.3
8/29/2019 21:45	15.08	14.97	14.92	15.21	15.29	14.98	15.3
8/29/2019 22:00	15.11	14.95	14.93	15.2	15.27	14.98	15.29
8/29/2019 22:15	15.11	14.95	14.94	15.17	15.26	15.01	15.28
8/29/2019 22:30	15.11	14.95	14.96	15.15	15.26	15.02	15.26
8/29/2019 22:45	15.06	14.92	14.94	15.14	15.25	15	15.24
8/29/2019 23:00	15.05	14.9	14.96	15.13	15.23	14.99	15.23
8/29/2019 23:15	15.07	14.9	14.91	15.11	15.22	14.99	15.22
8/29/2019 23:30	15.06	14.9	14.89	15.11	15.21	14.99	15.21
8/29/2019 23:45	15.07	14.98	14.95	15.11	15.21	15.01	15.21
8/30/2019 0:00	15.06	14.94	14.88	15.1	15.19	15	15.2
8/30/2019 0:15	15.06	15	14.98	15.1	15.19	15	15.19
8/30/2019 0:30	15.06	14.94	14.9	15.1	15.18	14.98	15.19
8/30/2019 0:45	15.05	14.9	14.84	15.09	15.17	14.97	15.18
8/30/2019 1:00	15.03	14.82	14.83	15.08	15.16	14.93	15.17
8/30/2019 1:15	15.02	14.82	14.91	15.07	15.16	14.91	15.16
8/30/2019 1:30	15.02	14.85	14.85	15.05	15.16	14.88	15.16
8/30/2019 1:45	15.02	14.82	14.87	15.04	15.15	14.89	15.14
8/30/2019 2:00	15.02	14.87	14.86	15.03	15.14	14.87	15.13
8/30/2019 2:15	15.01	14.8	14.83	15.02	15.12	14.85	15.12
8/30/2019 2:30	14.99	14.79	14.8	15.01	15.12	14.85	15.12
8/30/2019 2:45	14.99	14.78	14.65	15	15.11	14.84	15.11
8/30/2019 3:00	14.98	14.79	14.67	14.99	15.1	14.85	15.1
8/30/2019 3:15	14.96	14.76	14.63	14.98	15.1	14.81	15.08

Date Time	K-Plant						
	K-Plant Intake #1 °C	K-Plant Intake #2 °C	EMD Plant Intake °C	Cat Plant Intake °C	Discharge °C	EMD Plant Discharge °C	Cat Plant Discharge °C
8/30/2019 3:30	14.92	14.75	14.62	14.97	15.09	14.77	15.07
8/30/2019 3:45	14.92	14.75	14.61	14.96	15.07	14.74	15.06
8/30/2019 4:00	14.91	14.73	14.52	14.94	15.06	14.73	15.05
8/30/2019 4:15	14.89	14.73	14.66	14.92	15.04	14.75	15.04
8/30/2019 4:30	14.89	14.74	14.55	14.91	15.03	14.74	15.02
8/30/2019 4:45	14.88	14.74	14.79	14.91	15.02	14.83	15.01
8/30/2019 5:00	14.87	14.74	14.83	14.89	15	14.84	15
8/30/2019 5:15	14.86	14.75	14.83	14.87	14.99	14.86	14.98
8/30/2019 5:30	14.83	14.73	14.77	14.86	14.98	14.78	14.97
8/30/2019 5:45	14.81	14.69	14.76	14.85	14.97	14.78	14.96
8/30/2019 6:00	14.8	14.64	14.83	14.83	14.95	14.83	14.94
8/30/2019 6:15	14.79	14.57	14.74	14.82	14.94	14.79	14.93
8/30/2019 6:30	14.76	14.57	14.76	14.79	14.94	14.8	14.91
8/30/2019 6:45	14.77	14.6	14.77	14.79	14.92	14.78	14.9
8/30/2019 7:00	14.78	14.62	14.75	14.78	14.91	14.79	14.89
8/30/2019 7:15	14.76	14.61	14.74	14.78	14.9	14.79	14.88
8/30/2019 7:30	14.75	14.64	14.75	14.78	14.9	14.8	14.87
8/30/2019 7:45	14.74	14.61	14.71	14.75	14.88	14.79	14.87
8/30/2019 8:00	14.72	14.6	14.73	14.75	14.88	14.79	14.86
8/30/2019 8:15	14.72	14.62	14.7	14.74	14.87	14.77	14.85
8/30/2019 8:30	14.71	14.63	14.69	14.73	14.86	14.76	14.84
8/30/2019 8:45	14.71	14.61	14.69	14.73	14.86	14.77	14.83
8/30/2019 9:00	14.71	14.61	14.72	14.72	14.85	14.77	14.83
8/30/2019 9:15	14.7	14.6	14.72	14.72	14.84	14.77	14.82
8/30/2019 9:30	14.7	14.58	14.71	14.72	14.84	14.76	14.82
8/30/2019 9:45	14.69	14.59	14.72	14.71	14.84	14.77	14.81
8/30/2019 10:00	14.69	14.6	14.73	14.71	14.84	14.76	14.8
8/30/2019 10:15	14.68	14.62	14.7	14.71	14.84	14.74	14.8
8/30/2019 10:30	14.7	14.61	14.69	14.71	14.84	14.73	14.8
8/30/2019 10:45	14.7	14.61	14.68	14.71	14.84	14.69	14.8
8/30/2019 11:00	14.68	14.57	14.69	14.7	14.83	14.71	14.79
8/30/2019 11:15	14.68	14.56	14.64	14.7	14.83	14.69	14.79
8/30/2019 11:30	14.69	14.54	14.65	14.69	14.83	14.69	14.78
8/30/2019 11:45	14.69	14.57	14.64	14.68	14.82	14.66	14.78
8/30/2019 12:00	14.69	14.62	14.65	14.68	14.82	14.66	14.78
8/30/2019 12:15	14.68	14.63	14.65	14.68	14.82	14.67	14.78
8/30/2019 12:30	14.68	14.65	14.61	14.67	14.82	14.64	14.77
8/30/2019 12:45	14.67	14.64	14.52	14.66	14.83	14.65	14.77
8/30/2019 13:00	14.66	14.62	14.53	14.69	14.82	14.62	14.77
8/30/2019 13:15	14.64	14.61	14.57	14.67	14.82	14.64	14.77
8/30/2019 13:30	14.65	14.61	14.61	14.69	14.81	14.65	14.77
8/30/2019 13:45	14.65	14.62	14.67	14.68	14.8	14.73	14.77
8/30/2019 14:00	14.67	14.63	14.71	14.71	14.8	14.75	14.78
8/30/2019 14:15	14.66	14.64	14.68	14.73	14.8	14.73	14.79

Date Time	K-Plant						
	K-Plant Intake #1 °C	K-Plant Intake #2 °C	EMD Plant Intake °C	Cat Plant Intake °C	K-Plant Discharge °C	EMD Plant Discharge °C	Cat Plant Discharge °C
8/30/2019 14:30	14.67	14.66	14.67	14.73	14.8	14.73	14.8
8/30/2019 14:45	14.69	14.66	14.69	14.73	14.82	14.72	14.81
8/30/2019 15:00	14.69	14.67	14.67	14.74	14.82	14.73	14.82
8/30/2019 15:15	14.69	14.67	14.69	14.73	14.82	14.74	14.82
8/30/2019 15:30	14.68	14.67	14.7	14.74	14.82	14.75	14.82
8/30/2019 15:45	14.69	14.68	14.71	14.75	14.83	14.75	14.83
8/30/2019 16:00	14.7	14.69	14.69	14.76	14.83	14.76	14.83
8/30/2019 16:15	14.7	14.69	14.72	14.74	14.84	14.77	14.84
8/30/2019 16:30	14.7	14.69	14.69	14.74	14.85	14.77	14.83
8/30/2019 16:45	14.71	14.7	14.72	14.74	14.86	14.77	14.83
8/30/2019 17:00	14.72	14.69	14.71	14.74	14.86	14.77	14.83
8/30/2019 17:15	14.74	14.7	14.65	14.74	14.87	14.76	14.83
8/30/2019 17:30	14.75	14.7	14.72	14.73	14.87	14.77	14.82
8/30/2019 17:45	14.75	14.65	14.69	14.72	14.88	14.77	14.82
8/30/2019 18:00	14.75	14.63	14.71	14.7	14.88	14.77	14.81
8/30/2019 18:15	14.69	14.62	14.7	14.69	14.88	14.76	14.8
8/30/2019 18:30	14.66	14.61	14.67	14.69	14.89	14.76	14.79
8/30/2019 18:45	14.67	14.62	14.67	14.69	14.9	14.74	14.79
8/30/2019 19:00	14.71	14.63	14.67	14.69	14.89	14.74	14.78
8/30/2019 19:15	14.71	14.64	14.7	14.7	14.88	14.75	14.79
8/30/2019 19:30	14.71	14.64	14.67	14.74	14.88	14.76	14.8
8/30/2019 19:45	14.71	14.64	14.69	14.73	14.88	14.76	14.81
8/30/2019 20:00	14.72	14.65	14.71	14.75	14.87	14.76	14.81
8/30/2019 20:15	14.72	14.67	14.68	14.74	14.87	14.76	14.82
8/30/2019 20:30	14.71	14.68	14.7	14.74	14.86	14.77	14.82
8/30/2019 20:45	14.71	14.68	14.71	14.74	14.85	14.77	14.82
8/30/2019 21:00	14.7	14.68	14.72	14.72	14.84	14.76	14.81
8/30/2019 21:15	14.7	14.68	14.72	14.71	14.82	14.77	14.8
8/30/2019 21:30	14.69	14.67	14.71	14.7	14.81	14.75	14.79
8/30/2019 21:45	14.68	14.67	14.7	14.69	14.79	14.75	14.79
8/30/2019 22:00	14.67	14.66	14.71	14.68	14.79	14.74	14.78
8/30/2019 22:15	14.67	14.65	14.67	14.67	14.78	14.71	14.77
8/30/2019 22:30	14.65	14.65	14.66	14.66	14.77	14.72	14.77
8/30/2019 22:45	14.65	14.64	14.62	14.65	14.75	14.69	14.75
8/30/2019 23:00	14.64	14.64	14.66	14.65	14.74	14.69	14.74
8/30/2019 23:15	14.64	14.63	14.66	14.62	14.74	14.7	14.74
8/30/2019 23:30	14.61	14.62	14.65	14.62	14.73	14.7	14.72
8/30/2019 23:45	14.62	14.61	14.62	14.61	14.72	14.69	14.72
8/31/2019 0:00	14.61	14.61	14.62	14.61	14.71	14.68	14.71
8/31/2019 0:15	14.6	14.6	14.63	14.6	14.7	14.67	14.7
8/31/2019 0:30	14.58	14.59	14.6	14.59	14.69	14.66	14.69
8/31/2019 0:45	14.58	14.57	14.59	14.58	14.68	14.65	14.68
8/31/2019 1:00	14.55	14.55	14.6	14.58	14.67	14.65	14.67
8/31/2019 1:15	14.54	14.54	14.58	14.56	14.67	14.64	14.66

Date Time	K-Plant						
	K-Plant Intake #1 °C	K-Plant Intake #2 °C	EMD Plant Intake °C	Cat Plant Intake °C	K-Plant Discharge °C	EMD Plant Discharge °C	Cat Plant Discharge °C
8/31/2019 1:30	14.53	14.54	14.58	14.56	14.66	14.64	14.65
8/31/2019 1:45	14.53	14.52	14.57	14.55	14.65	14.62	14.65
8/31/2019 2:00	14.52	14.52	14.55	14.54	14.63	14.61	14.64
8/31/2019 2:15	14.52	14.51	14.54	14.52	14.61	14.59	14.63
8/31/2019 2:30	14.5	14.5	14.52	14.51	14.61	14.59	14.61
8/31/2019 2:45	14.47	14.48	14.52	14.51	14.6	14.57	14.6
8/31/2019 3:00	14.47	14.47	14.52	14.49	14.59	14.56	14.6
8/31/2019 3:15	14.45	14.46	14.5	14.48	14.58	14.55	14.59
8/31/2019 3:30	14.45	14.45	14.49	14.48	14.57	14.54	14.57
8/31/2019 3:45	14.44	14.44	14.47	14.47	14.56	14.52	14.57
8/31/2019 4:00	14.43	14.43	14.44	14.46	14.55	14.49	14.56
8/31/2019 4:15	14.41	14.42	14.41	14.45	14.53	14.47	14.55
8/31/2019 4:30	14.4	14.41	14.4	14.43	14.52	14.46	14.54
8/31/2019 4:45	14.39	14.4	14.44	14.43	14.52	14.49	14.53
8/31/2019 5:00	14.39	14.4	14.43	14.42	14.51	14.48	14.52
8/31/2019 5:15	14.39	14.4	14.41	14.41	14.5	14.45	14.51
8/31/2019 5:30	14.36	14.39	14.41	14.4	14.5	14.45	14.5
8/31/2019 5:45	14.37	14.37	14.37	14.39	14.49	14.45	14.49
8/31/2019 6:00	14.35	14.36	14.37	14.37	14.48	14.41	14.48
8/31/2019 6:15	14.34	14.35	14.36	14.36	14.47	14.41	14.47
8/31/2019 6:30	14.32	14.34	14.36	14.35	14.46	14.41	14.46
8/31/2019 6:45	14.31	14.34	14.34	14.35	14.45	14.4	14.45
8/31/2019 7:00	14.31	14.31	14.31	14.33	14.44	14.38	14.44
8/31/2019 7:15	14.3	14.3	14.33	14.33	14.43	14.38	14.43
8/31/2019 7:30	14.3	14.3	14.33	14.32	14.42	14.37	14.43
8/31/2019 7:45	14.3	14.3	14.33	14.31	14.4	14.37	14.42
8/31/2019 8:00	14.3	14.3	14.31	14.31	14.39	14.37	14.41
8/31/2019 8:15	14.28	14.3	14.3	14.31	14.38	14.35	14.41
8/31/2019 8:30	14.28	14.29	14.29	14.31	14.39	14.34	14.4
8/31/2019 8:45	14.28	14.28	14.29	14.29	14.39	14.35	14.4
8/31/2019 9:00	14.28	14.28	14.3	14.29	14.39	15.45	14.39
8/31/2019 9:15	14.28	14.28	14.27	14.29	14.38	17.9	14.39
8/31/2019 9:30	14.27	14.28	14.21	14.28	14.38	18.06	14.39
8/31/2019 9:45	14.28	14.27	14.24	14.27	14.38	18.12	14.38
8/31/2019 10:00	14.27	14.27	14.26	14.27	14.39	18.16	14.37
8/31/2019 10:15	14.27	14.27	14.21	14.27	14.4	18.17	14.37
8/31/2019 10:30	14.27	14.27	14.2	14.27	14.4	17.28	14.37
8/31/2019 10:45	14.28	14.27	14.12	14.27	14.41	17.08	14.36
8/31/2019 11:00	14.28	14.28	14.24	14.28	14.41	17.13	14.36
8/31/2019 11:15	14.28	14.28	14.28	14.27	14.42	17.17	14.36
8/31/2019 11:30	14.29	14.29	14.23	14.28	14.43	17.17	14.36
8/31/2019 11:45	14.3	14.29	14.28	14.28	14.44	17.19	14.37
8/31/2019 12:00	14.31	14.3	14.28	14.29	14.45	17.24	14.37
8/31/2019 12:15	14.32	14.3	14.26	14.29	14.46	17.89	14.37



Date Time	K-Plant						
	K-Plant Intake #1 °C	K-Plant Intake #2 °C	EMD Plant Intake °C	Cat Plant Intake °C	K-Plant Discharge °C	EMD Plant Discharge °C	Cat Plant Discharge °C
8/31/2019 12:30	14.31	14.29	14.29	14.29	14.48	18.21	14.39
8/31/2019 12:45	14.31	14.28	14.28	14.34	14.5	18.23	14.42
8/31/2019 13:00	14.3	14.27	14.27	14.47	14.53	18.24	14.44
8/31/2019 13:15	14.28	14.27	14.26	14.45	14.54	18.26	14.48
8/31/2019 13:30	14.29	14.26	14.24	14.3	14.53	18.27	14.45
8/31/2019 13:45	14.26	14.25	14.28	14.3	14.53	18.26	14.4
8/31/2019 14:00	14.26	14.25	14.25	14.28	14.53	18.24	14.39
8/31/2019 14:15	14.26	14.24	14.28	14.29	14.53	18.27	14.38
8/31/2019 14:30	14.26	14.24	14.29	14.28	14.53	18.25	14.38
8/31/2019 14:45	14.26	14.25	14.26	14.29	14.54	18.34	14.38
8/31/2019 15:00	14.26	14.25	14.26	14.31	14.54	18.25	14.38
8/31/2019 15:15	14.26	14.25	14.28	14.29	14.56	18.28	14.39
8/31/2019 15:30	14.26	14.25	14.28	14.28	14.57	18.32	14.39
8/31/2019 15:45	14.26	14.25	14.26	14.28	14.57	18.29	14.38
8/31/2019 16:00	14.26	14.25	14.24	14.27	14.54	18.27	14.37
8/31/2019 16:15	14.26	14.24	14.19	14.27	14.54	18.27	14.37
8/31/2019 16:30	14.26	14.24	14.3	14.32	14.56	18.32	14.41
8/31/2019 16:45	14.27	14.25	14.29	14.38	14.58	18.32	14.42
8/31/2019 17:00	14.25	14.23	14.28	14.56	14.61	18.28	14.47
8/31/2019 17:15	14.25	14.22	14.3	14.57	14.62	18.31	14.5
8/31/2019 17:30	14.25	14.22	14.31	14.5	14.63	18.34	14.51
8/31/2019 17:45	14.27	14.23	14.31	14.55	14.64	18.39	14.52
8/31/2019 18:00	14.27	14.25	14.31	14.51	14.64	18.37	14.53
8/31/2019 18:15	14.27	14.25	14.31	14.42	14.63	18.34	14.51
8/31/2019 18:30	14.27	14.26	14.31	14.38	14.62	18.35	14.48
8/31/2019 18:45	14.28	14.26	14.31	14.34	14.61	18.35	14.46
8/31/2019 19:00	14.28	14.27	14.31	14.43	14.59	18.35	14.45
8/31/2019 19:15	14.28	14.27	14.31	14.44	14.57	18.36	14.47
8/31/2019 19:30	14.28	14.27	14.35	14.43	14.56	18.28	14.51
8/31/2019 19:45	14.28	14.27	14.34	14.43	14.55	18.36	14.51
8/31/2019 20:00	14.34	14.28	14.37	14.42	14.54	18.41	14.52
8/31/2019 20:15	14.37	14.28	14.41	14.42	14.54	18.43	14.51
8/31/2019 20:30	14.37	14.3	14.42	14.41	14.53	18.46	14.51
8/31/2019 20:45	14.39	14.32	14.4	14.41	14.53	18.46	14.5
8/31/2019 21:00	14.39	14.32	14.39	14.42	14.52	18.45	14.5
8/31/2019 21:15	14.38	14.32	14.39	14.41	14.52	18.41	14.5
8/31/2019 21:30	14.38	14.33	14.37	14.41	14.52	18.41	14.5
8/31/2019 21:45	14.37	14.32	14.37	14.42	14.51	18.41	14.5
8/31/2019 22:00	14.38	14.35	14.39	14.41	14.5	18.42	14.5
8/31/2019 22:15	14.37	14.35	14.4	14.4	14.5	18.44	14.5
8/31/2019 22:30	14.37	14.35	14.37	14.4	14.5	18.42	14.49
8/31/2019 22:45	14.37	14.35	14.4	14.39	14.5	18.43	14.49
8/31/2019 23:00	14.36	14.34	14.4	14.38	14.49	18.41	14.48
8/31/2019 23:15	14.36	14.35	14.38	14.38	14.48	18.43	14.48

Date Time	K-Plant						
	K-Plant Intake #1 °C	K-Plant Intake #2 °C	EMD Plant Intake °C	Cat Plant Intake °C	K-Plant Discharge °C	EMD Plant Discharge °C	Cat Plant Discharge °C
8/31/2019 23:30	14.35	14.34	14.38	14.37	14.47	18.4	14.48
8/31/2019 23:45	14.35	14.34	14.36	14.37	14.47	18.38	14.47
9/1/2019 0:00	14.34	14.34	14.37	14.37	14.46	18.32	14.47
9/1/2019 0:15	14.34	14.34	14.35	14.36	14.46	18.42	14.46
9/1/2019 0:30	14.35	14.34	14.36	14.36	14.45	18.39	14.46
9/1/2019 0:45	14.35	14.34	14.36	14.35	14.45	18.41	14.46
9/1/2019 1:00	14.34	14.33	14.37	14.35	14.45	18.4	14.45
9/1/2019 1:15	14.34	14.32	14.35	14.35	14.45	18.39	14.45
9/1/2019 1:30	14.32	14.33	14.35	14.34	14.44	18.46	14.44
9/1/2019 1:45	14.32	14.32	14.37	14.33	14.44	18.45	14.43
9/1/2019 2:00	14.33	14.32	14.35	14.32	14.43	18.46	14.43
9/1/2019 2:15	14.33	14.32	14.34	14.31	14.43	18.45	14.42
9/1/2019 2:30	14.31	14.3	14.33	14.3	14.42	18.44	14.41
9/1/2019 2:45	14.3	14.28	14.33	14.3	14.41	18.38	14.4
9/1/2019 3:00	14.29	14.28	14.28	14.3	14.41	18.33	14.4
9/1/2019 3:15	14.29	14.28	14.26	14.3	14.41	18.32	14.4
9/1/2019 3:30	14.28	14.28	14.31	14.29	14.4	18.35	14.39
9/1/2019 3:45	14.28	14.28	14.31	14.28	14.4	18.32	14.39
9/1/2019 4:00	14.27	14.28	14.29	14.27	14.4	18.29	14.38
9/1/2019 4:15	14.27	14.27	14.29	14.27	14.4	18.29	14.37
9/1/2019 4:30	14.3	14.26	14.21	14.26	14.4	18.24	14.37
9/1/2019 4:45	14.27	14.26	14.16	14.26	14.4	18.2	14.36
9/1/2019 5:00	14.26	14.25	14.17	14.25	14.39	18.24	14.36
9/1/2019 5:15	14.27	14.24	14.18	14.25	14.38	18.21	14.35
9/1/2019 5:30	14.25	14.24	14.17	14.24	14.38	18.21	14.34
9/1/2019 5:45	14.25	14.24	14.18	14.23	14.37	18.25	14.34
9/1/2019 6:00	14.25	14.24	14.16	14.23	14.36	18.23	14.33
9/1/2019 6:15	14.25	14.24	14.2	14.22	14.36	18.18	14.32
9/1/2019 6:30	14.24	14.23	14.2	14.22	14.35	18.23	14.32
9/1/2019 6:45	14.23	14.23	14.2	14.2	14.34	18.21	14.31
9/1/2019 7:00	14.23	14.22	14.21	14.19	14.34	18.18	14.31
9/1/2019 7:15	14.22	14.23	14.18	14.2	14.33	18.2	14.3
9/1/2019 7:30	14.21	14.22	14.2	14.19	14.32	18.2	14.3
9/1/2019 7:45	14.21	14.21	14.17	14.19	14.32	18.16	14.29
9/1/2019 8:00	14.21	14.21	14.19	14.18	14.31	18.17	14.28
9/1/2019 8:15	14.21	14.19	14.19	14.18	14.3	18.2	14.27
9/1/2019 8:30	14.2	14.18	14.18	14.17	14.31	18.17	14.27
9/1/2019 8:45	14.19	14.17	14.17	14.17	14.31	18.2	14.27
9/1/2019 9:00	14.19	14.17	14.17	14.17	14.31	18.17	14.27
9/1/2019 9:15	14.17	14.17	14.12	14.18	14.31	18.16	14.27
9/1/2019 9:30	14.17	14.17	14.12	14.2	14.31	18.13	14.27
9/1/2019 9:45	14.17	14.17	14.15	14.21	14.31	17.2	14.29
9/1/2019 10:00	14.17	14.17	14.1	14.23	14.31	16.57	14.3
9/1/2019 10:15	14.17	14.16	14.07	14.2	14.31	15.39	14.3

Date Time	K-Plant						
	K-Plant Intake #1 °C	K-Plant Intake #2 °C	EMD Plant Intake °C	Cat Plant Intake °C	K-Plant Discharge °C	EMD Plant Discharge °C	Cat Plant Discharge °C
9/1/2019 10:30	14.17	14.16	14.05	14.21	14.31	14.42	14.29
9/1/2019 10:45	14.17	14.15	14.08	14.21	14.31	14.22	14.3
9/1/2019 11:00	14.16	14.15	14.07	14.18	14.31	14.21	14.3
9/1/2019 11:15	14.16	14.14	14.1	14.18	14.32	14.21	14.29
9/1/2019 11:30	14.16	14.14	14.09	14.15	14.32	14.21	14.28
9/1/2019 11:45	14.15	14.14	14.1	14.14	14.33	14.24	14.26
9/1/2019 12:00	14.14	14.13	14.16	14.15	14.33	14.23	14.26
9/1/2019 12:15	14.14	14.13	14.17	14.15	14.32	14.24	14.26
9/1/2019 12:30	14.14	14.13	14.17	14.16	14.34	14.26	14.26
9/1/2019 12:45	14.16	14.13	14.18	14.17	14.35	14.26	14.26
9/1/2019 13:00	14.19	14.13	14.18	14.18	14.37	14.26	14.27
9/1/2019 13:15	14.19	14.14	14.17	14.18	14.37	14.24	14.28
9/1/2019 13:30	14.19	14.14	14.17	14.18	14.36	14.25	14.28
9/1/2019 13:45	14.2	14.14	14.16	14.19	14.35	14.25	14.28
9/1/2019 14:00	14.2	14.14	14.17	14.2	14.35	14.25	14.28
9/1/2019 14:15	14.2	14.15	14.18	14.22	14.37	14.25	14.29
9/1/2019 14:30	14.21	14.15	14.22	14.25	14.37	14.26	14.31
9/1/2019 14:45	14.21	14.15	14.21	14.25	14.38	14.26	14.32
9/1/2019 15:00	14.22	14.16	14.16	14.27	14.38	14.25	14.32
9/1/2019 15:15	14.22	14.18	14.14	14.22	14.39	14.25	14.32
9/1/2019 15:30	14.22	14.18	14.13	14.23	14.4	14.24	14.32
9/1/2019 15:45	14.22	14.14	14.1	14.2	14.4	14.21	14.32
9/1/2019 16:00	14.18	14.13	14.08	14.21	14.4	14.17	14.3
9/1/2019 16:15	14.18	14.12	14.09	14.24	14.39	14.2	14.31
9/1/2019 16:30	14.18	14.11	14.1	14.21	14.41	14.2	14.35
9/1/2019 16:45	14.18	14.11	14.11	14.21	14.48	14.2	14.35
9/1/2019 17:00	14.17	14.1	14.11	14.22	14.59	14.21	14.32
9/1/2019 17:15	14.16	14.09	14.12	14.2	14.63	14.21	14.32
9/1/2019 17:30	14.15	14.08	14.12	14.21	14.66	14.21	14.31
9/1/2019 17:45	14.15	14.08	14.13	14.24	14.66	14.2	14.31
9/1/2019 18:00	14.16	14.1	14.12	14.34	14.67	14.2	14.31
9/1/2019 18:15	14.17	14.1	14.16	14.23	14.69	14.23	14.33
9/1/2019 18:30	14.21	14.12	14.13	14.23	14.66	14.22	14.33
9/1/2019 18:45	14.19	14.12	14.14	14.24	14.61	14.22	14.32
9/1/2019 19:00	14.21	14.12	14.12	14.25	14.6	14.19	14.34
9/1/2019 19:15	14.22	14.07	14.17	14.26	14.61	14.24	14.33
9/1/2019 19:30	14.2	14.05	14.16	14.26	14.63	14.25	14.32
9/1/2019 19:45	14.12	13.96	14.14	14.36	14.61	14.2	14.32
9/1/2019 20:00	14.07	13.91	14.14	14.36	14.59	14.19	14.36
9/1/2019 20:15	14.06	13.88	14.02	14.22	14.57	14.13	14.34
9/1/2019 20:30	14.08	13.91	14	14.15	14.55	14.13	14.32
9/1/2019 20:45	14.08	13.95	14	14.21	14.52	14.1	14.28
9/1/2019 21:00	14.1	14.02	14.09	14.18	14.49	14.16	14.27
9/1/2019 21:15	14.1	14.05	14.14	14.22	14.49	14.2	14.29

Date Time	K-Plant						
	K-Plant Intake #1 °C	K-Plant Intake #2 °C	EMD Plant Intake °C	Cat Plant Intake °C	K-Plant Discharge °C	EMD Plant Discharge °C	Cat Plant Discharge °C
9/1/2019 21:30	14.1	14.06	14.12	14.25	14.48	14.2	14.3
9/1/2019 21:45	14.11	14.07	14.16	14.23	14.47	14.21	14.32
9/1/2019 22:00	14.11	14.07	14.1	14.23	14.46	14.21	14.33
9/1/2019 22:15	14.11	14.07	14.13	14.28	14.45	14.19	14.32
9/1/2019 22:30	14.11	14.07	14.13	14.27	14.44	14.17	14.32
9/1/2019 22:45	14.11	14.07	14.11	14.29	14.42	14.17	14.33
9/1/2019 23:00	14.11	14.06	14.09	14.3	14.42	14.16	14.33
9/1/2019 23:15	14.1	14.05	14.09	14.22	14.42	14.15	14.32
9/1/2019 23:30	14.09	14.04	14.08	14.22	14.41	14.11	14.29
9/1/2019 23:45	14.08	13.98	14	14.25	14.39	14.07	14.27
9/2/2019 0:00	14.06	13.95	13.85	14.21	14.37	13.98	14.26
9/2/2019 0:15	14.06	13.93	13.97	14.16	14.35	13.99	14.26
9/2/2019 0:30	14.05	13.9	13.94	14.09	14.35	13.98	14.25
9/2/2019 0:45	14.05	13.91	13.94	14.08	14.34	14	14.21
9/2/2019 1:00	14.02	13.89	13.99	14.1	14.33	14.01	14.2
9/2/2019 1:15	13.99	13.87	13.98	14.06	14.31	14.02	14.18
9/2/2019 1:30	14	13.87	13.94	14.04	14.3	14.02	14.17
9/2/2019 1:45	14.02	13.87	13.91	14.04	14.29	13.99	14.16
9/2/2019 2:00	14.04	13.88	13.92	14.05	14.29	13.99	14.16
9/2/2019 2:15	14.04	13.88	13.94	14.07	14.28	13.98	14.16
9/2/2019 2:30	14.02	13.88	13.94	14.06	14.28	13.99	14.16
9/2/2019 2:45	14.03	13.9	13.93	14.07	14.26	14.01	14.15
9/2/2019 3:00	14.01	13.92	13.95	14.04	14.25	13.99	14.16
9/2/2019 3:15	14.01	13.92	13.95	14.04	14.24	14	14.15
9/2/2019 3:30	14	13.92	13.94	14.04	14.23	14	14.14
9/2/2019 3:45	14.01	13.92	13.93	14.02	14.22	14	14.13
9/2/2019 4:00	13.96	13.92	13.93	14.01	14.21	13.99	14.12
9/2/2019 4:15	13.99	13.93	13.93	14	14.2	14	14.12
9/2/2019 4:30	13.98	13.94	13.99	13.99	14.18	14	14.11
9/2/2019 4:45	14.03	13.93	13.92	13.98	14.17	13.98	14.1
9/2/2019 5:00	14.02	13.93	13.92	13.98	14.16	13.99	14.09
9/2/2019 5:15	13.99	13.93	13.93	13.97	14.15	13.99	14.08
9/2/2019 5:30	14.01	13.94	13.97	13.96	14.14	14	14.08
9/2/2019 5:45	14	13.94	13.95	13.96	14.13	14	14.07
9/2/2019 6:00	13.99	13.94	13.94	13.94	14.12	13.99	14.06
9/2/2019 6:15	13.99	13.94	13.94	13.95	14.11	14	14.05
9/2/2019 6:30	13.98	13.94	13.93	13.95	14.11	14	14.04
9/2/2019 6:45	13.98	13.94	13.95	13.94	14.1	13.99	14.04
9/2/2019 7:00	13.95	13.94	13.94	13.94	14.1	14	14.04
9/2/2019 7:15	13.96	13.94	13.93	13.93	14.09	13.99	14.04
9/2/2019 7:30	13.96	13.93	13.93	13.92	14.09	13.97	14.03
9/2/2019 7:45	13.95	13.94	13.88	13.91	14.08	13.99	14.02
9/2/2019 8:00	13.95	13.94	13.87	13.91	14.08	13.98	14.01
9/2/2019 8:15	13.94	13.94	13.91	13.91	14.07	13.98	14.01

Date Time	K-Plant						
	K-Plant Intake #1 °C	K-Plant Intake #2 °C	EMD Plant Intake °C	Cat Plant Intake °C	K-Plant Discharge °C	EMD Plant Discharge °C	Cat Plant Discharge °C
9/2/2019 8:30	13.94	13.95	13.91	13.9	14.07	13.95	14
9/2/2019 8:45	13.94	13.94	13.88	13.9	14.06	13.95	14
9/2/2019 9:00	13.94	13.93	13.89	13.9	14.05	13.96	14
9/2/2019 9:15	13.94	13.93	13.89	13.9	14.05	13.94	14
9/2/2019 9:30	13.93	13.93	13.89	13.9	14.05	13.94	13.99
9/2/2019 9:45	13.93	13.92	13.87	13.9	14.04	13.94	13.99
9/2/2019 10:00	13.92	13.92	13.87	13.89	14.04	13.95	13.99
9/2/2019 10:15	13.92	13.91	13.91	13.89	14.04	13.95	13.99
9/2/2019 10:30	13.92	13.91	13.9	13.9	14.04	13.95	13.99
9/2/2019 10:45	13.91	13.9	13.91	13.89	14.05	13.97	13.99
9/2/2019 11:00	13.91	13.9	13.89	13.89	14.05	13.95	13.99
9/2/2019 11:15	13.91	13.9	13.89	13.89	14.05	13.95	13.98
9/2/2019 11:30	13.9	13.89	13.9	13.89	14.05	13.95	13.98
9/2/2019 11:45	13.9	13.89	13.87	13.89	14.05	13.93	13.98
9/2/2019 12:00	13.89	13.89	13.89	13.88	14.05	13.93	13.98
9/2/2019 12:15	13.88	13.88	13.87	13.89	14.05	13.92	13.98
9/2/2019 12:30	13.89	13.88	13.85	13.88	14.05	13.92	13.98
9/2/2019 12:45	13.88	13.88	13.88	13.89	14.05	13.93	13.98
9/2/2019 13:00	13.88	13.88	13.88	13.9	14.05	13.93	13.98
9/2/2019 13:15	13.88	13.88	13.89	13.89	14.06	13.94	13.99
9/2/2019 13:30	13.88	13.87	13.88	13.89	14.06	13.94	13.99
9/2/2019 13:45	13.89	13.87	13.89	13.9	14.06	13.95	13.99
9/2/2019 14:00	13.88	13.87	13.89	13.91	14.06	13.95	13.99
9/2/2019 14:15	13.88	13.84	13.89	13.9	14.06	13.95	13.99
9/2/2019 14:30	13.89	13.84	13.89	13.9	14.05	13.95	13.99
9/2/2019 14:45	13.88	13.84	13.88	13.9	14.05	13.95	13.99
9/2/2019 15:00	13.88	13.85	13.89	13.9	14.04	13.95	13.99
9/2/2019 15:15	13.88	13.86	13.88	13.9	14.05	13.95	13.99
9/2/2019 15:30	13.88	13.86	13.88	13.89	14.06	13.95	13.99
9/2/2019 15:45	13.88	13.88	13.9	13.9	14.07	13.96	13.99
9/2/2019 16:00	13.89	13.88	13.9	13.93	14.07	13.97	14
9/2/2019 16:15	13.89	13.88	13.9	13.94	14.07	13.97	14.01
9/2/2019 16:30	13.91	13.88	13.9	13.94	14.07	13.97	14.02
9/2/2019 16:45	13.92	13.89	13.92	13.95	14.07	13.99	14.02
9/2/2019 17:00	13.92	13.89	13.91	13.95	14.07	13.98	14.03
9/2/2019 17:15	13.92	13.9	13.92	13.95	14.07	13.98	14.03
9/2/2019 17:30	13.93	13.89	13.92	13.95	14.07	13.98	14.03
9/2/2019 17:45	13.92	13.89	13.92	13.94	14.07	13.98	14.03
9/2/2019 18:00	13.9	13.89	13.92	13.95	14.07	13.97	14.03
9/2/2019 18:15	13.89	13.88	13.9	13.95	14.06	13.98	14.03
9/2/2019 18:30	13.89	13.88	13.92	13.95	14.06	13.97	14.03
9/2/2019 18:45	13.92	13.88	13.91	13.96	14.06	13.97	14.04
9/2/2019 19:00	13.92	13.89	13.92	13.96	14.06	13.97	14.04
9/2/2019 19:15	13.92	13.89	13.9	13.95	14.06	13.97	14.04

Date Time	K-Plant						
	K-Plant Intake #1 °C	K-Plant Intake #2 °C	EMD Plant Intake °C	Cat Plant Intake °C	K-Plant Discharge °C	EMD Plant Discharge °C	Cat Plant Discharge °C
9/2/2019 19:30	13.92	13.9	13.91	13.94	14.05	13.97	14.03
9/2/2019 19:45	13.92	13.9	13.91	13.93	14.04	13.97	14.03
9/2/2019 20:00	13.91	13.89	13.91	13.93	14.04	13.97	14.02
9/2/2019 20:15	13.91	13.89	13.91	13.92	14.03	13.97	14.02
9/2/2019 20:30	13.91	13.89	13.92	13.92	14.03	13.97	14.02
9/2/2019 20:45	13.91	13.89	13.91	13.91	14.03	13.97	14.01
9/2/2019 21:00	13.91	13.89	13.9	13.91	14.02	13.98	14.01
9/2/2019 21:15	13.9	13.89	13.91	13.91	14.02	13.97	14.01
9/2/2019 21:30	13.9	13.88	13.91	13.9	14.01	13.97	14
9/2/2019 21:45	13.9	13.88	13.92	13.9	14.01	13.96	14
9/2/2019 22:00	13.9	13.89	13.91	13.9	14.01	13.96	13.99
9/2/2019 22:15	13.89	13.89	13.92	13.9	14	13.97	13.99
9/2/2019 22:30	13.89	13.89	13.91	13.89	14	13.97	13.99
9/2/2019 22:45	13.88	13.89	13.91	13.89	13.99	13.97	13.99
9/2/2019 23:00	13.88	13.88	13.91	13.88	13.99	13.96	13.98
9/2/2019 23:15	13.88	13.88	13.88	13.88	13.99	13.95	13.98
9/2/2019 23:30	13.87	13.88	13.9	13.88	13.98	13.96	13.98
9/2/2019 23:45	13.87	13.87	13.9	13.88	13.98	13.96	13.98
9/3/2019 0:00	13.87	13.87	13.9	13.87	13.98	13.97	13.97
9/3/2019 0:15	13.87	13.86	13.9	13.87	13.98	13.96	13.97
9/3/2019 0:30	13.86	13.86	13.9	13.87	13.97	13.97	13.96
9/3/2019 0:45	13.86	13.86	13.9	13.86	13.97	13.95	13.96
9/3/2019 1:00	13.85	13.86	13.89	13.85	13.97	13.94	13.96
9/3/2019 1:15	13.85	13.86	13.9	13.85	13.97	13.95	13.95
9/3/2019 1:30	13.85	13.86	13.88	13.85	13.97	13.94	13.95
9/3/2019 1:45	13.85	13.86	13.89	13.84	13.96	13.94	13.95
9/3/2019 2:00	13.85	13.86	13.88	13.85	13.96	13.94	13.95
9/3/2019 2:15	13.85	13.85	13.88	13.84	13.95	13.94	13.94
9/3/2019 2:30	13.84	13.85	13.86	13.84	13.95	13.93	13.94
9/3/2019 2:45	13.84	13.85	13.87	13.84	13.94	13.93	13.93
9/3/2019 3:00	13.84	13.85	13.87	13.84	13.94	13.93	13.93
9/3/2019 3:15	13.84	13.85	13.87	13.83	13.94	13.92	13.93
9/3/2019 3:30	13.84	13.84	13.86	13.83	13.94	13.92	13.92
9/3/2019 3:45	13.83	13.84	13.86	13.82	13.94	13.91	13.92
9/3/2019 4:00	13.84	13.84	13.86	13.82	13.94	13.92	13.92
9/3/2019 4:15	13.84	13.84	13.86	13.82	13.94	13.91	13.92
9/3/2019 4:30	13.83	13.83	13.85	13.81	13.94	13.9	13.91
9/3/2019 4:45	13.83	13.83	13.84	13.81	13.94	13.9	13.91
9/3/2019 5:00	13.83	13.83	13.85	13.81	13.94	13.9	13.9
9/3/2019 5:15	13.82	13.83	13.84	13.8	13.93	13.9	13.9
9/3/2019 5:30	13.83	13.83	13.85	13.79	13.93	13.9	13.9
9/3/2019 5:45	13.82	13.82	13.84	13.79	13.93	13.9	13.89
9/3/2019 6:00	13.82	13.82	13.84	13.79	13.93	13.89	13.89
9/3/2019 6:15	13.82	13.82	13.83	13.79	13.92	13.89	13.88

Date Time	K-Plant						
	K-Plant Intake #1 °C	K-Plant Intake #2 °C	EMD Plant Intake °C	Cat Plant Intake °C	K-Plant Discharge °C	EMD Plant Discharge °C	Cat Plant Discharge °C
9/3/2019 6:30	13.82	13.82	13.83	13.78	13.92	13.88	13.88
9/3/2019 6:45	13.82	13.82	13.83	13.78	13.92	13.88	13.88
9/3/2019 7:00	13.8	13.82	13.81	13.78	13.92	13.87	13.87
9/3/2019 7:15	13.81	13.81	13.81	13.77	13.91	13.87	13.87
9/3/2019 7:30	13.8	13.81	13.8	13.77	13.91	13.86	13.87
9/3/2019 7:45	13.8	13.81	13.8	13.77	13.91	13.86	13.87
9/3/2019 8:00	13.8	13.8	13.81	13.77	13.91	13.86	13.86
9/3/2019 8:15	13.8	13.8	13.81	13.76	13.91	13.87	13.86
9/3/2019 8:30	13.8	13.8	13.8	13.77	13.91	13.85	13.86
9/3/2019 8:45	13.8	13.8	13.8	13.77	13.91	13.86	13.86
9/3/2019 9:00	13.8	13.8	13.8	13.76	13.91	13.86	13.85
9/3/2019 9:15	13.79	13.8	13.8	13.75	13.91	13.85	13.85
9/3/2019 9:30	13.8	13.8	13.79	13.75	13.9	13.85	13.85
9/3/2019 9:45	13.79	13.79	13.79	13.75	13.9	13.84	13.84
9/3/2019 10:00	13.79	13.8	13.77	13.75	13.9	13.83	13.84
9/3/2019 10:15	13.79	13.79	13.78	13.74	13.89	14.02	13.84
9/3/2019 10:30	13.78	13.79	13.78	13.74	13.89	14.13	13.84
9/3/2019 10:45	13.79	13.79	13.78	13.74	13.89	13.88	13.83
9/3/2019 11:00	13.79	13.79	13.77	13.74	13.88	13.84	13.83
9/3/2019 11:15	13.78	13.78	13.77	13.74	13.89	13.84	13.83
9/3/2019 11:30	13.78	13.78	13.77	13.74	13.89	13.84	13.83
9/3/2019 11:45	13.78	13.78	13.78	13.74	13.88	13.84	13.83
9/3/2019 12:00	13.78	13.77	13.78	13.74	13.88	13.85	13.83
9/3/2019 12:15	13.78	13.77	13.77	13.74	13.87	13.84	13.83
9/3/2019 12:30	13.77	13.77	13.76	13.74	13.87	13.84	13.83
9/3/2019 12:45	13.77	13.77	13.77	13.73	13.86	13.84	13.83
9/3/2019 13:00	13.77	13.76	13.76	13.73	13.85	13.83	13.82
9/3/2019 13:15	13.77	13.76	13.75	13.74	13.86	13.82	13.83
9/3/2019 13:30	13.77	13.76	13.76	13.74	13.86	13.83	13.83
9/3/2019 13:45	13.76	13.76	13.76	13.74	13.85	13.83	13.83
9/3/2019 14:00	13.76	13.75	13.76	13.74	13.85	13.82	13.83
9/3/2019 14:15	13.75	13.74	13.77	13.74	13.85	13.83	13.82
9/3/2019 14:30	13.76	13.74	13.75	13.74	13.85	13.82	13.83
9/3/2019 14:45	13.75	13.74	13.77	13.74	13.85	13.83	13.82
9/3/2019 15:00	13.75	13.74	13.77	13.73	13.84	13.83	13.82
9/3/2019 15:15	13.74	13.75	13.75	13.74	13.84	13.83	13.83
9/3/2019 15:30	13.74	13.75	13.71	13.74	13.84	13.81	13.83
9/3/2019 15:45	13.74	13.74	13.76	13.74	13.85	13.82	13.83
9/3/2019 16:00	13.74	13.74	13.76	13.74	13.85	13.83	13.86
9/3/2019 16:15	13.74	13.74	13.74	13.74	13.85	13.82	13.86
9/3/2019 16:30	13.74	13.74	13.76	13.75	13.85	13.83	13.87
9/3/2019 16:45	13.75	13.74	13.77	13.75	13.86	13.83	13.87
9/3/2019 17:00	13.75	13.74	13.78	13.74	13.85	15.91	13.88
9/3/2019 17:15	13.75	13.74	13.75	13.74	13.85	16.3	13.88

Date Time	K-Plant						
	K-Plant Intake #1 °C	K-Plant Intake #2 °C	EMD Plant Intake °C	Cat Plant Intake °C	K-Plant Discharge °C	EMD Plant Discharge °C	Cat Plant Discharge °C
9/3/2019 17:30	13.75	13.74	13.77	13.74	13.85	14.24	13.88
9/3/2019 17:45	13.74	13.74	13.75	13.74	13.85	13.84	13.87
9/3/2019 18:00	13.74	13.73	13.71	13.74	13.84	13.82	13.87
9/3/2019 18:15	13.73	13.74	13.75	13.74	13.84	13.82	13.87
9/3/2019 18:30	13.74	13.73	13.72	13.74	13.84	14.09	13.87
9/3/2019 18:45	13.73	13.73	13.66	13.74	13.84	16.17	13.87
9/3/2019 19:00	13.73	13.72	13.66	13.74	13.84	15.81	13.87
9/3/2019 19:15	13.73	13.7	13.7	13.73	13.84	14.34	13.87
9/3/2019 19:30	13.72	13.7	13.7	13.73	13.84	13.84	13.87
9/3/2019 19:45	13.72	13.69	13.68	13.73	13.84	13.77	13.87
9/3/2019 20:00	13.7	13.7	13.68	13.72	13.83	13.74	13.87
9/3/2019 20:15	13.71	13.7	13.68	13.71	13.83	13.75	13.86
9/3/2019 20:30	13.71	13.7	13.7	13.71	13.82	13.76	13.85
9/3/2019 20:45	13.69	13.71	13.69	13.7	13.82	13.77	13.85
9/3/2019 21:00	13.7	13.7	13.67	13.68	13.82	13.78	13.84
9/3/2019 21:15	13.69	13.69	13.67	13.68	13.8	13.76	13.83
9/3/2019 21:30	13.69	13.68	13.63	13.68	13.8	13.75	13.83
9/3/2019 21:45	13.68	13.68	13.68	13.67	13.79	13.74	13.82
9/3/2019 22:00	13.67	13.67	13.63	13.66	13.78	13.74	13.81
9/3/2019 22:15	13.66	13.67	13.62	13.66	13.77	13.73	13.81
9/3/2019 22:30	13.66	13.67	13.67	13.65	13.77	13.76	13.8
9/3/2019 22:45	13.65	13.67	13.68	13.65	13.76	13.73	13.8
9/3/2019 23:00	13.65	13.66	13.45	13.64	13.76	13.66	13.79
9/3/2019 23:15	13.65	13.65	13.5	13.63	13.75	13.6	13.78
9/3/2019 23:30	13.64	13.65	13.54	13.63	13.75	13.64	13.78
9/3/2019 23:45	13.63	13.65	13.57	13.63	13.75	13.63	13.77
9/4/2019 0:00	13.62	13.64	13.51	13.61	13.74	13.65	13.77
9/4/2019 0:15	13.62	13.63	13.54	13.61	13.74	13.64	13.76
9/4/2019 0:30	13.62	13.62	13.58	13.61	13.73	13.63	13.76
9/4/2019 0:45	13.61	13.62	13.57	13.61	13.73	13.66	13.75
9/4/2019 1:00	13.6	13.61	13.57	13.6	13.73	13.64	13.75
9/4/2019 1:15	13.6	13.61	13.56	13.6	13.72	13.65	13.74
9/4/2019 1:30	13.6	13.6	13.58	13.59	13.71	13.64	13.74
9/4/2019 1:45	13.59	13.59	13.51	13.59	13.7	13.62	13.74
9/4/2019 2:00	13.6	13.59	13.58	13.58	13.7	13.62	13.73
9/4/2019 2:15	13.59	13.59	13.55	13.57	13.69	13.63	13.73
9/4/2019 2:30	13.58	13.58	13.55	13.57	13.69	13.63	13.72
9/4/2019 2:45	13.57	13.57	13.53	13.57	13.68	13.62	13.71
9/4/2019 3:00	13.57	13.56	13.55	13.56	13.68	13.62	13.71
9/4/2019 3:15	13.56	13.57	13.52	13.55	13.67	13.63	13.71
9/4/2019 3:30	13.56	13.57	13.52	13.55	13.67	13.62	13.7
9/4/2019 3:45	13.56	13.57	13.54	13.54	13.66	13.6	13.69
9/4/2019 4:00	13.55	13.56	13.55	13.54	13.66	13.63	13.69
9/4/2019 4:15	13.55	13.55	13.53	13.54	13.65	13.59	13.68



Date Time	K-Plant						
	K-Plant Intake #1 °C	K-Plant Intake #2 °C	EMD Plant Intake °C	Cat Plant Intake °C	K-Plant Discharge °C	EMD Plant Discharge °C	Cat Plant Discharge °C
9/4/2019 4:30	13.54	13.55	13.49	13.54	13.65	13.6	13.69
9/4/2019 4:45	13.54	13.55	13.5	13.53	13.65	13.59	13.68
9/4/2019 5:00	13.54	13.55	13.5	13.52	13.64	13.56	13.68
9/4/2019 5:15	13.54	13.54	13.48	13.53	13.64	13.57	13.67
9/4/2019 5:30	13.54	13.54	13.48	13.52	13.64	13.55	13.67
9/4/2019 5:45	13.54	13.54	13.46	13.52	13.63	13.56	13.67
9/4/2019 6:00	13.53	13.53	13.5	13.51	13.63	13.57	13.66
9/4/2019 6:15	13.53	13.53	13.49	13.51	13.63	13.57	13.65
9/4/2019 6:30	13.53	13.53	13.48	13.51	13.62	13.56	13.65
9/4/2019 6:45	13.51	13.52	13.49	13.5	13.62	13.58	13.65
9/4/2019 7:00	13.52	13.52	13.49	13.49	13.62	13.58	13.64
9/4/2019 7:15	13.52	13.51	13.49	13.49	13.61	13.59	13.64
9/4/2019 7:30	13.51	13.51	13.52	13.49	13.61	13.58	13.64
9/4/2019 7:45	13.49	13.51	13.52	13.49	13.61	13.58	13.64
9/4/2019 8:00	13.49	13.51	13.47	13.49	13.61	13.61	13.63
9/4/2019 8:15	13.49	13.49	13.48	13.48	13.6	17	13.62
9/4/2019 8:30	13.49	13.49	13.5	13.48	13.6	17.34	13.62
9/4/2019 8:45	13.49	13.49	13.5	13.47	13.6	16.51	15.14
9/4/2019 9:00	13.49	13.49	13.49	13.48	13.59	14.06	16.59
9/4/2019 9:15	13.49	13.49	13.46	13.47	13.59	13.6	17.64
9/4/2019 9:30	13.48	13.49	13.47	13.46	13.58	13.55	17.73
9/4/2019 9:45	13.49	13.48	13.42	13.47	13.58	13.56	18.79
9/4/2019 10:00	13.48	13.48	13.5	13.47	13.58	13.57	18.65
9/4/2019 10:15	13.48	13.48	13.44	13.47	13.58	13.55	18.92
9/4/2019 10:30	13.48	13.48	13.43	13.47	13.58	13.55	19.09
9/4/2019 10:45	13.48	13.47	13.48	13.47	13.59	13.53	19.16
9/4/2019 11:00	13.47	13.47	13.44	13.47	13.59	13.95	19.26
9/4/2019 11:15	13.47	13.47	13.48	13.47	13.59	13.72	19.33
9/4/2019 11:30	13.47	13.47	13.49	13.47	13.6	13.55	19.46
9/4/2019 11:45	13.46	13.46	13.39	13.47	13.6	13.52	19.63
9/4/2019 12:00	13.46	13.46	13.36	13.47	13.6	13.53	19.74
9/4/2019 12:15	13.46	13.45	13.43	13.47	13.61	13.54	19.82
9/4/2019 12:30	13.46	13.44	13.49	13.47	13.61	13.55	19.82
9/4/2019 12:45	13.44	13.42	13.5	13.47	13.61	13.56	19.89
9/4/2019 13:00	13.45	13.41	13.49	13.47	13.61	13.56	19.9
9/4/2019 13:15	13.45	13.41	13.49	13.47	13.61	13.57	19.91
9/4/2019 13:30	13.45	13.42	13.48	13.44	13.61	13.57	19.92
9/4/2019 13:45	13.46	13.46	13.49	13.46	13.62	13.56	20.58
9/4/2019 14:00	13.48	13.47	13.48	13.45	13.62	13.56	20.83
9/4/2019 14:15	13.48	13.46	13.48	13.45	13.62	13.56	20.86
9/4/2019 14:30	13.46	13.47	13.5	13.46	13.62	13.57	20.93
9/4/2019 14:45	13.47	13.45	13.47	13.39	13.62	13.55	20.95
9/4/2019 15:00	13.47	13.46	13.45	13.39	13.62	13.55	20.97
9/4/2019 15:15	13.46	13.43	13.4	13.37	13.62	13.49	20.94

Date Time	K-Plant						
	K-Plant Intake #1 °C	K-Plant Intake #2 °C	EMD Plant Intake °C	Cat Plant Intake °C	Discharge °C	EMD Plant Discharge °C	Cat Plant Discharge °C
9/4/2019 15:30	13.44	13.39	13.4	13.38	13.62	13.49	20.91
9/4/2019 15:45	13.43	13.36	13.34	13.33	13.62	13.47	20.89
9/4/2019 16:00	13.41	13.33	13.33	13.3	13.62	13.42	20.86
9/4/2019 16:15	13.42	13.35	13.35	13.31	13.62	13.43	20.84
9/4/2019 16:30	13.44	13.34	13.28	13.26	13.62	13.38	20.81
9/4/2019 16:45	13.4	13.35	13.33	13.35	13.61	13.47	20.81
9/4/2019 17:00	13.4	13.35	13.28	13.34	13.62	13.46	20.82
9/4/2019 17:15	13.42	13.36	13.38	13.36	13.63	13.49	20.84
9/4/2019 17:30	13.42	13.36	13.39	13.29	13.62	13.54	20.88
9/4/2019 17:45	13.42	13.36	13.32	13.44	13.62	13.44	20.83
9/4/2019 18:00	13.42	13.36	13.29	13.49	13.62	13.48	20.83
9/4/2019 18:15	13.41	13.36	13.32	13.43	13.62	13.45	20.87
9/4/2019 18:30	13.39	13.35	13.38	13.37	13.62	13.44	20.7
9/4/2019 18:45	13.39	13.37	13.38	13.33	13.61	13.46	20.06
9/4/2019 19:00	13.38	13.36	13.38	13.33	13.6	13.49	19.91
9/4/2019 19:15	13.36	13.35	13.38	13.31	13.58	13.47	19.88
9/4/2019 19:30	13.35	13.34	13.39	13.31	13.57	13.48	19.77
9/4/2019 19:45	13.35	13.33	13.4	13.39	13.57	13.47	19.79
9/4/2019 20:00	13.36	13.34	13.39	13.4	13.56	13.46	19.78
9/4/2019 20:15	13.36	13.33	13.41	13.39	13.56	13.48	19.8
9/4/2019 20:30	13.36	13.35	13.42	13.4	13.56	13.48	19.79
9/4/2019 20:45	13.34	13.36	13.39	13.41	13.56	13.47	19.77
9/4/2019 21:00	13.34	13.35	13.3	13.42	13.54	13.4	19.75
9/4/2019 21:15	13.34	13.34	13.19	13.43	13.51	13.28	19.72
9/4/2019 21:30	13.32	13.33	13.19	13.41	13.51	13.27	19.65
9/4/2019 21:45	13.32	13.33	13.2	13.41	13.52	13.28	19.6
9/4/2019 22:00	13.31	13.31	13.22	13.41	13.53	13.32	17.6
9/4/2019 22:15	13.3	13.31	13.24	13.4	13.53	13.33	15.44
9/4/2019 22:30	13.3	13.31	13.3	13.43	13.51	13.34	13.67
9/4/2019 22:45	13.31	13.31	13.33	13.44	13.51	13.4	13.66
9/4/2019 23:00	13.37	13.34	13.35	13.44	13.53	13.41	13.64
9/4/2019 23:15	13.4	13.33	13.33	13.43	13.55	13.4	13.62
9/4/2019 23:30	13.41	13.33	13.37	13.44	13.58	13.44	13.59
9/4/2019 23:45	13.4	13.33	13.36	13.43	13.6	13.43	13.59
9/5/2019 0:00	13.39	13.34	13.36	13.43	13.61	13.43	13.58
9/5/2019 0:15	13.39	13.35	13.38	13.41	13.62	13.44	13.57
9/5/2019 0:30	13.42	13.37	13.39	13.4	13.62	13.46	13.57
9/5/2019 0:45	13.38	13.37	13.39	13.41	13.61	13.46	13.56
9/5/2019 1:00	13.39	13.37	13.39	13.41	13.6	13.44	13.56
9/5/2019 1:15	13.39	13.37	13.4	13.41	13.59	13.46	13.55
9/5/2019 1:30	13.4	13.37	13.41	13.41	13.59	13.47	13.55
9/5/2019 1:45	13.43	13.37	13.41	13.4	13.59	13.47	13.55
9/5/2019 2:00	13.43	13.4	13.41	13.41	13.6	13.47	13.55
9/5/2019 2:15	13.47	13.41	13.41	13.41	13.6	13.47	13.56

Date Time	K-Plant						
	K-Plant Intake #1 °C	K-Plant Intake #2 °C	EMD Plant Intake °C	Cat Plant Intake °C	K-Plant Discharge °C	EMD Plant Discharge °C	Cat Plant Discharge °C
9/5/2019 2:30	13.42	13.41	13.42	13.41	13.6	13.48	13.57
9/5/2019 2:45	13.45	13.41	13.44	13.41	13.59	13.49	13.57
9/5/2019 3:00	13.44	13.41	13.44	13.41	13.59	13.49	13.57
9/5/2019 3:15	13.46	13.4	13.43	13.41	13.58	13.49	13.57
9/5/2019 3:30	13.46	13.41	13.44	13.41	13.58	13.49	13.57
9/5/2019 3:45	13.45	13.4	13.43	13.41	13.58	13.49	13.57
9/5/2019 4:00	13.45	13.41	13.42	13.41	13.57	13.48	13.57
9/5/2019 4:15	13.44	13.41	13.42	13.4	13.57	13.48	13.57
9/5/2019 4:30	13.44	13.42	13.42	13.41	13.56	13.48	13.56
9/5/2019 4:45	13.44	13.43	13.42	13.41	13.56	13.48	13.56
9/5/2019 5:00	13.44	13.43	13.42	13.41	13.55	13.48	13.56
9/5/2019 5:15	13.43	13.43	13.41	13.4	13.55	13.48	13.56
9/5/2019 5:30	13.43	13.43	13.42	13.4	13.54	13.48	13.56
9/5/2019 5:45	13.43	13.43	13.42	13.4	13.54	13.48	13.55
9/5/2019 6:00	13.43	13.43	13.41	13.39	13.54	13.48	13.55
9/5/2019 6:15	13.43	13.43	13.42	13.39	13.54	13.48	13.55
9/5/2019 6:30	13.43	13.43	13.42	13.39	13.54	13.48	13.55
9/5/2019 6:45	13.43	13.43	13.41	13.39	13.54	13.47	13.55
9/5/2019 7:00	13.43	13.43	13.41	13.38	13.53	13.47	13.55
9/5/2019 7:15	13.42	13.43	13.41	13.38	13.53	13.47	15.27
9/5/2019 7:30	13.42	13.43	13.41	13.38	13.53	13.47	17.52
9/5/2019 7:45	13.42	13.43	13.41	13.38	13.53	13.47	18.65
9/5/2019 8:00	13.42	13.42	13.42	13.38	13.53	13.47	18.93
9/5/2019 8:15	13.41	13.42	13.42	13.38	13.53	13.48	18.64
9/5/2019 8:30	13.41	13.42	13.42	13.39	13.52	14.1	18.55
9/5/2019 8:45	13.41	13.42	13.41	13.39	13.52	13.96	18.58
9/5/2019 9:00	13.41	13.41	13.41	13.39	13.52	13.52	18.43
9/5/2019 9:15	13.41	13.42	13.43	13.38	13.52	13.51	18.57
9/5/2019 9:30	13.41	13.41	13.43	13.39	13.52	13.51	18.65
9/5/2019 9:45	13.41	13.41	13.43	13.39	13.52	13.5	18.68
9/5/2019 10:00	13.41	13.4	13.43	13.39	13.52	13.5	18.69
9/5/2019 10:15	13.4	13.4	13.43	13.39	13.52	13.51	18.67
9/5/2019 10:30	13.4	13.4	13.43	13.39	13.52	13.5	18.68
9/5/2019 10:45	13.4	13.4	13.43	13.39	13.52	13.5	18.67
9/5/2019 11:00	13.4	13.4	13.4	13.38	13.52	13.49	18.69
9/5/2019 11:15	13.4	13.39	13.41	13.38	13.52	13.77	18.3
9/5/2019 11:30	13.39	13.39	13.42	13.38	13.53	16.72	16.83
9/5/2019 11:45	13.39	13.39	13.41	13.38	13.53	16.97	13.66
9/5/2019 12:00	13.39	13.39	13.41	13.38	13.53	17.08	13.61
9/5/2019 12:15	13.39	13.39	13.41	13.38	13.53	17.05	13.59
9/5/2019 12:30	13.4	13.39	13.4	13.38	13.53	17.06	13.56
9/5/2019 12:45	13.4	13.39	13.39	13.38	13.54	17.09	13.54
9/5/2019 13:00	13.4	13.39	13.4	13.39	13.54	17.11	13.54
9/5/2019 13:15	13.39	13.39	13.4	13.38	13.54	17.14	13.54

Date Time	K-Plant						
	K-Plant Intake #1 °C	K-Plant Intake #2 °C	EMD Plant Intake °C	Cat Plant Intake °C	Discharge °C	EMD Plant Discharge °C	Cat Plant Discharge °C
9/5/2019 13:30	13.39	13.39	13.41	13.38	13.55	17.17	13.54
9/5/2019 13:45	13.4	13.39	13.41	13.38	13.55	17.16	13.53
9/5/2019 14:00	13.4	13.39	13.4	13.38	13.55	17.17	13.54
9/5/2019 14:15	13.4	13.4	13.4	13.4	13.55	17.19	13.54
9/5/2019 14:30	13.41	13.4	13.39	13.39	13.56	17.24	13.55
9/5/2019 14:45	13.41	13.4	13.4	13.38	13.57	17.22	13.55
9/5/2019 15:00	13.41	13.41	13.41	13.39	13.57	17.39	13.56
9/5/2019 15:15	13.41	13.4	13.42	13.4	13.57	17.59	13.57
9/5/2019 15:30	13.4	13.4	13.42	13.42	13.57	17.58	13.58
9/5/2019 15:45	13.4	13.39	13.42	13.43	13.58	17.2	13.6
9/5/2019 16:00	13.4	13.38	13.43	13.45	13.59	17.55	13.61
9/5/2019 16:15	13.39	13.38	13.44	13.48	13.61	17.59	13.63
9/5/2019 16:30	13.39	13.38	13.42	13.49	13.63	17.52	13.65
9/5/2019 16:45	13.4	13.39	13.44	13.51	13.63	17.6	13.65
9/5/2019 17:00	13.42	13.4	13.43	13.53	13.64	17.62	13.67
9/5/2019 17:15	13.43	13.41	13.44	13.54	13.64	17.52	13.68
9/5/2019 17:30	13.43	13.41	13.44	13.55	13.63	17.63	13.7
9/5/2019 17:45	13.42	13.41	13.46	13.55	13.64	17.58	13.7
9/5/2019 18:00	13.44	13.42	13.47	13.58	13.65	17.56	13.72
9/5/2019 18:15	13.46	13.43	13.53	13.55	13.67	17.69	13.73
9/5/2019 18:30	13.47	13.44	13.52	13.52	13.67	17.68	13.72
9/5/2019 18:45	13.49	13.46	13.53	13.52	13.67	17.64	13.71
9/5/2019 19:00	13.49	13.47	13.54	13.53	13.66	17.73	13.7
9/5/2019 19:15	13.49	13.47	13.54	13.53	13.65	17.7	13.71
9/5/2019 19:30	13.5	13.48	13.55	13.53	13.65	17.68	13.71
9/5/2019 19:45	13.49	13.48	13.54	13.53	13.65	17.74	13.71
9/5/2019 20:00	13.48	13.47	13.55	13.52	13.65	17.69	13.71
9/5/2019 20:15	13.49	13.47	13.55	13.51	13.65	15.44	13.7
9/5/2019 20:30	13.49	13.47	13.53	13.52	13.64	14.04	13.69
9/5/2019 20:45	13.49	13.47	13.55	13.52	13.64	14.03	13.69
9/5/2019 21:00	13.49	13.47	13.54	13.52	13.64	16.17	13.69
9/5/2019 21:15	13.49	13.47	13.54	13.52	13.63	15.71	13.69
9/5/2019 21:30	13.49	13.47	13.5	13.52	13.63	15.69	13.69
9/5/2019 21:45	13.48	13.46	13.51	13.52	13.63	15.7	13.68
9/5/2019 22:00	13.49	13.46	13.49	13.52	13.63	15.7	13.68
9/5/2019 22:15	13.48	13.47	13.49	13.51	13.62	14.09	13.68
9/5/2019 22:30	13.48	13.47	13.47	13.5	13.62	13.6	13.68
9/5/2019 22:45	13.48	13.47	13.46	13.5	13.61	13.58	13.67
9/5/2019 23:00	13.48	13.48	13.42	13.49	13.61	13.56	13.66
9/5/2019 23:15	13.48	13.48	13.44	13.49	13.6	13.56	13.66
9/5/2019 23:30	13.48	13.48	13.52	13.49	13.6	13.59	13.65
9/5/2019 23:45	13.47	13.47	13.51	13.48	13.59	13.59	13.64
9/6/2019 0:00	13.47	13.47	13.49	13.47	13.59	13.58	13.63
9/6/2019 0:15	13.46	13.47	13.47	13.46	13.58	13.57	13.63

Date Time	K-Plant						
	K-Plant Intake #1 °C	K-Plant Intake #2 °C	EMD Plant Intake °C	Cat Plant Intake °C	K-Plant Discharge °C	EMD Plant Discharge °C	Cat Plant Discharge °C
9/6/2019 0:30	13.46	13.46	13.49	13.46	13.58	13.58	13.62
9/6/2019 0:45	13.46	13.46	13.5	13.46	13.57	13.58	13.62
9/6/2019 1:00	13.46	13.46	13.49	13.44	13.57	13.56	13.62
9/6/2019 1:15	13.46	13.46	13.48	13.45	13.56	13.56	13.61
9/6/2019 1:30	13.45	13.46	13.46	13.44	13.56	13.55	13.61
9/6/2019 1:45	13.44	13.45	13.48	13.44	13.55	13.54	13.61
9/6/2019 2:00	13.43	13.45	13.48	13.44	13.55	13.54	13.6
9/6/2019 2:15	13.43	13.44	13.44	13.43	13.55	13.52	13.6
9/6/2019 2:30	13.43	13.44	13.46	13.43	13.54	13.52	13.59
9/6/2019 2:45	13.43	13.44	13.43	13.42	13.54	13.52	13.59
9/6/2019 3:00	13.43	13.44	13.43	13.41	13.54	13.51	13.58
9/6/2019 3:15	13.43	13.44	13.42	13.42	13.54	13.51	13.58
9/6/2019 3:30	13.43	13.43	13.41	13.41	13.53	13.5	13.57
9/6/2019 3:45	13.42	13.42	13.42	13.41	13.53	13.5	13.58
9/6/2019 4:00	13.41	13.42	13.42	13.41	13.53	13.49	13.57
9/6/2019 4:15	13.41	13.42	13.42	13.39	13.52	13.49	13.57
9/6/2019 4:30	13.4	13.42	13.43	13.4	13.52	13.49	13.56
9/6/2019 4:45	13.4	13.42	13.39	13.39	13.52	13.49	13.55
9/6/2019 5:00	13.4	13.41	13.35	13.39	13.51	13.45	13.55
9/6/2019 5:15	13.4	13.4	13.36	13.39	13.51	13.46	13.55
9/6/2019 5:30	13.39	13.39	13.36	13.39	13.51	13.44	13.55
9/6/2019 5:45	13.38	13.39	13.36	13.38	13.5	13.44	13.54
9/6/2019 6:00	13.38	13.39	13.38	13.38	13.5	13.44	13.54
9/6/2019 6:15	13.37	13.38	13.36	13.38	13.5	13.43	13.54
9/6/2019 6:30	13.37	13.38	13.36	13.37	13.49	14.53	13.54
9/6/2019 6:45	13.36	13.38	13.37	13.37	13.49	20.72	13.53
9/6/2019 7:00	13.36	13.37	13.38	13.36	13.48	21.7	13.54
9/6/2019 7:15	13.36	13.36	13.37	13.36	13.48	19.76	13.57
9/6/2019 7:30	13.36	13.36	13.38	13.36	13.48	17.9	13.58
9/6/2019 7:45	13.36	13.36	13.39	13.35	13.47	17.45	13.58
9/6/2019 8:00	13.35	13.35	13.39	13.35	13.47	17.46	13.56
9/6/2019 8:15	13.35	13.35	13.37	13.35	13.46	17	13.55
9/6/2019 8:30	13.35	13.35	13.39	13.35	13.46	17.03	13.55
9/6/2019 8:45	13.35	13.35	13.38	13.35	13.46	17.01	13.55
9/6/2019 9:00	13.35	13.35	13.36	13.35	13.47	16.99	13.55
9/6/2019 9:15	13.35	13.36	13.36	13.35	13.47	16.96	13.54
9/6/2019 9:30	13.36	13.36	13.32	13.36	13.47	16.9	13.53
9/6/2019 9:45	13.36	13.36	13.32	13.35	13.47	16.93	13.53
9/6/2019 10:00	13.36	13.36	13.32	13.34	13.47	16.9	13.52
9/6/2019 10:15	13.34	13.35	13.32	13.33	13.47	16.95	13.52
9/6/2019 10:30	13.35	13.34	13.33	13.32	13.47	16.91	13.51
9/6/2019 10:45	13.31	13.33	13.31	13.32	13.47	16.94	13.5
9/6/2019 11:00	13.35	13.35	13.33	13.33	13.47	16.91	13.49
9/6/2019 11:15	13.35	13.34	13.34	13.34	13.47	16.98	13.5

Date Time	K-Plant						
	K-Plant Intake #1 °C	K-Plant Intake #2 °C	EMD Plant Intake °C	Cat Plant Intake °C	K-Plant Discharge °C	EMD Plant Discharge °C	Cat Plant Discharge °C
9/6/2019 11:30	13.33	13.32	13.37	13.32	13.48	16.94	13.5
9/6/2019 11:45	13.34	13.32	13.37	13.33	13.47	17.01	13.5
9/6/2019 12:00	13.36	13.32	13.38	13.33	13.48	16.94	13.5
9/6/2019 12:15	13.36	13.33	13.39	13.36	13.48	16.99	13.51
9/6/2019 12:30	13.34	13.33	13.38	13.36	13.49	16.93	13.52
9/6/2019 12:45	13.34	13.33	13.39	13.36	13.48	17	13.53
9/6/2019 13:00	13.34	13.33	13.4	13.37	13.48	16.95	13.53
9/6/2019 13:15	13.35	13.34	13.4	13.37	13.48	17.01	13.53
9/6/2019 13:30	13.35	13.34	13.4	13.37	13.48	16.95	13.53
9/6/2019 13:45	13.35	13.34	13.4	13.37	13.5	16.99	13.54
9/6/2019 14:00	13.35	13.34	13.4	13.38	13.51	17.02	13.54
9/6/2019 14:15	13.35	13.34	13.41	13.38	13.52	16.97	13.55
9/6/2019 14:30	13.34	13.33	13.41	13.38	13.52	16.96	13.55
9/6/2019 14:45	13.35	13.33	13.41	13.39	13.52	16.95	13.56
9/6/2019 15:00	13.35	13.33	13.41	13.39	13.51	17.03	13.56
9/6/2019 15:15	13.35	13.33	13.41	13.4	13.51	16.96	13.57
9/6/2019 15:30	13.34	13.34	13.4	13.4	13.52	17.28	13.57
9/6/2019 15:45	13.34	13.34	13.41	13.43	13.51	21.92	13.58
9/6/2019 16:00	13.34	13.34	13.4	13.42	13.51	21.07	13.6
9/6/2019 16:15	13.34	13.34	13.42	13.44	13.52	17.61	13.6
9/6/2019 16:30	13.35	13.34	13.43	13.43	13.52	17.05	13.62
9/6/2019 16:45	13.35	13.34	13.42	13.44	13.54	17.2	13.63
9/6/2019 17:00	13.36	13.35	13.41	13.45	13.55	17.06	13.63
9/6/2019 17:15	13.37	13.35	13.43	13.46	13.55	17.14	13.63
9/6/2019 17:30	13.38	13.37	13.42	13.45	13.55	17.05	13.63
9/6/2019 17:45	13.38	13.37	13.44	13.47	13.54	17.04	13.63
9/6/2019 18:00	13.37	13.37	13.43	13.47	13.54	17.07	13.64
9/6/2019 18:15	13.37	13.37	13.44	13.48	13.54	17.1	13.64
9/6/2019 18:30	13.38	13.37	13.45	13.49	13.55	17.05	13.65
9/6/2019 18:45	13.39	13.38	13.46	13.51	13.55	17.09	13.66
9/6/2019 19:00	13.41	13.39	13.44	13.5	13.56	16.94	13.68
9/6/2019 19:15	13.42	13.41	13.45	13.51	13.58	17.08	13.67
9/6/2019 19:30	13.42	13.42	13.46	13.5	13.58	17.04	13.67
9/6/2019 19:45	13.43	13.42	13.47	13.51	13.59	17.1	13.67
9/6/2019 20:00	13.44	13.42	13.48	13.52	13.6	17.05	13.67
9/6/2019 20:15	13.44	13.43	13.47	13.51	13.6	17.09	13.67
9/6/2019 20:30	13.45	13.43	13.49	13.52	13.6	17.04	13.67
9/6/2019 20:45	13.44	13.44	13.49	13.5	13.6	17.11	13.67
9/6/2019 21:00	13.46	13.44	13.48	13.49	13.6	17.06	13.67
9/6/2019 21:15	13.46	13.44	13.49	13.49	13.59	17.1	13.66
9/6/2019 21:30	13.45	13.45	13.48	13.49	13.59	17.09	13.65
9/6/2019 21:45	13.45	13.45	13.49	13.49	13.59	17.1	13.65
9/6/2019 22:00	13.45	13.45	13.49	13.49	13.58	17.07	13.66
9/6/2019 22:15	13.45	13.45	13.48	13.49	13.58	17.06	13.66

Date Time	K-Plant						
	K-Plant Intake #1 °C	K-Plant Intake #2 °C	EMD Plant Intake °C	Cat Plant Intake °C	K-Plant Discharge °C	EMD Plant Discharge °C	Cat Plant Discharge °C
9/6/2019 22:30	13.47	13.45	13.48	13.48	13.57	15.75	13.65
9/6/2019 22:45	13.46	13.44	13.47	13.47	13.56	15.68	13.65
9/6/2019 23:00	13.45	13.44	13.47	13.47	13.55	14.71	13.64
9/6/2019 23:15	13.44	13.43	13.46	13.46	13.54	13.81	13.64
9/6/2019 23:30	13.44	13.44	13.45	13.45	13.54	13.54	13.63
9/6/2019 23:45	13.43	13.43	13.44	13.45	13.53	13.53	13.62
9/7/2019 0:00	13.43	13.43	13.44	13.44	13.53	13.53	13.61
9/7/2019 0:15	13.42	13.42	13.44	13.43	13.53	13.52	13.6
9/7/2019 0:30	13.42	13.42	13.4	13.42	13.53	13.5	13.6
9/7/2019 0:45	13.41	13.42	13.41	13.4	13.53	13.49	13.59
9/7/2019 1:00	13.4	13.41	13.41	13.39	13.52	13.48	13.57
9/7/2019 1:15	13.39	13.4	13.36	13.38	13.51	13.46	13.57
9/7/2019 1:30	13.36	13.39	13.37	13.37	13.5	13.44	13.55
9/7/2019 1:45	13.35	13.38	13.33	13.36	13.48	13.43	13.54
9/7/2019 2:00	13.36	13.37	13.38	13.36	13.47	13.43	13.53
9/7/2019 2:15	13.33	13.36	13.33	13.34	13.46	13.42	13.53
9/7/2019 2:30	13.33	13.35	13.33	13.33	13.45	13.39	13.52
9/7/2019 2:45	13.33	13.33	13.3	13.32	13.44	13.38	13.5
9/7/2019 3:00	13.33	13.32	13.31	13.31	13.43	13.37	13.49
9/7/2019 3:15	13.32	13.32	13.29	13.29	13.42	13.36	13.48
9/7/2019 3:30	13.31	13.32	13.29	13.29	13.41	13.36	13.47
9/7/2019 3:45	13.3	13.31	13.26	13.27	13.4	13.34	13.46
9/7/2019 4:00	13.29	13.29	13.26	13.26	13.39	13.34	13.45
9/7/2019 4:15	13.28	13.28	13.24	13.25	13.38	13.31	13.44
9/7/2019 4:30	13.27	13.28	13.22	13.24	13.37	13.3	13.43
9/7/2019 4:45	13.25	13.27	13.23	13.22	13.36	13.3	13.42
9/7/2019 5:00	13.24	13.26	13.22	13.2	13.35	13.31	13.4
9/7/2019 5:15	13.22	13.24	13.21	13.2	13.34	13.29	13.39
9/7/2019 5:30	13.22	13.24	13.2	13.19	13.33	13.26	13.38
9/7/2019 5:45	13.21	13.23	13.19	13.19	13.32	13.26	13.37
9/7/2019 6:00	13.2	13.21	13.17	13.17	13.31	13.26	13.36
9/7/2019 6:15	13.18	13.21	13.2	13.17	13.3	13.28	13.35
9/7/2019 6:30	13.17	13.19	13.16	13.17	13.28	13.25	13.35
9/7/2019 6:45	13.15	13.17	13.15	13.16	13.28	13.25	13.34
9/7/2019 7:00	13.15	13.17	13.16	13.15	13.27	13.24	13.33
9/7/2019 7:15	13.14	13.15	13.15	13.14	13.26	13.22	13.32
9/7/2019 7:30	13.12	13.15	13.15	13.13	13.26	13.22	13.32
9/7/2019 7:45	13.13	13.14	13.15	13.13	13.25	13.22	13.31
9/7/2019 8:00	13.11	13.13	13.14	13.12	13.25	13.22	13.3
9/7/2019 8:15	13.11	13.13	13.14	13.12	13.24	13.29	13.3
9/7/2019 8:30	13.11	13.11	13.13	13.12	13.24	16.48	13.29
9/7/2019 8:45	13.12	13.12	13.13	13.12	13.23	16.96	13.29
9/7/2019 9:00	13.12	13.12	13.11	13.12	13.23	17.05	13.29
9/7/2019 9:15	13.14	13.14	13.12	13.12	13.23	17.06	13.29

Date Time	K-Plant						
	K-Plant Intake #1 °C	K-Plant Intake #2 °C	EMD Plant Intake °C	Cat Plant Intake °C	K-Plant Discharge °C	EMD Plant Discharge °C	Cat Plant Discharge °C
9/7/2019 9:30	13.13	13.14	13.11	13.12	13.23	17.06	13.29
9/7/2019 9:45	13.13	13.13	13.1	13.12	13.22	17.08	13.28
9/7/2019 10:00	13.13	13.12	13.1	13.12	13.22	17.1	13.28
9/7/2019 10:15	13.13	13.12	13.09	13.12	13.21	17.11	13.29
9/7/2019 10:30	13.1	13.11	13.1	13.11	13.2	17.11	13.28
9/7/2019 10:45	13.08	13.09	13.1	13.1	13.2	17.13	13.28
9/7/2019 11:00	13.06	13.07	13.08	13.1	13.2	17.16	13.28
9/7/2019 11:15	13.06	13.05	13.08	13.09	13.21	17.14	13.28
9/7/2019 11:30	13.06	13.04	13.07	13.08	13.22	17.13	13.27
9/7/2019 11:45	13.06	13.05	13.08	13.09	13.23	17.15	13.27
9/7/2019 12:00	13.07	13.06	13.09	13.09	13.24	17.19	13.27
9/7/2019 12:15	13.07	13.07	13.09	13.08	13.26	17.18	13.27
9/7/2019 12:30	13.07	13.07	13.08	13.08	13.27	17.11	13.26
9/7/2019 12:45	13.08	13.07	13.07	13.08	13.27	17.22	13.26
9/7/2019 13:00	13.08	13.07	13.08	13.08	13.27	17.2	13.26
9/7/2019 13:15	13.08	13.06	13.07	13.07	13.28	17.11	13.26
9/7/2019 13:30	13.07	13.06	13.08	13.07	13.28	17.16	13.26
9/7/2019 13:45	13.08	13.06	13.08	13.07	13.28	17.17	13.25
9/7/2019 14:00	13.08	13.07	13.08	13.08	13.28	17.15	13.25
9/7/2019 14:15	13.1	13.07	13.08	13.09	13.28	17.17	13.26
9/7/2019 14:30	13.1	13.08	13.08	13.09	13.28	17.25	13.26
9/7/2019 14:45	13.12	13.08	13.09	13.09	13.28	17.25	13.27
9/7/2019 15:00	13.12	13.09	13.1	13.11	13.28	16.79	13.27
9/7/2019 15:15	13.12	13.08	13.1	13.11	13.28	16.73	13.28
9/7/2019 15:30	13.11	13.09	13.09	13.11	13.27	16.76	13.28
9/7/2019 15:45	13.11	13.09	13.09	13.11	13.27	16.79	13.28
9/7/2019 16:00	13.11	13.09	13.06	13.11	13.27	16.73	13.29
9/7/2019 16:15	13.11	13.1	13.06	13.11	13.27	16.75	13.3
9/7/2019 16:30	13.11	13.09	13.07	13.1	13.27	16.8	13.29
9/7/2019 16:45	13.11	13.09	13.07	13.1	13.27	16.81	13.29
9/7/2019 17:00	13.1	13.09	13.07	13.1	13.27	16.72	13.29
9/7/2019 17:15	13.1	13.09	13.06	13.1	13.26	16.73	13.29
9/7/2019 17:30	13.1	13.09	13.08	13.1	13.26	16.76	13.28
9/7/2019 17:45	13.1	13.09	13.07	13.1	13.26	16.75	13.28
9/7/2019 18:00	13.09	13.09	13.06	13.11	13.26	16.71	13.29
9/7/2019 18:15	13.09	13.08	13.06	13.11	13.26	16.75	13.29
9/7/2019 18:30	13.09	13.07	13.05	13.12	13.27	16.77	13.3
9/7/2019 18:45	13.11	13.08	13.07	13.13	13.28	16.79	13.3
9/7/2019 19:00	13.13	13.09	13.08	13.13	13.28	16.73	13.3
9/7/2019 19:15	13.14	13.08	13.1	13.13	13.29	16.78	13.3
9/7/2019 19:30	13.15	13.09	13.11	13.13	13.3	16.79	13.3
9/7/2019 19:45	13.16	13.09	13.09	13.11	13.31	16.78	13.3
9/7/2019 20:00	13.14	13.09	13.07	13.09	13.31	16.71	13.29
9/7/2019 20:15	13.13	13.09	13.08	13.09	13.31	16.76	13.28



Date Time	K-Plant						
	K-Plant Intake #1 °C	K-Plant Intake #2 °C	EMD Plant Intake °C	Cat Plant Intake °C	K-Plant Discharge °C	EMD Plant Discharge °C	Cat Plant Discharge °C
9/7/2019 20:30	13.14	13.08	13.1	13.08	13.3	16.81	13.28
9/7/2019 20:45	13.13	13.07	13.1	13.08	13.3	16.81	13.27
9/7/2019 21:00	13.14	13.08	13.11	13.08	13.3	16.81	13.26
9/7/2019 21:15	13.14	13.07	13.11	13.08	13.31	16.78	13.26
9/7/2019 21:30	13.11	13.07	13.08	13.07	13.3	16.78	13.26
9/7/2019 21:45	13.08	13.06	13.09	13.08	13.29	16.78	13.25
9/7/2019 22:00	13.07	13.06	13.09	13.08	13.28	14.99	13.25
9/7/2019 22:15	13.06	13.05	13.1	13.1	13.27	13.84	13.25
9/7/2019 22:30	13.06	13.05	13.08	13.09	13.26	13.41	13.25
9/7/2019 22:45	13.05	13.04	13.07	13.1	13.24	13.2	13.25
9/7/2019 23:00	13.05	13.04	13.1	13.08	13.24	13.19	13.25
9/7/2019 23:15	13.07	13.04	13.03	13.07	13.22	13.16	13.24
9/7/2019 23:30	13.07	13.04	13.05	13.08	13.21	13.17	13.24
9/7/2019 23:45	13.08	13.08	13.08	13.06	13.2	13.17	13.23
9/8/2019 0:00	13.07	13.08	13.04	13.06	13.2	13.16	13.22
9/8/2019 0:15	13.07	13.08	13.04	13.05	13.19	13.15	13.22
9/8/2019 0:30	13.07	13.07	13.04	13.05	13.17	13.14	13.22
9/8/2019 0:45	13.07	13.07	13.06	13.04	13.16	13.15	13.21
9/8/2019 1:00	13.07	13.06	13.08	13.04	13.15	13.17	13.21
9/8/2019 1:15	13.04	13.05	13.09	13.03	13.15	13.18	13.2
9/8/2019 1:30	13.03	13.04	13.09	13.02	13.15	13.17	13.2
9/8/2019 1:45	13.02	13.02	13.08	13.02	13.15	13.17	13.19
9/8/2019 2:00	13.03	13.02	13.07	13.01	13.14	13.16	13.18
9/8/2019 2:15	13.02	13.02	13.05	13	13.14	13.14	13.17
9/8/2019 2:30	13.02	13.02	13.05	12.99	13.13	13.14	13.17
9/8/2019 2:45	13.02	13.02	13.06	12.99	13.12	13.14	13.17
9/8/2019 3:00	13	13	13.03	12.98	13.11	13.12	13.16
9/8/2019 3:15	13.01	13	13.03	12.97	13.1	13.11	13.15
9/8/2019 3:30	12.99	13	13.02	12.95	13.1	13.11	13.14
9/8/2019 3:45	12.99	12.98	13.01	12.96	13.08	13.09	13.13
9/8/2019 4:00	12.98	12.98	13.02	12.98	13.08	13.09	13.13
9/8/2019 4:15	12.98	12.97	13.01	12.99	13.07	13.09	13.14
9/8/2019 4:30	12.97	12.96	13.02	12.99	13.07	13.09	13.14
9/8/2019 4:45	12.97	12.97	13.02	12.98	13.07	13.08	13.14
9/8/2019 5:00	12.95	12.97	13	12.98	13.07	13.07	13.14
9/8/2019 5:15	12.94	12.95	13	12.98	13.08	13.07	13.14
9/8/2019 5:30	12.94	12.94	12.99	12.97	13.08	13.06	13.14
9/8/2019 5:45	12.94	12.95	12.98	12.96	13.08	13.04	13.14
9/8/2019 6:00	12.94	12.94	12.98	12.97	13.07	13.04	13.13
9/8/2019 6:15	12.94	12.94	12.98	12.96	13.06	13.04	13.13
9/8/2019 6:30	12.93	12.94	12.98	12.94	13.06	13.05	13.12
9/8/2019 6:45	12.92	12.93	12.97	12.95	13.05	13.04	13.12
9/8/2019 7:00	12.92	12.93	12.97	12.95	13.04	13.03	13.12
9/8/2019 7:15	12.91	12.92	12.97	12.94	13.04	13.03	13.11

Date Time	K-Plant						
	K-Plant Intake #1 °C	K-Plant Intake #2 °C	EMD Plant Intake °C	Cat Plant Intake °C	K-Plant Discharge °C	EMD Plant Discharge °C	Cat Plant Discharge °C
9/8/2019 7:30	12.91	12.92	12.95	12.93	13.04	13.02	13.11
9/8/2019 7:45	12.9	12.91	12.95	12.93	13.03	13.01	13.1
9/8/2019 8:00	12.9	12.91	12.94	12.93	13.03	13.01	13.1
9/8/2019 8:15	12.9	12.91	12.95	12.93	13.03	13.01	13.09
9/8/2019 8:30	12.9	12.91	12.94	12.92	13.03	13.01	13.09
9/8/2019 8:45	12.9	12.91	12.94	12.93	13.03	13.01	13.09
9/8/2019 9:00	12.9	12.9	12.95	12.93	13.03	13.01	13.09
9/8/2019 9:15	12.9	12.9	12.95	12.93	13.03	13.02	13.09
9/8/2019 9:30	12.91	12.91	12.96	12.93	13.04	13.03	13.09
9/8/2019 9:45	12.91	12.91	12.96	12.93	13.04	13.02	13.09
9/8/2019 10:00	12.91	12.91	12.96	12.93	13.05	13.03	13.1
9/8/2019 10:15	12.91	12.92	12.96	12.93	13.05	13.03	13.1
9/8/2019 10:30	12.92	12.92	12.96	12.93	13.06	13.03	13.1
9/8/2019 10:45	12.92	12.92	12.96	12.94	13.06	13.03	13.1
9/8/2019 11:00	12.92	12.92	12.96	12.97	13.07	13.03	13.11
9/8/2019 11:15	12.93	12.92	12.96	13.09	13.08	13.06	13.13
9/8/2019 11:30	12.93	12.93	12.97	13.14	13.09	14.61	13.17
9/8/2019 11:45	12.93	12.93	12.96	13.2	13.14	15.53	13.21
9/8/2019 12:00	12.94	12.94	12.96	13.21	13.2	16.05	13.23
9/8/2019 12:15	12.94	12.94	12.95	13.09	13.27	16.13	13.22
9/8/2019 12:30	12.94	12.94	12.96	12.95	13.33	16.21	13.17
9/8/2019 12:45	12.94	12.94	12.96	12.94	13.37	17.01	13.14
9/8/2019 13:00	12.94	12.94	12.96	12.94	13.41	17.04	13.14
9/8/2019 13:15	13.01	12.94	12.97	13.12	13.46	17.08	13.15
9/8/2019 13:30	13.16	12.94	12.98	13	13.51	17.1	13.18
9/8/2019 13:45	12.98	12.93	12.99	13.21	13.54	17.14	13.19
9/8/2019 14:00	12.97	12.94	12.98	13.34	13.59	17.15	13.28
9/8/2019 14:15	12.97	12.94	12.99	13.45	13.62	17.17	13.31
9/8/2019 14:30	12.94	12.94	12.99	13.41	13.65	17.17	13.39
9/8/2019 14:45	12.95	12.94	12.98	13.41	13.68	17.17	13.4
9/8/2019 15:00	12.95	12.94	12.99	13.37	13.7	17.15	13.38
9/8/2019 15:15	13.04	12.94	12.99	13.66	13.71	17.09	13.45
9/8/2019 15:30	13.21	12.94	12.99	13.12	13.75	17.16	13.48
9/8/2019 15:45	13.41	12.94	13	13.21	13.77	17.22	13.36
9/8/2019 16:00	13.37	12.94	12.99	13.3	13.78	17.22	13.44
9/8/2019 16:15	13.08	12.94	12.99	13.3	13.79	17.12	13.43
9/8/2019 16:30	13	12.95	12.98	13.22	13.79	17.13	13.42
9/8/2019 16:45	12.97	12.94	12.98	13.43	13.8	17.21	13.43
9/8/2019 17:00	12.97	12.94	12.98	13.4	13.8	17.15	13.47
9/8/2019 17:15	12.96	12.94	12.97	13.36	13.79	17.13	13.47
9/8/2019 17:30	12.95	12.94	12.98	13.28	13.79	17.09	13.46
9/8/2019 17:45	12.95	12.94	12.97	13.28	13.78	17.11	13.4
9/8/2019 18:00	12.95	12.94	12.98	13.67	13.76	17.19	13.42
9/8/2019 18:15	12.95	12.94	12.98	13.62	13.76	17.18	13.52

Date Time	K-Plant						
	K-Plant Intake #1 °C	K-Plant Intake #2 °C	EMD Plant Intake °C	Cat Plant Intake °C	K-Plant Discharge °C	EMD Plant Discharge °C	Cat Plant Discharge °C
9/8/2019 18:30	12.95	12.94	12.98	13.76	13.77	17.12	13.51
9/8/2019 18:45	12.95	12.94	12.98	13.31	13.76	17.09	13.53
9/8/2019 19:00	12.95	12.94	12.98	13.17	13.75	17.14	13.44
9/8/2019 19:15	12.94	12.94	12.98	13.36	13.72	17.14	13.34
9/8/2019 19:30	12.94	12.93	12.98	13.42	13.69	17.15	13.36
9/8/2019 19:45	12.94	12.93	12.98	13.38	13.67	17.07	13.33
9/8/2019 20:00	12.94	12.93	12.98	13.24	13.64	17.11	13.3
9/8/2019 20:15	12.94	12.93	12.98	13.22	13.64	17.14	13.32
9/8/2019 20:30	12.94	12.93	12.98	13.26	13.63	17.16	13.35
9/8/2019 20:45	12.94	12.93	13.01	13.24	13.62	17.17	13.36
9/8/2019 21:00	12.94	12.94	12.99	13.29	13.62	17.18	13.37
9/8/2019 21:15	12.95	12.94	13.02	13.31	13.6	17.16	13.37
9/8/2019 21:30	12.95	12.94	13.02	13.32	13.6	17.19	13.37
9/8/2019 21:45	12.95	12.94	13	13.28	13.58	17.16	13.36
9/8/2019 22:00	12.95	12.94	12.98	13.31	13.57	17.17	13.35
9/8/2019 22:15	12.95	12.94	12.99	13.28	13.56	16.34	13.35
9/8/2019 22:30	12.96	12.94	12.98	13.26	13.55	16.25	13.35
9/8/2019 22:45	12.96	12.94	12.98	13.22	13.54	14.88	13.35
9/8/2019 23:00	12.96	12.94	12.97	13.24	13.52	13.52	13.31
9/8/2019 23:15	12.96	12.94	12.99	13.2	13.51	13.1	13.31
9/8/2019 23:30	12.95	12.94	12.98	13.2	13.49	13.07	13.27
9/8/2019 23:45	12.95	12.94	12.97	13.17	13.46	13.07	13.26
9/9/2019 0:00	12.95	12.94	12.96	13.1	13.45	13.06	13.24
9/9/2019 0:15	12.95	12.94	12.96	13.22	13.43	13.05	13.26
9/9/2019 0:30	12.94	12.94	12.97	13.05	13.41	13.05	13.28
9/9/2019 0:45	12.94	12.94	12.95	13.22	13.39	13.04	13.27
9/9/2019 1:00	12.94	12.94	12.95	13.19	13.37	13.04	13.3
9/9/2019 1:15	12.94	12.94	12.9	13.15	13.34	13.02	13.28
9/9/2019 1:30	12.94	12.93	12.93	13.13	13.31	13.02	13.24
9/9/2019 1:45	12.94	12.93	12.88	13.03	13.29	13.01	13.2
9/9/2019 2:00	12.94	12.92	12.94	13	13.27	13.02	13.17
9/9/2019 2:15	12.94	12.92	12.9	13.01	13.26	13	13.16
9/9/2019 2:30	12.94	12.92	12.87	12.98	13.24	13	13.15
9/9/2019 2:45	12.93	12.92	12.86	12.99	13.23	12.98	13.15
9/9/2019 3:00	12.93	12.9	12.86	12.99	13.21	12.97	13.15
9/9/2019 3:15	12.93	12.91	12.85	13.04	13.19	12.97	13.15
9/9/2019 3:30	12.93	12.88	12.84	12.95	13.18	12.95	13.15
9/9/2019 3:45	12.94	12.91	12.74	13.03	13.16	12.9	13.14
9/9/2019 4:00	12.95	12.91	12.76	13.02	13.15	12.88	13.14
9/9/2019 4:15	12.94	12.88	12.76	12.96	13.13	12.87	13.14
9/9/2019 4:30	12.93	12.87	12.77	12.99	13.12	12.87	13.14
9/9/2019 4:45	12.92	12.85	12.79	12.98	13.1	12.88	13.13
9/9/2019 5:00	12.91	12.85	12.79	12.96	13.09	12.89	13.12
9/9/2019 5:15	12.91	12.85	12.8	12.94	13.08	12.88	13.12

Date Time	K-Plant						
	K-Plant Intake #1 °C	K-Plant Intake #2 °C	EMD Plant Intake °C	Cat Plant Intake °C	K-Plant Discharge °C	EMD Plant Discharge °C	Cat Plant Discharge °C
9/9/2019 5:30	12.9	12.87	12.82	12.93	13.07	12.91	13.11
9/9/2019 5:45	12.89	12.87	12.82	12.92	13.06	12.91	13.1
9/9/2019 6:00	12.9	12.87	12.84	12.91	13.04	12.91	13.1
9/9/2019 6:15	12.9	12.85	12.85	12.9	13.03	13.95	13.08
9/9/2019 6:30	12.9	12.86	12.86	12.89	13.03	15.25	13.07
9/9/2019 6:45	12.88	12.86	12.85	12.88	13.02	16.78	13.07
9/9/2019 7:00	12.88	12.86	12.86	12.87	13.02	16.98	13.07
9/9/2019 7:15	12.85	12.86	12.86	12.87	13.01	16.99	13.05
9/9/2019 7:30	12.85	12.86	12.87	12.87	12.99	16.96	13.05
9/9/2019 7:45	12.84	12.85	12.86	12.86	12.98	16.99	13.04
9/9/2019 8:00	12.85	12.85	12.88	12.86	12.97	17.02	13.04
9/9/2019 8:15	12.85	12.85	12.87	12.86	12.97	17.02	13.04
9/9/2019 8:30	12.84	12.84	12.89	12.84	12.97	17.06	13.03
9/9/2019 8:45	12.84	12.84	12.88	12.85	12.97	17.06	13.03
9/9/2019 9:00	12.85	12.84	12.88	12.85	12.97	17.1	13.03
9/9/2019 9:15	12.85	12.84	12.87	12.85	12.98	17.06	13.03
9/9/2019 9:30	12.85	12.85	12.85	12.84	12.98	17.11	13.03
9/9/2019 9:45	12.86	12.85	12.85	12.85	12.98	17.11	13.02
9/9/2019 10:00	12.86	12.85	12.86	12.86	12.98	17.12	13.03
9/9/2019 10:15	12.86	12.86	12.85	12.86	12.99	17.13	13.03
9/9/2019 10:30	12.86	12.86	12.87	12.9	13.01	17.13	13.04
9/9/2019 10:45	12.87	12.86	12.86	12.93	13.04	17.12	13.06
9/9/2019 11:00	12.89	12.87	12.87	12.96	13.05	17.04	13.09
9/9/2019 11:15	12.9	12.88	12.88	12.99	13.06	17.13	13.11
9/9/2019 11:30	12.89	12.88	12.84	13	13.08	17.1	13.14
9/9/2019 11:45	12.88	12.86	12.88	13.05	13.1	17.09	13.17
9/9/2019 12:00	12.87	12.86	12.86	13.08	13.12	17.09	13.21
9/9/2019 12:15	12.91	12.86	12.86	13.1	13.13	17.08	13.24
9/9/2019 12:30	12.99	12.86	12.89	13.12	13.17	17.1	13.25
9/9/2019 12:45	13	12.87	12.94	13.18	13.21	17.13	13.28
9/9/2019 13:00	13.05	12.89	12.86	13.26	13.26	17.14	13.33
9/9/2019 13:15	13.06	12.85	12.92	13.31	13.29	17.19	13.37
9/9/2019 13:30	13.09	12.9	12.96	13.37	13.3	17.16	13.4
9/9/2019 13:45	13.09	12.87	12.92	13.38	13.33	17.19	13.45
9/9/2019 14:00	12.94	12.86	12.89	13.4	13.38	17.19	13.48
9/9/2019 14:15	12.9	12.86	12.9	13.41	13.46	17.16	13.48
9/9/2019 14:30	12.88	12.86	12.93	13.45	13.51	17.19	13.5
9/9/2019 14:45	12.87	12.86	12.9	13.44	13.54	17.19	13.5
9/9/2019 15:00	12.88	12.86	12.91	13.27	13.56	17.2	13.49
9/9/2019 15:15	12.88	12.87	12.9	13.48	13.57	17.14	13.53
9/9/2019 15:30	12.88	12.87	12.9	13.53	13.59	17.11	13.58
9/9/2019 15:45	12.88	12.87	12.9	13.55	13.62	17.13	13.57
9/9/2019 16:00	12.88	12.86	12.9	13.57	13.63	17.08	13.63
9/9/2019 16:15	12.88	12.86	12.9	13.36	13.66	17.09	13.57

Date Time	K-Plant						
	K-Plant Intake #1 °C	K-Plant Intake #2 °C	EMD Plant Intake °C	Cat Plant Intake °C	K-Plant Discharge °C	EMD Plant Discharge °C	Cat Plant Discharge °C
9/9/2019 16:30	12.87	12.86	12.91	13.09	13.67	17.07	13.48
9/9/2019 16:45	12.87	12.86	12.91	13.23	13.68	17.18	13.39
9/9/2019 17:00	12.88	12.86	12.92	13.27	13.69	17.07	13.4
9/9/2019 17:15	12.87	12.86	12.94	13.33	13.7	17.13	13.4
9/9/2019 17:30	12.88	12.86	12.93	13.07	13.72	17.19	13.37
9/9/2019 17:45	12.9	12.86	12.94	12.96	13.73	17.19	13.31
9/9/2019 18:00	12.9	12.87	12.93	12.96	13.73	17.13	13.27
9/9/2019 18:15	12.9	12.87	12.91	12.98	13.73	17.14	13.25
9/9/2019 18:30	12.9	12.88	12.9	13.07	13.7	17.15	13.26
9/9/2019 18:45	12.89	12.88	12.91	13.17	13.69	17.19	13.29
9/9/2019 19:00	12.89	12.87	12.93	13.12	13.69	17.22	13.3
9/9/2019 19:15	12.88	12.87	12.93	13.29	13.69	17.26	13.31
9/9/2019 19:30	12.93	12.87	12.93	13.36	13.69	17.26	13.38
9/9/2019 19:45	12.92	12.87	12.93	13.56	13.69	17.25	13.42
9/9/2019 20:00	12.91	12.87	12.9	13.5	13.67	17.24	13.49
9/9/2019 20:15	12.89	12.87	12.9	13.53	13.66	17.2	13.49
9/9/2019 20:30	12.89	12.87	12.9	13.46	13.66	17.22	13.46
9/9/2019 20:45	12.89	12.86	12.9	13.47	13.65	17.23	13.46
9/9/2019 21:00	12.88	12.86	12.9	13.43	13.63	17.2	13.49
9/9/2019 21:15	12.87	12.86	12.9	13.33	13.59	17.27	13.46
9/9/2019 21:30	12.87	12.86	12.9	13.29	13.55	17.22	13.42
9/9/2019 21:45	12.88	12.86	12.94	13.4	13.53	17.27	13.42
9/9/2019 22:00	12.89	12.86	12.93	13.36	13.53	17.28	13.44
9/9/2019 22:15	12.89	12.87	12.92	13.42	13.53	17.26	13.43
9/9/2019 22:30	12.9	12.88	12.91	13.36	13.51	17.29	13.41
9/9/2019 22:45	12.9	12.88	12.91	13.32	13.48	17.23	13.42
9/9/2019 23:00	12.91	12.88	12.91	13.32	13.47	15.7	13.42
9/9/2019 23:15	12.92	12.89	12.9	13.26	13.45	14.99	13.42
9/9/2019 23:30	12.94	12.88	12.92	13.26	13.44	13.48	13.4
9/9/2019 23:45	12.93	12.88	12.92	13.28	13.43	13.03	13.38
9/10/2019 0:00	12.93	12.88	12.92	13.22	13.42	13.05	13.38
9/10/2019 0:15	12.93	12.88	12.92	13.24	13.41	13.04	13.36
9/10/2019 0:30	12.94	12.88	12.94	13.21	13.39	13.05	13.36
9/10/2019 0:45	12.94	12.88	12.93	13.23	13.38	13.03	13.35
9/10/2019 1:00	12.93	12.88	12.94	13.21	13.37	13.02	13.36
9/10/2019 1:15	12.92	12.88	12.91	13.21	13.36	13.02	13.33
9/10/2019 1:30	12.93	12.88	12.9	13.2	13.35	13.02	13.32
9/10/2019 1:45	12.92	12.88	12.91	13.21	13.35	13.02	13.34
9/10/2019 2:00	12.92	12.88	12.91	13.2	13.33	13.03	13.34
9/10/2019 2:15	12.93	12.88	12.9	13.19	13.32	13.02	13.34
9/10/2019 2:30	12.94	12.87	12.9	13.18	13.31	13.02	13.33
9/10/2019 2:45	12.93	12.87	12.87	13.17	13.3	13.01	13.31
9/10/2019 3:00	12.92	12.87	12.87	13.15	13.28	12.98	13.31
9/10/2019 3:15	12.93	12.86	12.87	13.14	13.27	13.01	13.3

Date Time	K-Plant						
	K-Plant Intake #1 °C	K-Plant Intake #2 °C	EMD Plant Intake °C	Cat Plant Intake °C	K-Plant Discharge °C	EMD Plant Discharge °C	Cat Plant Discharge °C
9/10/2019 3:30	12.93	12.86	12.86	13.14	13.25	12.98	13.3
9/10/2019 3:45	12.92	12.87	12.88	13.13	13.24	12.99	13.29
9/10/2019 4:00	13.03	12.87	12.83	13.12	13.23	12.99	13.28
9/10/2019 4:15	13.07	12.87	12.86	13.11	13.22	12.98	13.27
9/10/2019 4:30	13.07	12.86	12.86	13.09	13.21	13	13.27
9/10/2019 4:45	13.05	12.93	12.87	13.08	13.2	13.02	13.26
9/10/2019 5:00	13.05	12.94	12.87	13.08	13.19	13.02	13.25
9/10/2019 5:15	13.04	12.92	12.87	13.06	13.18	13	13.24
9/10/2019 5:30	13.04	12.93	12.87	13.05	13.17	13.01	13.23
9/10/2019 5:45	13.02	12.93	12.87	13.04	13.16	12.98	13.21
9/10/2019 6:00	13.02	12.96	12.86	13.03	13.15	13	13.2
9/10/2019 6:15	13.02	12.94	12.9	13.02	13.14	15.14	13.2
9/10/2019 6:30	13	12.96	12.97	13	13.13	16.06	13.19
9/10/2019 6:45	12.97	12.95	12.87	12.99	13.13	17.05	13.18
9/10/2019 7:00	12.97	12.92	12.96	12.96	13.11	17.1	13.16
9/10/2019 7:15	12.96	12.9	12.88	12.97	13.1	17.13	13.16
9/10/2019 7:30	12.94	12.9	12.87	12.96	13.09	17.07	13.15
9/10/2019 7:45	12.93	12.89	12.94	12.94	13.08	17.08	13.15
9/10/2019 8:00	12.94	12.9	12.88	12.95	13.07	17.08	13.14
9/10/2019 8:15	12.94	12.9	12.88	12.94	13.07	17.07	13.14
9/10/2019 8:30	12.93	12.9	12.93	12.93	13.06	17.07	13.13
9/10/2019 8:45	12.94	12.91	12.9	12.93	13.06	17.08	13.13
9/10/2019 9:00	12.94	12.91	12.89	12.93	13.06	17.1	13.13
9/10/2019 9:15	12.94	12.9	12.93	12.93	13.06	17.08	13.13
9/10/2019 9:30	12.94	12.9	12.91	12.92	13.07	17.08	13.13
9/10/2019 9:45	12.95	12.91	12.89	12.93	13.07	17.13	13.13
9/10/2019 10:00	12.95	12.94	12.91	12.94	13.08	17.13	13.13
9/10/2019 10:15	12.98	12.96	12.97	12.97	13.09	17.17	13.14
9/10/2019 10:30	12.99	12.98	12.95	13	13.11	17.2	13.15
9/10/2019 10:45	13	12.99	12.97	13.01	13.13	17.24	13.17
9/10/2019 11:00	13.01	13	12.97	13.05	13.14	17.15	13.19
9/10/2019 11:15	13.02	13	12.98	13.08	13.16	17.15	13.21
9/10/2019 11:30	13.03	12.97	12.97	13.1	13.18	17.14	13.2
9/10/2019 11:45	13.1	13.02	12.97	13.11	13.21	17.13	13.19
9/10/2019 12:00	13.12	13.01	12.98	12.99	13.26	17.14	13.18
9/10/2019 12:15	13.15	13.02	12.97	13.22	13.29	17.15	13.19
9/10/2019 12:30	13.17	12.98	12.96	13.12	13.33	17.16	13.23
9/10/2019 12:45	13.16	12.95	12.96	13.09	13.38	17.17	13.22
9/10/2019 13:00	12.99	12.95	12.96	13.27	13.43	17.19	13.24
9/10/2019 13:15	12.99	12.94	12.96	13.34	13.48	17.71	13.29
9/10/2019 13:30	13.16	12.94	12.96	13.39	13.54	28.14	13.34
9/10/2019 13:45	13.04	12.93	12.97	13.11	13.59	26.26	13.38
9/10/2019 14:00	12.96	12.93	12.97	13.01	13.62	22.5	13.35
9/10/2019 14:15	12.95	12.93	12.97	13.21	13.61	19.32	13.32

Date Time	K-Plant						
	K-Plant Intake #1 °C	K-Plant Intake #2 °C	EMD Plant Intake °C	Cat Plant Intake °C	Discharge °C	EMD Plant Discharge °C	Cat Plant Discharge °C
9/10/2019 14:30	12.94	12.93	12.97	13.17	13.63	17.63	13.36
9/10/2019 14:45	12.93	12.93	12.98	13.24	13.64	17.28	13.36
9/10/2019 15:00	12.94	12.93	12.99	13.16	13.67	17.23	13.36
9/10/2019 15:15	12.94	12.93	12.99	13.55	13.71	17.17	13.39
9/10/2019 15:30	12.94	12.93	12.99	13.51	13.74	17.29	13.44
9/10/2019 15:45	12.94	12.93	12.98	13.08	13.7	17.18	13.37
9/10/2019 16:00	12.94	12.93	12.97	13.09	13.67	17.28	13.33
9/10/2019 16:15	12.94	12.93	12.97	13.09	13.69	17.13	13.33
9/10/2019 16:30	12.94	12.93	12.97	13.15	13.66	17.26	13.31
9/10/2019 16:45	12.94	12.93	12.97	13.06	13.66	17.19	13.3
9/10/2019 17:00	12.94	12.93	12.98	13.1	13.67	17.19	13.28
9/10/2019 17:15	12.94	12.93	12.97	13.08	13.71	17.23	13.26
9/10/2019 17:30	12.94	12.93	12.97	13.19	13.73	17.08	13.26
9/10/2019 17:45	12.94	12.93	12.97	13.15	13.78	17.22	13.27
9/10/2019 18:00	12.93	12.93	12.94	13.25	13.78	17.25	13.26
9/10/2019 18:15	12.93	12.93	12.91	13.19	13.72	17.07	13.24
9/10/2019 18:30	12.93	12.92	12.9	13.1	13.7	17.2	13.25
9/10/2019 18:45	12.92	12.91	12.89	13.16	13.68	17.3	13.21
9/10/2019 19:00	12.9	12.9	12.91	13.24	13.68	17.08	13.23
9/10/2019 19:15	12.88	12.89	12.91	13.49	13.68	17.21	13.24
9/10/2019 19:30	12.88	12.88	12.98	13.22	13.71	17.26	13.3
9/10/2019 19:45	12.9	12.87	12.97	13.45	13.72	17.22	13.29
9/10/2019 20:00	12.9	12.86	12.96	13.25	13.73	17.19	13.35
9/10/2019 20:15	12.91	12.87	12.94	13.32	13.73	17.22	13.34
9/10/2019 20:30	12.92	12.89	12.94	13.45	13.7	17.25	13.35
9/10/2019 20:45	12.92	12.9	12.92	13.42	13.65	17.29	13.34
9/10/2019 21:00	12.93	12.91	12.94	13.19	13.61	17.2	13.34
9/10/2019 21:15	12.94	12.92	12.88	13.27	13.58	17.22	13.33
9/10/2019 21:30	12.93	12.92	12.9	13.32	13.56	17.25	13.39
9/10/2019 21:45	12.93	12.9	12.89	13.35	13.56	17.23	13.41
9/10/2019 22:00	12.93	12.9	12.91	13.35	13.55	17.22	13.41
9/10/2019 22:15	12.93	12.89	12.95	13.36	13.55	17.17	13.43
9/10/2019 22:30	12.92	12.88	12.96	13.29	13.54	17.24	13.44
9/10/2019 22:45	12.92	12.87	12.95	13.22	13.53	17.28	13.41
9/10/2019 23:00	12.93	12.88	12.94	13.22	13.52	17.26	13.39
9/10/2019 23:15	12.93	12.88	12.96	13.16	13.5	15.9	13.35
9/10/2019 23:30	12.93	12.89	12.95	13.21	13.48	15.84	13.34
9/10/2019 23:45	12.94	12.9	13.02	13.28	13.46	15.53	13.35
9/11/2019 0:00	12.94	12.89	12.98	13.27	13.45	14.92	13.39
9/11/2019 0:15	12.94	12.87	12.95	13.26	13.43	13.58	13.39
9/11/2019 0:30	12.94	12.87	12.94	13.27	13.42	13.11	13.4
9/11/2019 0:45	12.96	12.88	13	13.27	13.41	13.09	13.39
9/11/2019 1:00	12.98	12.88	12.88	13.27	13.39	13.05	13.4
9/11/2019 1:15	12.96	12.88	12.97	13.26	13.38	13.05	13.41

Date Time	K-Plant						
	K-Plant Intake #1 °C	K-Plant Intake #2 °C	EMD Plant Intake °C	Cat Plant Intake °C	K-Plant Discharge °C	EMD Plant Discharge °C	Cat Plant Discharge °C
9/11/2019 1:30	12.96	12.87	12.93	13.24	13.37	13.03	13.4
9/11/2019 1:45	13.01	12.87	13.01	13.22	13.36	13.03	13.39
9/11/2019 2:00	12.95	12.86	12.93	13.22	13.35	13.01	13.38
9/11/2019 2:15	12.98	12.85	12.99	13.21	13.34	13.04	13.38
9/11/2019 2:30	13	12.85	12.93	13.2	13.32	13.07	13.37
9/11/2019 2:45	12.96	12.85	13.01	13.19	13.31	13.04	13.36
9/11/2019 3:00	13.04	12.86	12.93	13.17	13.3	13.04	13.35
9/11/2019 3:15	12.99	12.86	12.94	13.16	13.29	13.02	13.33
9/11/2019 3:30	12.97	12.85	12.98	13.15	13.28	13.01	13.32
9/11/2019 3:45	13.01	12.85	12.95	13.14	13.27	13.02	13.31
9/11/2019 4:00	13.05	12.85	12.96	13.13	13.26	13.03	13.3
9/11/2019 4:15	13.06	12.87	12.99	13.12	13.25	13.05	13.29
9/11/2019 4:30	13.04	12.89	13.02	13.1	13.23	13.07	13.28
9/11/2019 4:45	13.05	12.92	12.93	13.1	13.22	13.04	13.27
9/11/2019 5:00	13.04	12.9	12.99	13.09	13.2	13.04	13.26
9/11/2019 5:15	13.03	12.88	12.92	13.08	13.19	13.03	13.25
9/11/2019 5:30	13.02	12.88	12.93	13.07	13.17	13.02	13.24
9/11/2019 5:45	13.03	12.86	12.91	13.05	13.17	13.04	13.23
9/11/2019 6:00	13.01	12.87	12.88	13.04	13.15	12.98	13.21
9/11/2019 6:15	13	12.87	12.91	13.02	13.14	14.65	13.21
9/11/2019 6:30	12.99	12.9	12.88	13.01	13.13	15.95	13.2
9/11/2019 6:45	12.99	12.93	12.87	13.02	13.12	16.73	13.19
9/11/2019 7:00	12.98	12.9	12.91	13	13.11	16.9	13.18
9/11/2019 7:15	12.99	12.94	12.91	12.99	13.09	16.85	13.18
9/11/2019 7:30	12.98	12.97	12.89	12.99	13.09	16.79	13.18
9/11/2019 7:45	12.97	12.91	12.87	12.98	13.09	16.77	13.17
9/11/2019 8:00	12.97	12.94	12.88	12.98	13.08	16.82	13.17
9/11/2019 8:15	12.96	12.94	12.96	12.98	13.08	16.85	13.17
9/11/2019 8:30	12.96	12.94	12.93	12.97	13.07	16.89	13.16
9/11/2019 8:45	12.95	12.92	12.94	12.97	13.07	16.85	13.16
9/11/2019 9:00	12.92	12.92	12.92	12.97	13.07	16.86	13.16
9/11/2019 9:15	12.93	12.93	12.93	12.96	13.07	16.87	13.16
9/11/2019 9:30	12.94	12.92	12.89	12.97	13.08	16.89	13.16
9/11/2019 9:45	12.95	12.92	12.88	12.98	13.09	16.88	13.16
9/11/2019 10:00	12.96	12.94	12.91	12.99	13.09	16.9	13.16
9/11/2019 10:15	12.98	12.96	12.94	13	13.11	16.9	13.17
9/11/2019 10:30	12.99	12.97	12.95	13.02	13.12	16.9	13.19
9/11/2019 10:45	13.01	12.99	12.95	13.01	13.14	16.92	13.2
9/11/2019 11:00	13.03	13.01	12.96	13.04	13.16	16.89	13.2
9/11/2019 11:15	13.05	13.03	12.99	13.05	13.18	16.88	13.21
9/11/2019 11:30	13.07	13.05	13	13.06	13.21	16.91	13.22
9/11/2019 11:45	13.09	13.08	13.07	13.09	13.24	16.93	13.24
9/11/2019 12:00	13.11	13.09	13.07	13.11	13.27	16.95	13.26
9/11/2019 12:15	13.14	13.11	13	13.13	13.3	17	13.28



Date Time	K-Plant						
	K-Plant Intake #1 °C	K-Plant Intake #2 °C	EMD Plant Intake °C	Cat Plant Intake °C	K-Plant Discharge °C	EMD Plant Discharge °C	Cat Plant Discharge °C
9/11/2019 12:30	13.15	13.1	13.08	13.16	13.32	16.99	13.3
9/11/2019 12:45	13.15	13.08	13.1	13.19	13.35	17.05	13.32
9/11/2019 13:00	13.14	13.1	13.14	13.22	13.37	17.05	13.35
9/11/2019 13:15	13.15	13.13	13.11	13.26	13.39	16.99	13.37
9/11/2019 13:30	13.15	13.13	13.12	13.28	13.42	17.06	13.39
9/11/2019 13:45	13.19	13.18	13.14	13.29	13.42	17.05	13.42
9/11/2019 14:00	13.21	13.16	13.17	13.3	13.43	17.12	13.44
9/11/2019 14:15	13.21	13.17	13.21	13.34	13.47	17.15	13.46
9/11/2019 14:30	13.26	13.13	13.25	13.36	13.51	17.11	13.48
9/11/2019 14:45	13.17	13.02	13.11	13.37	13.53	17.14	13.51
9/11/2019 15:00	13.23	13.01	13.01	13.39	13.55	17.13	13.52
9/11/2019 15:15	13.14	12.98	13.19	13.41	13.56	17.13	13.54
9/11/2019 15:30	13.13	12.97	13.16	13.41	13.55	17.13	13.56
9/11/2019 15:45	13.25	13	13.13	13.42	13.55	17.11	13.57
9/11/2019 16:00	13.28	13.02	13.19	13.42	13.55	17.17	13.59
9/11/2019 16:15	13.27	13.02	13.27	13.44	13.56	17.23	13.59
9/11/2019 16:30	13.23	13	13.27	13.45	13.57	17.05	13.6
9/11/2019 16:45	13.2	13.01	13.01	13.43	13.58	16.83	13.61
9/11/2019 17:00	13.14	13.01	12.97	13.43	13.59	16.9	13.61
9/11/2019 17:15	13.11	12.97	12.95	13.45	13.59	16.92	13.6
9/11/2019 17:30	13.06	12.96	12.99	13.46	13.61	16.93	13.6
9/11/2019 17:45	13.07	12.96	13.08	13.39	13.62	16.92	13.62
9/11/2019 18:00	12.99	12.96	13.04	13.43	13.6	16.88	13.58
9/11/2019 18:15	13.1	12.95	12.99	13.42	13.6	16.87	13.55
9/11/2019 18:30	13.02	12.95	12.97	13.42	13.59	22.94	13.53
9/11/2019 18:45	12.97	12.94	13.03	13.44	13.6	26.01	13.55
9/11/2019 19:00	12.96	12.94	13	13.44	13.6	21.26	13.59
9/11/2019 19:15	12.96	12.94	13.02	13.42	13.58	18.6	13.64
9/11/2019 19:30	12.97	12.95	13	13.38	13.56	17.13	13.63
9/11/2019 19:45	12.98	12.96	13.04	13.4	13.56	17.09	13.6
9/11/2019 20:00	13	12.96	13.03	13.34	13.55	17.05	13.59
9/11/2019 20:15	13	12.96	13.04	13.32	13.55	17.1	13.56
9/11/2019 20:30	12.99	12.97	13.04	13.33	13.54	16.96	13.52
9/11/2019 20:45	13.01	12.97	13.04	13.31	13.52	17.09	13.51
9/11/2019 21:00	13.01	12.98	13.06	13.28	13.49	17.04	13.48
9/11/2019 21:15	13.02	12.98	13.07	13.29	13.47	16.94	13.47
9/11/2019 21:30	13.02	12.99	13	13.28	13.45	17.06	13.46
9/11/2019 21:45	13.03	12.99	13.04	13.28	13.43	17.14	13.47
9/11/2019 22:00	13.04	12.99	13.05	13.26	13.42	17.01	13.46
9/11/2019 22:15	13.03	12.99	13.07	13.26	13.41	17.02	13.44
9/11/2019 22:30	13.03	12.99	13.11	13.26	13.39	16.21	13.43
9/11/2019 22:45	13.05	12.99	13.01	13.25	13.37	16.07	13.43
9/11/2019 23:00	13.03	12.99	13.02	13.23	13.37	15.57	13.42
9/11/2019 23:15	13.04	12.99	13.07	13.21	13.35	15.12	13.41

Date Time	K-Plant						
	K-Plant Intake #1 °C	K-Plant Intake #2 °C	EMD Plant Intake °C	Cat Plant Intake °C	K-Plant Discharge °C	EMD Plant Discharge °C	Cat Plant Discharge °C
9/11/2019 23:30	13.08	13	13.07	13.2	13.34	13.7	13.4
9/11/2019 23:45	13.07	13	13.08	13.2	13.33	13.19	13.39
9/12/2019 0:00	13.1	13.01	13.08	13.2	13.32	13.17	13.38
9/12/2019 0:15	13.11	13.01	13.04	13.19	13.3	13.16	13.37
9/12/2019 0:30	13.1	13.02	13.08	13.17	13.3	13.16	13.36
9/12/2019 0:45	13.11	13.03	13.07	13.15	13.28	13.16	13.34
9/12/2019 1:00	13.1	13.04	13.07	13.15	13.27	13.17	13.33
9/12/2019 1:15	13.12	13.06	13.04	13.14	13.26	13.16	13.32
9/12/2019 1:30	13.11	13.07	13.07	13.14	13.25	13.16	13.31
9/12/2019 1:45	13.11	13.08	13.03	13.13	13.24	13.16	13.3
9/12/2019 2:00	13.11	13.08	12.99	13.11	13.23	13.13	13.29
9/12/2019 2:15	13.09	13.08	13.05	13.11	13.22	13.14	13.28
9/12/2019 2:30	13.09	13.07	13.02	13.11	13.21	13.13	13.28
9/12/2019 2:45	13.07	13.05	13.06	13.09	13.21	13.13	13.27
9/12/2019 3:00	13.07	13.02	13.09	13.09	13.2	13.13	13.26
9/12/2019 3:15	13.08	13.02	12.98	13.08	13.19	13.11	13.26
9/12/2019 3:30	13.07	13.02	12.9	13.08	13.19	13.09	13.25
9/12/2019 3:45	13.05	13.03	12.96	13.08	13.18	13.1	13.24
9/12/2019 4:00	13.04	13.02	12.98	13.07	13.17	13.07	13.24
9/12/2019 4:15	13.05	13.02	13.01	13.06	13.16	13.08	13.24
9/12/2019 4:30	13.04	13.02	12.96	13.05	13.15	13.05	13.23
9/12/2019 4:45	13.04	13.02	12.99	13.04	13.15	13.07	13.22
9/12/2019 5:00	13.03	13.02	12.94	13.04	13.14	13.09	13.21
9/12/2019 5:15	13.02	13.01	12.91	13.04	13.13	13.05	13.21
9/12/2019 5:30	13.02	13	12.97	13.02	13.13	13.07	13.2
9/12/2019 5:45	13	13	12.93	13.02	13.12	13.09	13.19
9/12/2019 6:00	13	13	12.87	13.01	13.11	13.05	13.18
9/12/2019 6:15	13	12.98	12.98	13.01	13.11	13.69	13.18
9/12/2019 6:30	12.99	12.98	12.98	13	13.1	15.68	13.18
9/12/2019 6:45	12.98	12.97	12.98	13	13.09	16.87	13.17
9/12/2019 7:00	12.97	12.95	12.86	12.99	13.09	16.96	13.17
9/12/2019 7:15	12.97	12.96	12.93	12.98	13.08	16.88	13.17
9/12/2019 7:30	12.96	12.95	12.95	12.97	13.08	16.94	13.16
9/12/2019 7:45	12.96	12.94	12.89	12.97	13.07	16.84	13.16
9/12/2019 8:00	12.94	12.94	12.9	12.96	13.07	16.91	13.16
9/12/2019 8:15	12.92	12.94	12.92	12.96	13.06	16.88	13.16
9/12/2019 8:30	12.93	12.94	12.9	12.96	13.07	16.92	13.15
9/12/2019 8:45	12.93	12.93	12.87	12.95	13.07	16.91	13.15
9/12/2019 9:00	12.92	12.92	12.93	12.95	13.07	16.94	13.15
9/12/2019 9:15	12.92	12.92	12.89	12.95	13.07	16.89	13.15
9/12/2019 9:30	12.92	12.91	12.92	12.96	13.07	16.94	13.15
9/12/2019 9:45	12.92	12.91	12.91	12.95	13.07	16.92	13.15
9/12/2019 10:00	12.93	12.92	12.96	12.96	13.08	16.99	13.15
9/12/2019 10:15	12.94	12.91	12.94	12.97	13.09	16.97	13.15

Date Time	K-Plant						
	K-Plant Intake #1 °C	K-Plant Intake #2 °C	EMD Plant Intake °C	Cat Plant Intake °C	K-Plant Discharge °C	EMD Plant Discharge °C	Cat Plant Discharge °C
9/12/2019 10:30	12.94	12.88	12.93	12.98	13.1	16.99	13.16
9/12/2019 10:45	12.94	12.87	12.93	12.99	13.11	16.98	13.17
9/12/2019 11:00	12.94	12.88	12.93	13.01	13.11	16.92	13.18
9/12/2019 11:15	12.98	12.95	12.97	13.02	13.14	16.96	13.19
9/12/2019 11:30	13.01	12.99	12.96	13.05	13.17	16.94	13.21
9/12/2019 11:45	13.05	13.01	12.96	13.07	13.2	16.92	13.22
9/12/2019 12:00	13.08	13.04	12.92	13.1	13.22	17.01	13.24
9/12/2019 12:15	13.11	13.07	13.03	13.06	13.25	16.94	13.26
9/12/2019 12:30	13.1	13.07	13.11	13.13	13.28	17.1	13.26
9/12/2019 12:45	13.11	13.06	13.05	13.17	13.31	17.07	13.28
9/12/2019 13:00	13.1	12.98	12.98	13.26	13.33	16.95	13.32
9/12/2019 13:15	13.08	12.93	12.94	13.27	13.33	16.96	13.37
9/12/2019 13:30	12.95	12.87	12.96	13.25	13.35	16.86	13.39
9/12/2019 13:45	12.98	12.84	12.95	13.27	13.35	16.98	13.4
9/12/2019 14:00	12.99	12.85	12.9	13.3	13.35	17	13.42
9/12/2019 14:15	12.93	12.85	12.91	13.31	13.34	16.97	13.43
9/12/2019 14:30	12.95	12.86	12.92	13.35	13.35	16.99	13.46
9/12/2019 14:45	12.93	12.86	12.93	13.4	13.37	16.99	13.49
9/12/2019 15:00	12.9	12.86	12.9	13.4	13.41	17.01	13.51
9/12/2019 15:15	12.9	12.85	12.87	13.42	13.44	16.97	13.53
9/12/2019 15:30	12.91	12.86	12.92	13.3	13.48	16.93	13.52
9/12/2019 15:45	12.9	12.88	12.91	13.26	13.48	16.95	13.44
9/12/2019 16:00	12.9	12.87	12.85	13.36	13.46	16.98	13.41
9/12/2019 16:15	12.91	12.86	12.9	13.01	13.49	16.81	13.44
9/12/2019 16:30	12.9	12.87	12.9	13.19	13.52	16.87	13.38
9/12/2019 16:45	12.9	12.87	12.91	12.97	13.55	16.88	13.37
9/12/2019 17:00	12.9	12.86	12.91	13.02	13.55	16.91	13.28
9/12/2019 17:15	12.9	12.87	12.89	12.99	13.55	16.89	13.27
9/12/2019 17:30	12.89	12.85	12.84	13.07	13.52	16.85	13.31
9/12/2019 17:45	12.89	12.84	12.8	12.91	13.45	16.85	13.26
9/12/2019 18:00	12.88	12.82	12.75	12.88	13.43	16.81	13.18
9/12/2019 18:15	12.87	12.8	12.76	12.83	13.42	16.79	13.14
9/12/2019 18:30	12.86	12.81	12.76	12.88	13.4	16.81	13.11
9/12/2019 18:45	12.86	12.82	12.79	12.9	13.39	16.84	13.12
9/12/2019 19:00	12.87	12.84	12.77	12.89	13.37	16.59	13.12
9/12/2019 19:15	12.89	12.84	12.74	12.89	13.38	16.46	13.11
9/12/2019 19:30	12.89	12.82	12.78	12.89	13.39	16.49	13.11
9/12/2019 19:45	12.89	12.83	12.86	12.89	13.36	16.52	13.1
9/12/2019 20:00	12.88	12.84	12.88	12.9	13.32	16.54	13.1
9/12/2019 20:15	12.87	12.84	12.88	12.91	13.33	16.61	13.1
9/12/2019 20:30	12.85	12.83	12.89	12.97	13.34	16.63	13.11
9/12/2019 20:45	12.85	12.82	12.88	13.01	13.33	16.62	13.13
9/12/2019 21:00	12.84	12.82	12.88	13.02	13.33	16.54	13.14
9/12/2019 21:15	12.84	12.82	12.82	13	13.32	16.52	13.14

Date Time	K-Plant						
	K-Plant Intake #1 °C	K-Plant Intake #2 °C	EMD Plant Intake °C	Cat Plant Intake °C	Discharge °C	EMD Plant Discharge °C	Cat Plant Discharge °C
9/12/2019 21:30	12.84	12.81	12.83	13.05	13.32	16.58	13.14
9/12/2019 21:45	12.84	12.8	12.84	13.02	13.32	16.62	13.13
9/12/2019 22:00	12.84	12.8	12.86	13.02	13.3	16.61	13.13
9/12/2019 22:15	12.83	12.79	12.85	12.97	13.27	15.41	13.12
9/12/2019 22:30	12.82	12.78	12.85	12.99	13.25	14.89	13.13
9/12/2019 22:45	12.81	12.78	12.84	12.96	13.25	13.6	13.12
9/12/2019 23:00	12.8	12.78	12.81	12.97	13.24	13.01	13.11
9/12/2019 23:15	12.79	12.78	12.83	12.99	13.22	12.94	13.11
9/12/2019 23:30	12.8	12.78	12.81	13.02	13.21	12.92	13.11
9/12/2019 23:45	12.8	12.78	12.81	12.99	13.21	12.92	13.12
9/13/2019 0:00	12.8	12.78	12.81	12.94	13.2	12.93	13.11
9/13/2019 0:15	12.81	12.8	12.84	12.97	13.21	12.93	13.1
9/13/2019 0:30	12.81	12.82	12.85	13.03	13.23	12.94	13.1
9/13/2019 0:45	12.85	12.82	12.79	12.91	13.23	12.92	13.09
9/13/2019 1:00	12.85	12.82	12.85	12.94	13.22	12.95	13.09
9/13/2019 1:15	12.89	12.82	12.84	13.08	13.2	12.94	13.11
9/13/2019 1:30	12.87	12.82	12.8	13.07	13.19	12.93	13.15
9/13/2019 1:45	12.85	12.81	12.8	13.01	13.19	12.92	13.15
9/13/2019 2:00	12.86	12.8	12.79	12.99	13.17	12.92	13.14
9/13/2019 2:15	12.85	12.79	12.8	12.96	13.17	12.92	13.13
9/13/2019 2:30	12.87	12.78	12.8	12.97	13.16	12.92	13.11
9/13/2019 2:45	12.88	12.78	12.79	12.94	13.15	12.92	13.11
9/13/2019 3:00	12.79	12.78	12.8	12.96	13.14	12.92	13.1
9/13/2019 3:15	12.81	12.78	12.79	12.99	13.13	12.9	13.11
9/13/2019 3:30	12.84	12.77	12.87	12.98	13.13	12.93	13.13
9/13/2019 3:45	12.85	12.77	12.83	12.99	13.12	12.91	13.13
9/13/2019 4:00	12.93	12.77	12.85	12.98	13.11	12.92	13.13
9/13/2019 4:15	12.93	12.78	12.84	12.99	13.1	12.92	13.13
9/13/2019 4:30	12.93	12.81	12.84	12.97	13.09	12.92	13.13
9/13/2019 4:45	12.93	12.83	12.87	12.94	13.09	12.93	13.12
9/13/2019 5:00	12.92	12.84	12.81	12.95	13.08	12.92	13.11
9/13/2019 5:15	12.93	12.85	12.84	12.94	13.07	12.91	13.11
9/13/2019 5:30	12.92	12.85	12.85	12.93	13.06	12.94	13.1
9/13/2019 5:45	12.92	12.86	12.87	12.93	13.06	12.94	13.1
9/13/2019 6:00	12.91	12.87	12.87	12.93	13.05	12.97	13.1
9/13/2019 6:15	12.9	12.86	12.91	12.93	13.05	12.96	13.09
9/13/2019 6:30	12.9	12.89	12.89	12.92	13.05	12.97	13.09
9/13/2019 6:45	12.9	12.88	12.87	12.92	13.04	12.97	13.09
9/13/2019 7:00	12.9	12.88	12.89	12.91	13.03	13.71	13.08
9/13/2019 7:15	12.89	12.88	12.89	12.91	13.03	16.19	13.08
9/13/2019 7:30	12.88	12.87	12.88	12.9	13.02	16.79	13.08
9/13/2019 7:45	12.87	12.87	12.88	12.9	13.02	16.81	13.08
9/13/2019 8:00	12.87	12.88	12.9	12.9	13.02	17.17	13.08
9/13/2019 8:15	12.88	12.87	12.87	12.9	13.02	16.88	13.08

Date Time	K-Plant						
	K-Plant Intake #1 °C	K-Plant Intake #2 °C	EMD Plant Intake °C	Cat Plant Intake °C	K-Plant Discharge °C	EMD Plant Discharge °C	Cat Plant Discharge °C
9/13/2019 8:30	12.88	12.87	12.91	12.9	13.02	16.76	13.09
9/13/2019 8:45	12.89	12.87	12.88	12.9	13.03	16.79	13.09
9/13/2019 9:00	12.9	12.88	12.9	12.89	13.03	16.78	13.09
9/13/2019 9:15	12.9	12.89	12.89	12.9	13.03	16.8	13.09
9/13/2019 9:30	12.9	12.88	12.88	12.9	13.03	16.79	13.09
9/13/2019 9:45	12.89	12.88	12.86	12.91	13.04	16.78	13.1
9/13/2019 10:00	12.89	12.88	12.87	12.9	13.04	16.8	13.1
9/13/2019 10:15	12.9	12.87	12.87	12.92	13.06	16.81	13.11
9/13/2019 10:30	12.9	12.88	12.87	12.93	13.08	17.1	13.11
9/13/2019 10:45	12.89	12.87	12.87	12.94	13.1	17.11	13.12
9/13/2019 11:00	12.9	12.86	12.85	12.94	13.12	17.09	13.13
9/13/2019 11:15	12.91	12.86	12.88	12.94	13.14	17.15	13.14
9/13/2019 11:30	12.95	12.86	12.89	12.98	13.16	17.17	13.14
9/13/2019 11:45	12.96	12.86	12.87	12.99	13.17	17.04	13.16
9/13/2019 12:00	12.99	12.93	12.88	12.99	13.19	17.14	13.18
9/13/2019 12:15	12.99	12.91	12.89	13.05	13.22	17.12	13.18
9/13/2019 12:30	12.92	12.86	12.86	13.1	13.24	17.14	13.22
9/13/2019 12:45	12.88	12.85	12.86	13.02	13.23	17.13	13.25
9/13/2019 13:00	12.87	12.85	12.86	13.02	13.21	17.15	13.23
9/13/2019 13:15	12.86	12.85	12.87	13.09	13.21	17.06	13.23
9/13/2019 13:30	12.87	12.86	12.88	13.15	13.24	17.12	13.25
9/13/2019 13:45	12.89	12.86	12.85	13.24	13.27	17.14	13.28
9/13/2019 14:00	12.92	12.86	12.85	13.29	13.3	17.09	13.3
9/13/2019 14:15	12.9	12.86	12.89	13.21	13.31	17.06	13.35
9/13/2019 14:30	12.88	12.85	12.9	13.21	13.32	17.16	13.37
9/13/2019 14:45	12.87	12.85	12.89	13.22	13.33	17.18	13.37
9/13/2019 15:00	12.87	12.85	12.88	13.22	13.35	17.13	13.37
9/13/2019 15:15	12.88	12.86	12.89	13.24	13.37	17.06	13.38
9/13/2019 15:30	12.88	12.86	12.88	13.22	13.4	17.14	13.38
9/13/2019 15:45	12.88	12.87	12.89	13.26	13.42	17.21	13.35
9/13/2019 16:00	12.88	12.87	12.91	13.13	13.39	17.2	13.35
9/13/2019 16:15	12.88	12.87	12.91	12.91	13.4	17.1	13.25
9/13/2019 16:30	12.88	12.87	12.91	12.89	13.39	17.17	13.2
9/13/2019 16:45	12.88	12.87	12.91	12.89	13.42	17.18	13.17
9/13/2019 17:00	12.88	12.87	12.91	12.91	13.44	17.19	13.16
9/13/2019 17:15	12.88	12.87	12.9	12.91	13.44	17.08	13.15
9/13/2019 17:30	12.88	12.87	12.9	12.93	13.44	17.09	13.14
9/13/2019 17:45	12.88	12.85	12.91	12.93	13.41	17.18	13.15
9/13/2019 18:00	12.88	12.85	12.9	12.91	13.42	17.18	13.14
9/13/2019 18:15	12.88	12.85	12.87	12.92	13.42	17.11	13.13
9/13/2019 18:30	12.88	12.85	12.86	12.99	13.41	17.11	13.14
9/13/2019 18:45	12.89	12.87	12.92	13.01	13.42	16.91	13.17
9/13/2019 19:00	12.89	12.87	12.92	13.05	13.44	16.48	13.2
9/13/2019 19:15	12.89	12.88	12.89	13.07	13.41	16.48	13.21

Date Time	K-Plant						
	K-Plant Intake #1 °C	K-Plant Intake #2 °C	EMD Plant Intake °C	Cat Plant Intake °C	K-Plant Discharge °C	EMD Plant Discharge °C	Cat Plant Discharge °C
9/13/2019 19:30	12.89	12.88	12.91	13.06	13.4	16.48	13.23
9/13/2019 19:45	12.9	12.89	12.9	13.06	13.38	16.39	13.23
9/13/2019 20:00	12.9	12.9	12.91	13.21	13.38	16.43	13.24
9/13/2019 20:15	12.9	12.9	12.92	13.22	13.39	16.48	13.27
9/13/2019 20:30	12.9	12.89	12.92	13.24	13.41	16.48	13.3
9/13/2019 20:45	12.9	12.89	12.95	13.23	13.43	16.46	13.31
9/13/2019 21:00	12.91	12.88	12.95	13.26	13.43	16.43	13.33
9/13/2019 21:15	12.91	12.89	12.92	13.07	13.42	16.61	13.33
9/13/2019 21:30	12.91	12.89	12.94	13.06	13.39	16.59	13.27
9/13/2019 21:45	12.91	12.89	12.94	12.94	13.38	16.61	13.25
9/13/2019 22:00	12.9	12.89	12.95	13.02	13.36	16.01	13.22
9/13/2019 22:15	12.91	12.89	12.94	13.03	13.34	13.53	13.24
9/13/2019 22:30	12.91	12.89	12.94	13.22	13.35	13.05	13.28
9/13/2019 22:45	12.9	12.89	12.95	13.17	13.37	13.04	13.27
9/13/2019 23:00	12.9	12.89	12.94	13.22	13.38	13.04	13.28
9/13/2019 23:15	12.9	12.88	12.94	13.17	13.37	13.04	13.28
9/13/2019 23:30	12.9	12.87	12.87	13.11	13.36	13.01	13.26
9/13/2019 23:45	12.88	12.86	12.89	13.11	13.34	12.99	13.23
9/14/2019 0:00	12.87	12.85	12.88	13.08	13.32	12.99	13.21
9/14/2019 0:15	12.89	12.84	12.88	13.09	13.3	12.99	13.18
9/14/2019 0:30	12.9	12.85	12.88	13.07	13.29	12.99	13.16
9/14/2019 0:45	12.88	12.84	12.91	13.08	13.28	13.01	13.15
9/14/2019 1:00	12.87	12.83	12.91	13.06	13.26	13.01	13.16
9/14/2019 1:15	12.88	12.83	12.92	13.05	13.25	13.02	13.17
9/14/2019 1:30	12.88	12.83	12.92	13.04	13.25	13.02	13.16
9/14/2019 1:45	12.88	12.83	12.88	13	13.24	12.99	13.15
9/14/2019 2:00	12.88	12.85	12.87	12.98	13.23	12.98	13.14
9/14/2019 2:15	12.88	12.86	12.87	12.99	13.21	12.97	13.14
9/14/2019 2:30	12.88	12.86	12.86	12.99	13.2	12.97	13.13
9/14/2019 2:45	12.88	12.86	12.86	12.96	13.19	12.97	13.13
9/14/2019 3:00	12.88	12.87	12.87	12.96	13.19	12.98	13.12
9/14/2019 3:15	12.88	12.87	12.9	12.94	13.19	12.98	13.12
9/14/2019 3:30	12.89	12.88	12.89	12.94	13.18	12.98	13.11
9/14/2019 3:45	12.9	12.88	12.91	12.95	13.19	12.98	13.11
9/14/2019 4:00	12.92	12.88	12.9	12.94	13.2	12.99	13.11
9/14/2019 4:15	12.9	12.88	12.91	12.95	13.2	12.98	13.11
9/14/2019 4:30	12.91	12.88	12.89	12.94	13.19	12.99	13.11
9/14/2019 4:45	12.91	12.88	12.91	12.94	13.18	12.99	13.11
9/14/2019 5:00	12.91	12.88	12.92	12.95	13.17	12.98	13.11
9/14/2019 5:15	12.92	12.88	12.93	12.97	13.16	12.99	13.12
9/14/2019 5:30	12.91	12.89	12.88	12.97	13.15	12.98	13.12
9/14/2019 5:45	12.91	12.89	12.87	12.96	13.14	12.99	13.12
9/14/2019 6:00	12.91	12.89	12.89	12.97	13.14	12.97	13.12
9/14/2019 6:15	12.91	12.89	12.9	12.96	13.14	12.98	13.13

Date Time	K-Plant						
	K-Plant Intake #1 °C	K-Plant Intake #2 °C	EMD Plant Intake °C	Cat Plant Intake °C	Discharge °C	EMD Plant Discharge °C	Cat Plant Discharge °C
9/14/2019 6:30	12.9	12.89	12.9	12.96	13.14	12.99	13.12
9/14/2019 6:45	12.9	12.88	12.92	12.95	13.14	12.99	13.12
9/14/2019 7:00	12.91	12.89	12.93	12.95	13.14	13	13.11
9/14/2019 7:15	12.91	12.89	12.93	12.95	13.14	13	13.11
9/14/2019 7:30	12.9	12.89	12.95	12.92	13.14	14.96	13.11
9/14/2019 7:45	12.9	12.89	12.96	12.93	13.13	16.31	13.1
9/14/2019 8:00	12.91	12.89	12.95	12.93	13.12	16.96	13.1
9/14/2019 8:15	12.91	12.89	12.95	12.92	13.12	17.03	13.1
9/14/2019 8:30	12.92	12.9	12.94	12.92	13.11	17.04	13.1
9/14/2019 8:45	12.93	12.91	12.94	12.93	13.11	17.05	13.1
9/14/2019 9:00	12.93	12.91	12.96	12.93	13.1	17.08	13.11
9/14/2019 9:15	12.92	12.91	12.95	12.93	13.1	17.07	13.12
9/14/2019 9:30	12.95	12.92	12.95	12.95	13.1	17.09	13.12
9/14/2019 9:45	12.95	12.92	12.96	12.95	13.1	17.1	13.13
9/14/2019 10:00	12.96	12.94	12.94	12.96	13.1	17.13	13.13
9/14/2019 10:15	12.96	12.94	12.96	12.96	13.1	17.07	13.14
9/14/2019 10:30	12.96	12.94	12.95	12.97	13.1	17.1	13.14
9/14/2019 10:45	12.95	12.93	12.96	12.98	13.1	17.1	13.15
9/14/2019 11:00	12.95	12.94	12.97	12.99	13.1	17.12	13.16
9/14/2019 11:15	12.95	12.93	12.97	12.99	13.1	17.11	13.17
9/14/2019 11:30	12.96	12.93	12.97	13.01	13.11	17.12	13.18
9/14/2019 11:45	12.97	12.94	12.96	12.99	13.12	17.11	13.18
9/14/2019 12:00	12.97	12.94	12.99	13	13.13	17.09	13.18
9/14/2019 12:15	12.97	12.95	12.97	12.99	13.13	17.06	13.19
9/14/2019 12:30	12.98	12.95	12.96	12.99	13.14	17.07	13.18
9/14/2019 12:45	12.99	12.95	13	12.99	13.15	17.1	13.18
9/14/2019 13:00	13	12.95	13	12.99	13.15	17.13	13.18
9/14/2019 13:15	12.99	12.94	12.97	13	13.16	17.14	13.19
9/14/2019 13:30	12.99	12.94	12.99	12.99	13.16	17.08	13.19
9/14/2019 13:45	12.99	12.95	13.01	12.99	13.18	17.08	13.19
9/14/2019 14:00	12.98	12.95	13.01	13	13.19	17.09	13.19
9/14/2019 14:15	12.96	12.95	12.99	13	13.2	17.14	13.19
9/14/2019 14:30	12.96	12.95	13	13	13.2	17.11	13.19
9/14/2019 14:45	12.97	12.95	13.01	13	13.2	16.98	13.19
9/14/2019 15:00	12.95	12.95	13.01	13	13.2	17.1	13.2
9/14/2019 15:15	12.96	12.95	13.01	13	13.2	17.09	13.2
9/14/2019 15:30	12.98	12.96	13.01	13.02	13.19	17.13	13.2
9/14/2019 15:45	12.99	12.97	13.01	13.05	13.21	17.14	13.22
9/14/2019 16:00	12.99	12.98	13.03	13.09	13.23	17.14	13.24
9/14/2019 16:15	13	12.98	13.02	13.16	13.25	17.05	13.27
9/14/2019 16:30	13	12.98	13.04	13.1	13.27	17.05	13.28
9/14/2019 16:45	13	12.98	13.03	13.04	13.28	17.13	13.27
9/14/2019 17:00	13	12.98	13.03	13.03	13.28	17.15	13.26
9/14/2019 17:15	13	12.98	13.03	13.03	13.28	17.08	13.25

Date Time	K-Plant						
	K-Plant Intake #1 °C	K-Plant Intake #2 °C	EMD Plant Intake °C	Cat Plant Intake °C	K-Plant Discharge °C	EMD Plant Discharge °C	Cat Plant Discharge °C
9/14/2019 17:30	13	12.99	13.04	13.03	13.28	17.07	13.24
9/14/2019 17:45	13	13	13.04	13.03	13.28	17.15	13.24
9/14/2019 18:00	13.01	13	13.04	13.04	13.28	17.16	13.25
9/14/2019 18:15	13.01	13	13.05	13.04	13.28	17.17	13.25
9/14/2019 18:30	13.02	13.01	13.06	13.07	13.28	17.09	13.25
9/14/2019 18:45	13.02	13.01	13.06	13.07	13.28	17.17	13.27
9/14/2019 19:00	13.03	13.01	13.06	13.08	13.28	17.17	13.27
9/14/2019 19:15	13.04	13.02	13.07	13.07	13.29	17.17	13.27
9/14/2019 19:30	13.04	13.03	13.08	13.08	13.3	17.17	13.27
9/14/2019 19:45	13.05	13.03	13.09	13.08	13.3	17.18	13.27
9/14/2019 20:00	13.05	13.04	13.09	13.09	13.31	17.23	13.28
9/14/2019 20:15	13.05	13.04	13.09	13.09	13.31	16.94	13.27
9/14/2019 20:30	13.07	13.04	13.1	13.1	13.31	16.83	13.28
9/14/2019 20:45	13.09	13.05	13.12	13.1	13.31	16.81	13.28
9/14/2019 21:00	13.09	13.06	13.11	13.1	13.31	16.82	13.28
9/14/2019 21:15	13.09	13.06	13.12	13.1	13.32	16.75	13.28
9/14/2019 21:30	13.08	13.06	13.11	13.1	13.31	16.75	13.28
9/14/2019 21:45	13.07	13.06	13.1	13.1	13.31	16.73	13.29
9/14/2019 22:00	13.08	13.06	13.1	13.11	13.3	16.73	13.29
9/14/2019 22:15	13.07	13.06	13.12	13.11	13.3	16.71	13.29
9/14/2019 22:30	13.07	13.06	13.09	13.11	13.3	14.35	13.29
9/14/2019 22:45	13.07	13.06	13.1	13.12	13.3	13.43	13.3
9/14/2019 23:00	13.08	13.06	13.09	13.12	13.3	13.19	13.29
9/14/2019 23:15	13.09	13.07	13.07	13.13	13.29	13.18	13.29
9/14/2019 23:30	13.1	13.07	13.06	13.13	13.29	13.16	13.29
9/14/2019 23:45	13.09	13.07	13.06	13.14	13.28	13.15	13.29
9/15/2019 0:00	13.09	13.07	13.05	13.14	13.28	13.17	13.3
9/15/2019 0:15	13.07	13.06	13.01	13.14	13.27	13.13	13.3
9/15/2019 0:30	13.04	13.04	12.95	13.14	13.27	13.11	13.3
9/15/2019 0:45	13.04	13.01	12.95	13.13	13.24	13.13	13.29
9/15/2019 1:00	13.04	13.01	13.01	13.11	13.23	13.16	13.29
9/15/2019 1:15	13.05	13.02	13.09	13.13	13.24	13.2	13.29
9/15/2019 1:30	13.05	13.02	13.17	13.15	13.24	13.25	13.29
9/15/2019 1:45	13.05	13.02	13.17	13.15	13.24	13.26	13.3
9/15/2019 2:00	13.06	13.02	13.18	13.15	13.24	13.26	13.3
9/15/2019 2:15	13.07	13.03	13.18	13.15	13.25	13.26	13.31
9/15/2019 2:30	13.08	13.04	13.16	13.14	13.26	13.25	13.31
9/15/2019 2:45	13.08	13.05	13.13	13.13	13.26	13.23	13.3
9/15/2019 3:00	13.06	13.04	13.12	13.12	13.26	13.22	13.29
9/15/2019 3:15	13.07	13.03	13.1	13.13	13.25	13.19	13.28
9/15/2019 3:30	13.07	13.02	13.05	13.13	13.24	13.17	13.28
9/15/2019 3:45	13.06	13.05	13.04	13.11	13.23	13.18	13.28
9/15/2019 4:00	13.06	13.04	13.05	13.1	13.23	13.16	13.27
9/15/2019 4:15	13.07	13.04	13.08	13.09	13.22	13.18	13.26



Date Time	K-Plant						
	K-Plant Intake #1 °C	K-Plant Intake #2 °C	EMD Plant Intake °C	Cat Plant Intake °C	Discharge °C	EMD Plant Discharge °C	Cat Plant Discharge °C
9/15/2019 4:30	13.07	13.05	13.02	13.1	13.22	13.18	13.26
9/15/2019 4:45	13.06	13.05	13.07	13.1	13.22	13.19	13.26
9/15/2019 5:00	13.06	13.05	13.11	13.09	13.21	13.2	13.26
9/15/2019 5:15	13.06	13.04	13.13	13.09	13.22	13.21	13.26
9/15/2019 5:30	13.06	13.04	13.09	13.09	13.21	13.2	13.25
9/15/2019 5:45	13.05	13.03	13.12	13.09	13.21	13.2	13.25
9/15/2019 6:00	13.06	13.04	13.12	13.09	13.21	13.2	13.25
9/15/2019 6:15	13.06	13.04	13.12	13.09	13.21	13.2	13.25
9/15/2019 6:30	13.07	13.05	13.13	13.09	13.2	13.21	13.24
9/15/2019 6:45	13.07	13.05	13.12	13.09	13.2	13.2	13.25
9/15/2019 7:00	13.06	13.04	13.13	13.09	13.2	13.2	13.25
9/15/2019 7:15	13.05	13.04	13.13	13.09	13.2	13.2	13.25
9/15/2019 7:30	13.05	13.03	13.12	13.09	13.2	13.2	13.25
9/15/2019 7:45	13.06	13.03	13.1	13.08	13.2	13.18	13.25
9/15/2019 8:00	13.04	13.02	13.1	13.08	13.19	13.17	13.24
9/15/2019 8:15	13.03	13.02	13.02	13.06	13.18	14.62	13.24
9/15/2019 8:30	13.02	13.01	13.02	13.03	13.18	16.43	13.21
9/15/2019 8:45	13.01	13	13.03	13.02	13.17	17.08	13.2
9/15/2019 9:00	13	13	13.02	13.02	13.16	17.1	13.2
9/15/2019 9:15	13.01	12.99	13	13.01	13.15	17.13	13.2
9/15/2019 9:30	13.01	12.99	12.95	13	13.15	17.12	13.2
9/15/2019 9:45	13.01	12.99	12.98	12.99	13.13	17.14	13.2
9/15/2019 10:00	13.01	12.99	13.01	13	13.13	17.13	13.19
9/15/2019 10:15	13.01	12.99	13.01	13	13.13	17.13	13.19
9/15/2019 10:30	13.01	12.99	13.01	13.01	13.13	17.15	13.19
9/15/2019 10:45	13	12.99	13	13	13.13	17.14	13.19
9/15/2019 11:00	12.99	12.98	13	13	13.13	17.13	13.19
9/15/2019 11:15	12.99	12.98	13	12.99	13.14	17.16	13.19
9/15/2019 11:30	12.98	12.98	12.99	12.99	13.14	17.09	13.19
9/15/2019 11:45	12.98	12.97	12.98	12.99	13.13	17.12	13.19
9/15/2019 12:00	12.98	12.97	12.98	12.98	13.14	17.13	13.18
9/15/2019 12:15	12.97	12.97	12.99	12.97	13.13	17.07	13.18
9/15/2019 12:30	12.97	12.97	12.99	12.96	13.12	17.06	13.17
9/15/2019 12:45	12.97	12.96	12.98	12.96	13.12	17.15	13.16
9/15/2019 13:00	12.96	12.96	12.98	12.96	13.12	17.11	13.16
9/15/2019 13:15	12.96	12.96	12.97	12.96	13.12	17.08	13.16
9/15/2019 13:30	12.97	12.96	12.96	12.97	13.12	17.12	13.16
9/15/2019 13:45	12.96	12.96	12.96	12.97	13.11	17.15	13.16
9/15/2019 14:00	12.96	12.96	12.96	12.97	13.11	17.05	13.17
9/15/2019 14:15	12.96	12.96	12.96	12.99	13.1	17.07	13.17
9/15/2019 14:30	12.97	12.96	12.95	12.98	13.11	17.12	13.17
9/15/2019 14:45	12.98	12.96	12.96	12.98	13.12	17.08	13.17
9/15/2019 15:00	12.98	12.97	12.96	12.98	13.13	17.08	13.17
9/15/2019 15:15	12.99	12.97	12.95	12.97	13.14	17.12	13.17

Date Time	K-Plant						
	K-Plant Intake #1 °C	K-Plant Intake #2 °C	EMD Plant Intake °C	Cat Plant Intake °C	K-Plant Discharge °C	EMD Plant Discharge °C	Cat Plant Discharge °C
9/15/2019 15:30	12.99	12.98	12.95	12.98	13.14	17.14	13.17
9/15/2019 15:45	12.99	12.98	12.96	12.97	13.15	17.04	13.17
9/15/2019 16:00	12.98	12.97	12.95	12.98	13.15	17.07	13.17
9/15/2019 16:15	12.98	12.97	12.95	12.97	13.15	17.14	13.17
9/15/2019 16:30	12.97	12.97	12.95	12.97	13.15	17.06	13.17
9/15/2019 16:45	12.98	12.96	12.95	12.97	13.15	17.12	13.17
9/15/2019 17:00	12.97	12.96	12.95	12.97	13.14	17.13	13.16
9/15/2019 17:15	12.97	12.96	12.96	12.97	13.13	17.07	13.16
9/15/2019 17:30	12.97	12.96	12.95	12.98	13.13	17.01	13.16
9/15/2019 17:45	12.97	12.96	12.94	13	13.13	17.11	13.16
9/15/2019 18:00	12.98	12.96	12.94	12.98	13.12	17.15	13.16
9/15/2019 18:15	12.97	12.95	12.94	13.01	13.12	17.09	13.17
9/15/2019 18:30	12.97	12.95	12.95	13.01	13.12	17.13	13.18
9/15/2019 18:45	12.97	12.95	12.95	13.01	13.11	17.16	13.19
9/15/2019 19:00	12.98	12.96	12.94	13.01	13.11	17.11	13.19
9/15/2019 19:15	12.98	12.96	12.95	13.01	13.11	17.16	13.19
9/15/2019 19:30	12.97	12.94	12.96	13	13.1	17.2	13.19
9/15/2019 19:45	12.97	12.94	12.96	12.99	13.1	17.2	13.18
9/15/2019 20:00	12.97	12.94	12.98	12.99	13.09	17.18	13.18
9/15/2019 20:15	12.97	12.93	12.97	12.99	13.1	17.19	13.18
9/15/2019 20:30	12.97	12.93	12.97	12.98	13.1	17.17	13.17
9/15/2019 20:45	12.97	12.94	12.95	12.98	13.1	17.17	13.17
9/15/2019 21:00	12.96	12.95	12.96	12.97	13.09	17.16	13.16
9/15/2019 21:15	12.95	12.95	12.96	12.96	13.09	17.17	13.16
9/15/2019 21:30	12.95	12.96	12.95	12.97	13.08	16.56	13.15
9/15/2019 21:45	12.94	12.95	12.94	12.95	13.07	15.57	13.15
9/15/2019 22:00	12.94	12.94	12.94	12.95	13.06	15	13.14
9/15/2019 22:15	12.94	12.93	12.94	12.95	13.05	13.53	13.13
9/15/2019 22:30	12.93	12.93	12.94	12.95	13.05	13.05	13.13
9/15/2019 22:45	12.93	12.93	12.93	12.94	13.05	13.04	13.12
9/15/2019 23:00	12.92	12.92	12.92	12.94	13.04	13.03	13.11
9/15/2019 23:15	12.91	12.93	12.91	12.93	13.04	13.01	13.11
9/15/2019 23:30	12.91	12.92	12.91	12.93	13.03	13.03	13.1
9/15/2019 23:45	12.91	12.91	12.91	12.93	13.02	13.01	13.1
9/16/2019 0:00	12.9	12.91	12.92	12.91	13.02	13.02	13.09
9/16/2019 0:15	12.89	12.91	12.92	12.9	13.01	13.01	13.08
9/16/2019 0:30	12.89	12.9	12.9	12.9	13.01	12.99	13.07
9/16/2019 0:45	12.88	12.9	12.92	12.9	13	13.01	13.06
9/16/2019 1:00	12.88	12.89	12.92	12.89	12.99	13	13.06
9/16/2019 1:15	12.88	12.88	12.86	12.88	12.99	12.97	13.05
9/16/2019 1:30	12.87	12.88	12.88	12.88	12.99	12.97	13.05
9/16/2019 1:45	12.86	12.87	12.89	12.88	12.98	12.98	13.04
9/16/2019 2:00	12.86	12.87	12.89	12.87	12.98	12.97	13.04
9/16/2019 2:15	12.86	12.87	12.91	12.86	12.98	12.99	13.04

Date Time	K-Plant						
	K-Plant Intake #1 °C	K-Plant Intake #2 °C	EMD Plant Intake °C	Cat Plant Intake °C	K-Plant Discharge °C	EMD Plant Discharge °C	Cat Plant Discharge °C
9/16/2019 2:30	12.85	12.87	12.89	12.86	12.97	12.98	13.03
9/16/2019 2:45	12.84	12.86	12.88	12.85	12.97	12.96	13.02
9/16/2019 3:00	12.83	12.86	12.89	12.84	12.97	12.96	13.02
9/16/2019 3:15	12.83	12.85	12.88	12.85	12.96	12.96	13.02
9/16/2019 3:30	12.83	12.85	12.88	12.84	12.96	12.95	13.01
9/16/2019 3:45	12.82	12.84	12.88	12.83	12.95	12.95	13
9/16/2019 4:00	12.82	12.84	12.87	12.83	12.95	12.94	12.99
9/16/2019 4:15	12.81	12.83	12.86	12.82	12.94	12.93	12.99
9/16/2019 4:30	12.81	12.83	12.87	12.81	12.94	12.93	12.99
9/16/2019 4:45	12.81	12.82	12.85	12.81	12.93	12.92	12.98
9/16/2019 5:00	12.81	12.81	12.85	12.81	12.93	12.92	12.98
9/16/2019 5:15	12.8	12.81	12.85	12.8	12.92	12.92	12.97
9/16/2019 5:30	12.8	12.8	12.85	12.8	12.92	12.92	12.97
9/16/2019 5:45	12.81	12.8	12.84	12.8	12.92	12.91	12.97
9/16/2019 6:00	12.8	12.8	12.84	12.79	12.91	12.9	12.96
9/16/2019 6:15	12.8	12.8	12.83	12.79	12.91	12.9	12.96
9/16/2019 6:30	12.79	12.8	12.83	12.79	12.9	12.9	12.95
9/16/2019 6:45	12.79	12.79	12.82	12.78	12.9	13.7	12.94
9/16/2019 7:00	12.79	12.79	12.82	12.77	12.89	15.07	12.95
9/16/2019 7:15	12.78	12.78	12.82	12.77	12.89	15.32	12.94
9/16/2019 7:30	12.78	12.78	12.81	12.77	12.88	15.96	12.94
9/16/2019 7:45	12.78	12.78	12.81	12.76	12.88	16.72	12.94
9/16/2019 8:00	12.77	12.78	12.8	12.75	12.88	16.73	12.94
9/16/2019 8:15	12.77	12.77	12.8	12.75	12.88	16.75	12.94
9/16/2019 8:30	12.77	12.77	12.79	12.74	12.87	16.75	12.94
9/16/2019 8:45	12.76	12.77	12.8	12.74	12.87	16.75	12.93
9/16/2019 9:00	12.76	12.76	12.79	12.73	12.87	16.75	12.93
9/16/2019 9:15	12.75	12.75	12.77	12.73	12.87	16.75	12.93
9/16/2019 9:30	12.75	12.75	12.77	12.73	12.86	16.76	12.92
9/16/2019 9:45	12.74	12.75	12.76	12.73	12.86	16.77	12.92
9/16/2019 10:00	12.74	12.74	12.76	12.73	12.86	16.77	12.92
9/16/2019 10:15	12.74	12.74	12.75	12.73	12.86	16.75	12.92
9/16/2019 10:30	12.74	12.74	12.74	12.73	12.85	16.74	12.92
9/16/2019 10:45	12.74	12.74	12.74	12.72	12.85	16.75	12.93
9/16/2019 11:00	12.74	12.73	12.74	12.72	12.85	16.74	12.92
9/16/2019 11:15	12.73	12.72	12.75	12.72	12.85	16.76	12.91
9/16/2019 11:30	12.73	12.72	12.73	12.72	12.85	16.77	12.91
9/16/2019 11:45	12.72	12.72	12.74	12.72	12.85	16.75	12.91
9/16/2019 12:00	12.72	12.72	12.74	12.71	12.85	16.78	12.9
9/16/2019 12:15	12.72	12.72	12.71	12.71	12.85	16.78	12.9
9/16/2019 12:30	12.71	12.72	12.71	12.72	12.85	16.73	12.91
9/16/2019 12:45	12.72	12.71	12.69	12.72	12.85	16.7	12.92
9/16/2019 13:00	12.71	12.71	12.7	12.71	12.85	16.73	12.92
9/16/2019 13:15	12.72	12.71	12.7	12.72	12.86	16.74	12.92

Date Time	K-Plant						
	K-Plant Intake #1 °C	K-Plant Intake #2 °C	EMD Plant Intake °C	Cat Plant Intake °C	K-Plant Discharge °C	EMD Plant Discharge °C	Cat Plant Discharge °C
9/16/2019 13:30	12.72	12.7	12.68	12.72	12.86	16.73	12.92
9/16/2019 13:45	12.73	12.69	12.63	12.72	12.87	16.72	12.92
9/16/2019 14:00	12.74	12.7	12.65	12.72	12.88	16.7	12.91
9/16/2019 14:15	12.74	12.7	12.61	12.71	12.88	15.94	12.91
9/16/2019 14:30	12.74	12.69	12.57	12.72	12.88	15.18	12.9
9/16/2019 14:45	12.73	12.69	12.58	12.71	12.88	15.23	12.91
9/16/2019 15:00	12.72	12.68	12.65	12.7	12.88	15.69	12.9
9/16/2019 15:15	12.72	12.68	12.61	12.7	12.88	15.7	12.89
9/16/2019 15:30	12.7	12.67	12.61	12.69	12.87	14.67	12.88
9/16/2019 15:45	12.69	12.66	12.56	12.69	12.87	14.34	12.88
9/16/2019 16:00	12.67	12.63	12.63	12.67	12.86	13.14	12.87
9/16/2019 16:15	12.66	12.61	12.68	12.66	12.84	12.76	12.86
9/16/2019 16:30	12.63	12.6	12.65	12.66	12.83	12.74	12.85
9/16/2019 16:45	12.62	12.59	12.63	12.65	12.81	12.72	12.84
9/16/2019 17:00	12.61	12.59	12.59	12.64	12.8	12.71	12.82
9/16/2019 17:15	12.6	12.56	12.61	12.64	12.79	12.7	12.82
9/16/2019 17:30	12.59	12.55	12.6	12.63	12.78	12.69	12.81
9/16/2019 17:45	12.59	12.54	12.59	12.62	12.77	12.68	12.8
9/16/2019 18:00	12.58	12.53	12.6	12.62	12.76	12.68	12.8
9/16/2019 18:15	12.55	12.52	12.56	12.61	12.75	12.67	12.79
9/16/2019 18:30	12.55	12.49	12.59	12.61	12.74	12.68	12.78
9/16/2019 18:45	12.53	12.49	12.55	12.61	12.72	12.67	12.78
9/16/2019 19:00	12.52	12.49	12.59	12.61	12.71	12.66	12.78
9/16/2019 19:15	12.5	12.48	12.59	12.62	12.7	12.66	12.77
9/16/2019 19:30	12.5	12.47	12.59	12.61	12.69	12.66	12.77
9/16/2019 19:45	12.5	12.48	12.59	12.61	12.68	12.66	12.77
9/16/2019 20:00	12.51	12.49	12.58	12.6	12.67	12.65	12.77
9/16/2019 20:15	12.52	12.5	12.56	12.6	12.66	12.65	12.77
9/16/2019 20:30	12.53	12.51	12.54	12.58	12.66	12.61	12.77
9/16/2019 20:45	12.52	12.5	12.54	12.58	12.65	12.62	12.76
9/16/2019 21:00	12.52	12.49	12.49	12.57	12.65	12.6	12.75
9/16/2019 21:15	12.52	12.49	12.5	12.56	12.64	12.61	12.75
9/16/2019 21:30	12.52	12.49	12.48	12.56	12.64	12.6	12.74
9/16/2019 21:45	12.49	12.49	12.52	12.54	12.63	12.6	12.73
9/16/2019 22:00	12.5	12.49	12.5	12.54	12.62	12.58	12.73
9/16/2019 22:15	12.5	12.49	12.48	12.54	12.62	12.57	12.72
9/16/2019 22:30	12.49	12.49	12.5	12.52	12.61	12.58	12.71
9/16/2019 22:45	12.49	12.49	12.48	12.52	12.61	12.57	12.7
9/16/2019 23:00	12.49	12.48	12.48	12.52	12.6	12.56	12.69
9/16/2019 23:15	12.48	12.47	12.5	12.51	12.6	12.56	12.68
9/16/2019 23:30	12.47	12.47	12.5	12.5	12.59	12.56	12.67
9/16/2019 23:45	12.47	12.46	12.49	12.51	12.59	12.56	12.67
9/17/2019 0:00	12.47	12.46	12.49	12.5	12.58	12.56	12.67
9/17/2019 0:15	12.46	12.47	12.49	12.48	12.58	12.55	12.66

Date Time	K-Plant						
	K-Plant Intake #1 °C	K-Plant Intake #2 °C	EMD Plant Intake °C	Cat Plant Intake °C	K-Plant Discharge °C	EMD Plant Discharge °C	Cat Plant Discharge °C
9/17/2019 0:30	12.47	12.46	12.48	12.48	12.57	12.55	12.66
9/17/2019 0:45	12.45	12.45	12.49	12.48	12.57	12.55	12.65
9/17/2019 1:00	12.46	12.46	12.48	12.48	12.57	12.55	12.65
9/17/2019 1:15	12.46	12.45	12.49	12.48	12.57	12.54	12.65
9/17/2019 1:30	12.45	12.45	12.47	12.48	12.57	12.53	12.65
9/17/2019 1:45	12.46	12.46	12.45	12.47	12.56	12.53	12.64
9/17/2019 2:00	12.45	12.45	12.44	12.47	12.56	12.53	12.64
9/17/2019 2:15	12.45	12.45	12.44	12.46	12.56	12.53	12.63
9/17/2019 2:30	12.45	12.45	12.45	12.46	12.55	12.53	12.63
9/17/2019 2:45	12.45	12.45	12.44	12.46	12.55	12.53	12.63
9/17/2019 3:00	12.44	12.45	12.44	12.45	12.55	12.53	12.63
9/17/2019 3:15	12.45	12.45	12.44	12.45	12.55	12.53	12.62
9/17/2019 3:30	12.44	12.45	12.46	12.44	12.55	12.53	12.62
9/17/2019 3:45	12.44	12.44	12.45	12.44	12.55	12.53	12.62
9/17/2019 4:00	12.44	12.44	12.44	12.44	12.54	12.53	12.61
9/17/2019 4:15	12.44	12.44	12.46	12.44	12.54	12.53	12.61
9/17/2019 4:30	12.44	12.44	12.46	12.44	12.54	12.52	12.61
9/17/2019 4:45	12.43	12.43	12.46	12.43	12.54	12.53	12.61
9/17/2019 5:00	12.43	12.43	12.46	12.43	12.54	12.53	12.6
9/17/2019 5:15	12.42	12.43	12.46	12.42	12.54	12.53	12.6
9/17/2019 5:30	12.42	12.43	12.46	12.41	12.54	12.53	12.59
9/17/2019 5:45	12.42	12.43	12.46	12.42	12.53	12.53	12.59
9/17/2019 6:00	12.42	12.42	12.46	12.41	12.53	12.52	12.59
9/17/2019 6:15	12.42	12.42	12.46	12.41	12.53	12.52	12.59
9/17/2019 6:30	12.42	12.42	12.45	12.4	12.53	12.52	12.58
9/17/2019 6:45	12.41	12.42	12.45	12.4	12.52	12.52	12.58
9/17/2019 7:00	12.42	12.41	12.44	12.4	12.52	12.51	12.57
9/17/2019 7:15	12.4	12.41	12.44	12.4	12.52	12.51	12.57
9/17/2019 7:30	12.41	12.41	12.44	12.4	12.52	12.51	12.57
9/17/2019 7:45	12.4	12.41	12.44	12.4	12.51	12.5	12.57
9/17/2019 8:00	12.4	12.4	12.43	12.39	12.51	12.5	12.57
9/17/2019 8:15	12.4	12.4	12.44	12.39	12.51	12.5	12.57
9/17/2019 8:30	12.4	12.4	12.43	12.39	12.51	12.5	12.56
9/17/2019 8:45	12.4	12.4	12.43	12.39	12.51	12.5	12.56
9/17/2019 9:00	12.4	12.4	12.43	12.39	12.51	12.5	12.56
9/17/2019 9:15	12.39	12.4	12.43	12.39	12.51	12.5	12.56
9/17/2019 9:30	12.39	12.39	12.43	12.39	12.51	12.5	12.55
9/17/2019 9:45	12.39	12.4	12.43	12.38	12.51	12.5	12.56
9/17/2019 10:00	12.39	12.4	12.43	12.38	12.51	12.49	12.56
9/17/2019 10:15	12.4	12.4	12.43	12.38	12.5	12.5	12.55
9/17/2019 10:30	12.4	12.4	12.43	12.38	12.5	12.5	12.55
9/17/2019 10:45	12.4	12.4	12.43	12.38	12.5	12.5	12.55
9/17/2019 11:00	12.4	12.4	12.43	12.38	12.5	12.5	12.58
9/17/2019 11:15	12.39	12.4	12.42	12.38	12.5	12.49	12.54

Date Time	K-Plant						
	K-Plant Intake #1 °C	K-Plant Intake #2 °C	EMD Plant Intake °C	Cat Plant Intake °C	Discharge °C	EMD Plant Discharge °C	Cat Plant Discharge °C
9/17/2019 11:30	12.39	12.39	12.43	12.38	12.5	12.49	12.54
9/17/2019 11:45	12.39	12.39	12.43	12.37	12.5	12.5	12.53
9/17/2019 12:00	12.39	12.39	12.43	12.38	12.5	12.5	12.53
9/17/2019 12:15	12.39	12.39	12.43	12.37	12.49	12.49	12.53
9/17/2019 12:30	12.39	12.39	12.43	12.37	12.49	12.49	12.53
9/17/2019 12:45	12.39	12.39	12.43	12.37	12.49	12.49	12.53
9/17/2019 13:00	12.39	12.39	12.43	12.38	12.49	12.49	12.53
9/17/2019 13:15	12.39	12.39	12.43	12.38	12.49	12.49	12.53
9/17/2019 13:30	12.39	12.39	12.43	12.39	12.5	12.5	12.53
9/17/2019 13:45	12.39	12.39	12.43	12.38	12.5	12.5	12.53
9/17/2019 14:00	12.39	12.39	12.43	12.38	12.5	12.49	12.53
9/17/2019 14:15	12.39	12.39	12.43	12.38	12.5	12.5	12.53
9/17/2019 14:30	12.39	12.4	12.43	12.39	12.5	12.5	12.53
9/17/2019 14:45	12.39	12.4	12.43	12.38	12.5	12.5	12.53
9/17/2019 15:00	12.4	12.4	12.43	12.38	12.5	12.5	12.54
9/17/2019 15:15	12.4	12.4	12.43	12.39	12.5	12.5	12.54
9/17/2019 15:30	12.4	12.4	12.43	12.39	12.5	12.5	12.54
9/17/2019 15:45	12.4	12.4	12.44	12.39	12.5	12.5	12.54
9/17/2019 16:00	12.4	12.4	12.43	12.39	12.5	12.5	12.54
9/17/2019 16:15	12.4	12.39	12.43	12.38	12.5	12.5	12.54
9/17/2019 16:30	12.39	12.39	12.43	12.38	12.5	12.49	12.54
9/17/2019 16:45	12.38	12.38	12.42	12.37	12.49	12.49	12.54
9/17/2019 17:00	12.37	12.37	12.42	12.37	12.48	12.49	12.53
9/17/2019 17:15	12.37	12.37	12.42	12.36	12.48	12.48	12.53
9/17/2019 17:30	12.37	12.37	12.41	12.36	12.48	12.48	12.52
9/17/2019 17:45	12.36	12.36	12.41	12.35	12.47	12.48	12.52
9/17/2019 18:00	12.36	12.36	12.4	12.35	12.46	12.46	12.52
9/17/2019 18:15	12.35	12.35	12.4	12.34	12.46	12.46	12.51
9/17/2019 18:30	12.34	12.34	12.39	12.34	12.45	12.45	12.51
9/17/2019 18:45	12.33	12.34	12.39	12.33	12.45	12.46	12.5
9/17/2019 19:00	12.33	12.34	12.38	12.34	12.44	12.45	12.5
9/17/2019 19:15	12.33	12.33	12.37	12.33	12.43	12.44	12.5
9/17/2019 19:30	12.33	12.33	12.38	12.33	12.42	12.44	12.49
9/17/2019 19:45	12.32	12.33	12.35	12.31	12.41	12.43	12.49
9/17/2019 20:00	12.31	12.32	12.35	12.3	12.41	12.43	12.48
9/17/2019 20:15	12.31	12.32	12.34	12.3	12.4	12.42	12.47
9/17/2019 20:30	12.3	12.3	12.33	12.28	12.4	12.42	12.47
9/17/2019 20:45	12.3	12.31	12.33	12.27	12.39	12.42	12.46
9/17/2019 21:00	12.3	12.31	12.32	12.26	12.38	12.41	12.44
9/17/2019 21:15	12.29	12.3	12.31	12.25	12.37	12.4	12.44
9/17/2019 21:30	12.28	12.29	12.31	12.24	12.36	12.4	12.42
9/17/2019 21:45	12.28	12.29	12.3	12.23	12.35	12.39	12.42
9/17/2019 22:00	12.28	12.28	12.29	12.23	12.35	12.39	12.4
9/17/2019 22:15	12.27	12.26	12.28	12.22	12.35	12.38	12.4

Date Time	K-Plant						
	K-Plant Intake #1 °C	K-Plant Intake #2 °C	EMD Plant Intake °C	Cat Plant Intake °C	Discharge °C	EMD Plant Discharge °C	Cat Plant Discharge °C
9/17/2019 22:30	12.26	12.25	12.28	12.22	12.34	12.37	12.39
9/17/2019 22:45	12.25	12.24	12.27	12.21	12.33	12.36	12.39
9/17/2019 23:00	12.24	12.22	12.26	12.2	12.32	12.35	12.38
9/17/2019 23:15	12.21	12.23	12.26	12.19	12.31	12.35	12.37
9/17/2019 23:30	12.21	12.23	12.25	12.18	12.31	12.34	12.36
9/17/2019 23:45	12.21	12.22	12.24	12.17	12.3	12.34	12.35
9/18/2019 0:00	12.2	12.21	12.23	12.15	12.29	12.33	12.34
9/18/2019 0:15	12.19	12.21	12.22	12.14	12.28	12.32	12.33
9/18/2019 0:30	12.19	12.19	12.2	12.13	12.28	12.3	12.32
9/18/2019 0:45	12.17	12.18	12.19	12.13	12.27	12.29	12.3
9/18/2019 1:00	12.17	12.18	12.19	12.12	12.26	12.28	12.3
9/18/2019 1:15	12.16	12.17	12.17	12.09	12.26	12.27	12.3
9/18/2019 1:30	12.15	12.16	12.16	12.09	12.25	12.27	12.28
9/18/2019 1:45	12.14	12.16	12.16	12.08	12.24	12.26	12.27
9/18/2019 2:00	12.12	12.15	12.15	12.07	12.23	12.25	12.25
9/18/2019 2:15	12.11	12.14	12.14	12.06	12.22	12.23	12.24
9/18/2019 2:30	12.12	12.13	12.14	12.06	12.21	12.23	12.24
9/18/2019 2:45	12.09	12.12	12.13	12.05	12.2	12.23	12.23
9/18/2019 3:00	12.08	12.1	12.12	12.02	12.19	12.22	12.22
9/18/2019 3:15	12.06	12.09	12.11	12.03	12.18	12.21	12.21
9/18/2019 3:30	12.07	12.09	12.1	12.02	12.18	12.2	12.2
9/18/2019 3:45	12.07	12.08	12.1	12.01	12.16	12.2	12.2
9/18/2019 4:00	12.07	12.07	12.09	12	12.15	12.19	12.19
9/18/2019 4:15	12.04	12.05	12.07	12	12.14	12.17	12.18
9/18/2019 4:30	12.04	12.04	12.07	12	12.13	12.16	12.17
9/18/2019 4:45	12.03	12.04	12.06	11.99	12.13	12.16	12.17
9/18/2019 5:00	12.03	12.04	12.05	11.99	12.12	12.14	12.16
9/18/2019 5:15	12.02	12.04	12.05	11.98	12.11	12.14	12.16
9/18/2019 5:30	12.02	12.02	12.04	11.97	12.1	12.14	12.15
9/18/2019 5:45	12.01	12.02	12.02	11.96	12.1	12.12	12.14
9/18/2019 6:00	12.01	12.01	12.02	11.94	12.09	12.12	12.13
9/18/2019 6:15	12	12.01	12.02	11.93	12.09	12.12	12.12
9/18/2019 6:30	12	12	12.01	11.92	12.08	12.11	12.11
9/18/2019 6:45	11.98	12	12	11.92	12.08	12.09	12.1
9/18/2019 7:00	11.98	11.99	11.99	11.9	12.07	12.09	12.09
9/18/2019 7:15	11.98	11.97	11.98	11.9	12.06	12.08	12.08
9/18/2019 7:30	11.96	11.97	11.97	11.89	12.06	12.07	12.07
9/18/2019 7:45	11.95	11.97	11.96	11.88	12.05	12.05	12.07
9/18/2019 8:00	11.93	11.96	11.94	11.89	12.04	12.04	12.06
9/18/2019 8:15	11.94	11.95	11.93	11.85	12.03	12.01	12.05
9/18/2019 8:30	11.93	11.94	11.93	11.86	12.03	12	12.04
9/18/2019 8:45	11.92	11.94	11.92	11.86	12.02	11.99	12.04
9/18/2019 9:00	11.91	11.93	11.91	11.85	12.01	11.98	12.03
9/18/2019 9:15	11.91	11.93	11.9	11.85	12	11.97	12.02

Date Time	K-Plant						
	K-Plant Intake #1 °C	K-Plant Intake #2 °C	EMD Plant Intake °C	Cat Plant Intake °C	K-Plant Discharge °C	EMD Plant Discharge °C	Cat Plant Discharge °C
9/18/2019 9:30	11.89	11.91	11.91	11.85	12	11.97	12.02
9/18/2019 9:45	11.88	11.9	11.89	11.85	12	11.97	12.02
9/18/2019 10:00	11.89	11.89	11.9	11.85	12	11.96	12.02
9/18/2019 10:15	11.87	11.88	11.9	11.86	11.99	11.97	12.02
9/18/2019 10:30	11.86	11.87	11.9	11.86	11.99	11.97	12.02
9/18/2019 10:45	11.87	11.87	11.91	11.87	11.98	11.98	12.02
9/18/2019 11:00	11.87	11.87	11.92	11.87	11.98	11.98	12.03
9/18/2019 11:15	11.87	11.87	11.92	11.88	11.98	11.99	12.04
9/18/2019 11:30	11.87	11.87	11.93	11.88	11.98	12	12.04
9/18/2019 11:45	11.87	11.87	11.94	11.89	11.98	12	12.04
9/18/2019 12:00	11.88	11.88	11.94	11.9	11.99	12.01	12.05
9/18/2019 12:15	11.88	11.88	11.94	11.91	12	12	12.05
9/18/2019 12:30	11.89	11.89	11.92	11.91	12	11.99	12.06
9/18/2019 12:45	11.9	11.9	11.92	11.91	12.01	11.99	12.07
9/18/2019 13:00	11.9	11.89	11.93	11.91	12.02	12	12.06
9/18/2019 13:15	11.9	11.89	11.94	11.92	12.03	12	12.07
9/18/2019 13:30	11.91	11.89	11.95	11.92	12.04	12.01	12.07
9/18/2019 13:45	11.9	11.89	11.94	11.92	12.05	12.01	12.09
9/18/2019 14:00	11.91	11.9	11.94	11.92	12.06	12.01	12.08
9/18/2019 14:15	11.9	11.9	11.95	11.94	12.07	12.01	12.08
9/18/2019 14:30	11.91	11.9	11.96	11.93	12.07	12.02	12.09
9/18/2019 14:45	11.91	11.9	11.95	11.94	12.07	12.02	12.09
9/18/2019 15:00	11.92	11.91	11.97	11.95	12.08	12.04	12.09
9/18/2019 15:15	11.92	11.91	11.98	11.95	12.07	12.05	12.1
9/18/2019 15:30	11.93	11.91	11.98	11.96	12.07	12.05	12.11
9/18/2019 15:45	11.94	11.92	11.97	11.95	12.08	12.04	12.11
9/18/2019 16:00	11.93	11.92	11.97	11.97	12.08	12.04	12.12
9/18/2019 16:15	11.93	11.92	11.97	11.98	12.09	12.04	12.13
9/18/2019 16:30	11.92	11.92	11.99	11.95	12.09	12.06	12.13
9/18/2019 16:45	11.93	11.92	11.98	11.95	12.09	12.06	12.12
9/18/2019 17:00	11.93	11.92	11.99	11.96	12.09	12.06	12.11
9/18/2019 17:15	11.94	11.93	11.99	11.99	12.09	12.07	12.12
9/18/2019 17:30	11.94	11.93	12	12	12.09	12.07	12.14
9/18/2019 17:45	11.95	11.94	12	12.01	12.1	12.08	12.15
9/18/2019 18:00	11.95	11.94	12.01	12.02	12.11	12.08	12.15
9/18/2019 18:15	11.96	11.95	12.02	12.01	12.11	12.09	12.16
9/18/2019 18:30	11.97	11.95	12.02	12.02	12.12	12.09	12.16
9/18/2019 18:45	11.98	11.96	12.04	12.01	12.12	12.11	12.16
9/18/2019 19:00	11.98	11.96	12.04	12.04	12.12	12.11	12.17
9/18/2019 19:15	11.98	11.97	12.05	12.03	12.12	12.11	12.17
9/18/2019 19:30	11.99	11.97	12.05	12.03	12.12	12.12	12.16
9/18/2019 19:45	11.98	11.97	12.05	12.04	12.13	12.11	12.16
9/18/2019 20:00	11.99	11.97	12.06	12.04	12.13	12.12	12.16
9/18/2019 20:15	11.99	11.97	12.06	12.03	12.13	12.12	12.16



Date Time	K-Plant						
	K-Plant Intake #1 °C	K-Plant Intake #2 °C	EMD Plant Intake °C	Cat Plant Intake °C	K-Plant Discharge °C	EMD Plant Discharge °C	Cat Plant Discharge °C
9/18/2019 20:30	11.99	11.98	12.05	12.02	12.13	12.11	12.16
9/18/2019 20:45	12	11.98	12.04	12.02	12.13	12.1	12.16
9/18/2019 21:00	12	11.99	12.04	12.01	12.12	12.11	12.15
9/18/2019 21:15	12	11.99	12.04	12	12.12	12.1	12.15
9/18/2019 21:30	11.99	11.99	12.04	12	12.11	12.09	12.14
9/18/2019 21:45	11.99	11.99	12.03	11.99	12.11	12.08	12.14
9/18/2019 22:00	11.99	11.99	12.02	11.99	12.1	12.08	12.13
9/18/2019 22:15	11.99	11.99	12.02	11.99	12.09	12.08	12.13
9/18/2019 22:30	11.98	11.99	12.01	11.98	12.09	12.07	12.12
9/18/2019 22:45	11.97	11.99	12.02	11.98	12.08	12.07	12.12
9/18/2019 23:00	11.97	11.98	12.01	11.98	12.08	12.07	12.12
9/18/2019 23:15	11.96	11.98	11.99	11.96	12.07	12.06	12.11
9/18/2019 23:30	11.96	11.96	12	11.95	12.07	12.06	12.1
9/18/2019 23:45	11.96	11.97	12	11.94	12.06	12.06	12.09
9/19/2019 0:00	11.96	11.96	11.99	11.94	12.06	12.05	12.09
9/19/2019 0:15	11.96	11.96	11.99	11.94	12.05	12.05	12.08
9/19/2019 0:30	11.95	11.95	11.99	11.93	12.04	12.05	12.08
9/19/2019 0:45	11.95	11.95	11.98	11.92	12.04	12.05	12.07
9/19/2019 1:00	11.94	11.95	11.98	11.92	12.04	12.05	12.07
9/19/2019 1:15	11.93	11.94	11.98	11.92	12.04	12.04	12.06
9/19/2019 1:30	11.92	11.94	11.97	11.91	12.02	12.03	12.06
9/19/2019 1:45	11.92	11.93	11.97	11.91	12.03	12.02	12.05
9/19/2019 2:00	11.91	11.92	11.96	11.9	12.02	12.02	12.05
9/19/2019 2:15	11.92	11.91	11.95	11.9	12.01	12.01	12.04
9/19/2019 2:30	11.92	11.91	11.95	11.89	12.01	12.01	12.03
9/19/2019 2:45	11.9	11.9	11.94	11.88	12.01	12	12.03
9/19/2019 3:00	11.91	11.9	11.94	11.87	12	12	12.02
9/19/2019 3:15	11.9	11.89	11.92	11.87	12	11.99	12.01
9/19/2019 3:30	11.88	11.89	11.92	11.85	11.99	11.98	12.01
9/19/2019 3:45	11.86	11.89	11.9	11.85	11.98	11.96	11.99
9/19/2019 4:00	11.87	11.88	11.89	11.84	11.97	11.95	11.99
9/19/2019 4:15	11.86	11.88	11.89	11.83	11.96	11.94	11.98
9/19/2019 4:30	11.85	11.85	11.88	11.83	11.95	11.94	11.98
9/19/2019 4:45	11.84	11.85	11.88	11.82	11.94	11.94	11.97
9/19/2019 5:00	11.83	11.85	11.87	11.81	11.93	11.92	11.96
9/19/2019 5:15	11.82	11.85	11.86	11.8	11.92	11.92	11.96
9/19/2019 5:30	11.82	11.83	11.85	11.8	11.92	11.91	11.94
9/19/2019 5:45	11.81	11.82	11.85	11.78	11.91	11.9	11.93
9/19/2019 6:00	11.8	11.81	11.84	11.77	11.9	11.89	11.93
9/19/2019 6:15	11.79	11.8	11.81	11.77	11.89	11.88	11.92
9/19/2019 6:30	11.78	11.79	11.81	11.76	11.88	11.87	11.91
9/19/2019 6:45	11.78	11.78	11.8	11.75	11.86	11.86	11.91
9/19/2019 7:00	11.78	11.78	11.8	11.75	11.86	11.86	11.9
9/19/2019 7:15	11.78	11.77	11.79	11.74	11.86	11.86	11.89

Date Time	K-Plant						
	K-Plant Intake #1 °C	K-Plant Intake #2 °C	EMD Plant Intake °C	Cat Plant Intake °C	K-Plant Discharge °C	EMD Plant Discharge °C	Cat Plant Discharge °C
9/19/2019 7:30	11.77	11.77	11.79	11.73	11.86	11.85	11.89
9/19/2019 7:45	11.77	11.76	11.79	11.72	11.85	11.85	11.88
9/19/2019 8:00	11.75	11.76	11.78	11.72	11.85	11.85	11.87
9/19/2019 8:15	11.76	11.76	11.78	11.72	11.84	11.85	11.87
9/19/2019 8:30	11.75	11.76	11.78	11.71	11.84	11.84	11.86
9/19/2019 8:45	11.74	11.76	11.78	11.7	11.84	11.84	11.85
9/19/2019 9:00	11.74	11.76	11.76	11.7	11.83	11.82	11.85
9/19/2019 9:15	11.74	11.75	11.76	11.69	11.83	11.83	11.84
9/19/2019 9:30	11.73	11.74	11.75	11.69	11.82	11.82	11.85
9/19/2019 9:45	11.72	11.74	11.75	11.69	11.82	11.82	11.85
9/19/2019 10:00	11.71	11.72	11.75	11.69	11.81	11.81	11.85
9/19/2019 10:15	11.71	11.72	11.75	11.69	11.81	11.81	11.85
9/19/2019 10:30	11.7	11.71	11.74	11.69	11.81	11.8	11.84
9/19/2019 10:45	11.7	11.71	11.74	11.69	11.81	11.81	11.84
9/19/2019 11:00	11.7	11.7	11.74	11.69	11.81	11.8	11.84
9/19/2019 11:15	11.7	11.7	11.74	11.69	11.81	11.8	11.84
9/19/2019 11:30	11.7	11.7	11.74	11.69	11.81	11.81	11.85
9/19/2019 11:45	11.7	11.7	11.75	11.69	11.82	11.82	11.84
9/19/2019 12:00	11.7	11.7	11.74	11.69	11.82	11.8	11.84
9/19/2019 12:15	11.7	11.7	11.74	11.69	11.82	11.8	11.84
9/19/2019 12:30	11.7	11.7	11.74	11.69	11.82	11.8	11.84
9/19/2019 12:45	11.7	11.7	11.74	11.71	11.82	11.8	11.84
9/19/2019 13:00	11.7	11.7	11.74	11.73	11.83	11.81	11.86
9/19/2019 13:15	11.7	11.7	11.75	11.74	11.84	11.82	11.87
9/19/2019 13:30	11.71	11.71	11.77	11.75	11.85	11.83	11.87
9/19/2019 13:45	11.72	11.72	11.77	11.76	11.86	11.84	11.88
9/19/2019 14:00	11.73	11.72	11.8	11.78	11.87	11.86	11.89
9/19/2019 14:15	11.74	11.73	11.78	11.8	11.89	11.86	11.91
9/19/2019 14:30	11.75	11.74	11.77	11.8	11.9	11.87	11.93
9/19/2019 14:45	11.78	11.76	11.85	11.81	11.91	11.91	11.94
9/19/2019 15:00	11.78	11.79	11.86	11.82	11.93	11.91	11.94
9/19/2019 15:15	11.8	11.79	11.85	11.82	11.93	11.9	11.95
9/19/2019 15:30	11.81	11.8	11.85	11.82	11.94	11.91	11.95
9/19/2019 15:45	11.81	11.8	11.85	11.83	11.94	11.9	11.96
9/19/2019 16:00	11.82	11.81	11.84	11.83	11.94	11.9	11.95
9/19/2019 16:15	11.82	11.81	11.75	11.81	11.93	11.85	11.94
9/19/2019 16:30	11.82	11.81	11.76	11.78	11.94	11.83	11.92
9/19/2019 16:45	11.81	11.81	11.83	11.81	11.93	11.88	11.92
9/19/2019 17:00	11.81	11.81	11.83	11.77	11.93	11.87	11.91
9/19/2019 17:15	11.81	11.81	11.78	11.77	11.93	11.85	11.9
9/19/2019 17:30	11.8	11.81	11.77	11.82	11.93	11.85	11.9
9/19/2019 17:45	11.8	11.81	11.82	11.81	11.93	11.87	11.92
9/19/2019 18:00	11.8	11.8	11.79	11.78	11.93	11.87	11.92
9/19/2019 18:15	11.8	11.8	11.79	11.77	11.92	11.86	11.91

Date Time	K-Plant						
	K-Plant Intake #1 °C	K-Plant Intake #2 °C	EMD Plant Intake °C	Cat Plant Intake °C	K-Plant Discharge °C	EMD Plant Discharge °C	Cat Plant Discharge °C
9/19/2019 18:30	11.8	11.8	11.81	11.77	11.92	11.88	11.91
9/19/2019 18:45	11.79	11.79	11.72	11.74	11.92	11.8	11.9
9/19/2019 19:00	11.78	11.78	11.69	11.74	11.92	11.8	11.89
9/19/2019 19:15	11.77	11.77	11.68	11.71	11.9	11.75	11.87
9/19/2019 19:30	11.75	11.76	11.66	11.73	11.89	11.73	11.86
9/19/2019 19:45	11.73	11.76	11.69	11.71	11.9	11.75	11.85
9/19/2019 20:00	11.73	11.74	11.66	11.69	11.9	11.76	11.84
9/19/2019 20:15	11.72	11.72	11.66	11.68	11.9	11.74	11.82
9/19/2019 20:30	11.71	11.7	11.67	11.68	11.89	11.76	11.82
9/19/2019 20:45	11.7	11.7	11.69	11.67	11.88	11.76	11.81
9/19/2019 21:00	11.7	11.68	11.7	11.68	11.87	11.75	11.81
9/19/2019 21:15	11.71	11.68	11.68	11.69	11.86	11.74	11.81
9/19/2019 21:30	11.7	11.67	11.68	11.7	11.85	11.75	11.82
9/19/2019 21:45	11.7	11.68	11.69	11.7	11.85	11.75	11.81
9/19/2019 22:00	11.7	11.68	11.67	11.69	11.85	11.74	11.82
9/19/2019 22:15	11.7	11.68	11.63	11.69	11.84	11.71	11.82
9/19/2019 22:30	11.71	11.66	11.64	11.69	11.84	11.72	11.81
9/19/2019 22:45	11.68	11.66	11.65	11.7	11.84	11.74	11.81
9/19/2019 23:00	11.69	11.66	11.66	11.69	11.84	11.75	11.82
9/19/2019 23:15	11.68	11.65	11.62	11.7	11.83	11.71	11.82
9/19/2019 23:30	11.68	11.65	11.62	11.7	11.83	11.71	11.82
9/19/2019 23:45	11.7	11.65	11.63	11.7	11.83	11.73	11.82
9/20/2019 0:00	11.68	11.65	11.66	11.7	11.82	11.72	11.82
9/20/2019 0:15	11.67	11.65	11.63	11.7	11.82	11.72	11.82
9/20/2019 0:30	11.67	11.65	11.66	11.7	11.82	11.73	11.82
9/20/2019 0:45	11.67	11.65	11.65	11.69	11.81	11.74	11.82
9/20/2019 1:00	11.68	11.64	11.65	11.69	11.81	11.73	11.82
9/20/2019 1:15	11.68	11.67	11.66	11.69	11.81	11.73	11.82
9/20/2019 1:30	11.67	11.66	11.65	11.69	11.8	11.73	11.82
9/20/2019 1:45	11.67	11.66	11.67	11.68	11.8	11.75	11.81
9/20/2019 2:00	11.66	11.66	11.67	11.69	11.8	11.75	11.81
9/20/2019 2:15	11.66	11.65	11.69	11.68	11.79	11.75	11.81
9/20/2019 2:30	11.65	11.66	11.68	11.68	11.79	11.74	11.81
9/20/2019 2:45	11.66	11.66	11.69	11.68	11.79	11.75	11.81
9/20/2019 3:00	11.66	11.66	11.72	11.68	11.8	11.77	11.81
9/20/2019 3:15	11.66	11.66	11.72	11.67	11.79	11.78	11.81
9/20/2019 3:30	11.66	11.66	11.71	11.68	11.79	11.78	11.8
9/20/2019 3:45	11.67	11.66	11.71	11.67	11.79	11.78	11.8
9/20/2019 4:00	11.67	11.67	11.71	11.67	11.79	11.78	11.8
9/20/2019 4:15	11.66	11.67	11.69	11.67	11.79	11.77	11.8
9/20/2019 4:30	11.66	11.66	11.7	11.67	11.79	11.77	11.8
9/20/2019 4:45	11.66	11.66	11.69	11.67	11.78	11.76	11.8
9/20/2019 5:00	11.65	11.66	11.68	11.66	11.78	11.75	11.8
9/20/2019 5:15	11.66	11.66	11.7	11.66	11.78	11.77	11.79

Date Time	K-Plant						
	K-Plant Intake #1 °C	K-Plant Intake #2 °C	EMD Plant Intake °C	Cat Plant Intake °C	Discharge °C	EMD Plant Discharge °C	Cat Plant Discharge °C
9/20/2019 5:30	11.66	11.66	11.7	11.65	11.77	11.77	11.79
9/20/2019 5:45	11.66	11.66	11.7	11.65	11.77	11.77	11.78
9/20/2019 6:00	11.66	11.66	11.7	11.64	11.77	11.77	11.78
9/20/2019 6:15	11.66	11.66	11.7	11.64	11.76	11.76	11.77
9/20/2019 6:30	11.66	11.65	11.69	11.63	11.76	11.75	11.77
9/20/2019 6:45	11.66	11.66	11.69	11.63	11.76	11.75	11.77
9/20/2019 7:00	11.65	11.65	11.68	11.62	11.75	11.75	11.76
9/20/2019 7:15	11.64	11.65	11.67	11.61	11.75	11.74	11.76
9/20/2019 7:30	11.64	11.64	11.67	11.6	11.75	11.73	11.75
9/20/2019 7:45	11.63	11.64	11.66	11.59	11.74	11.73	11.74
9/20/2019 8:00	11.63	11.63	11.65	11.59	11.74	11.72	11.73
9/20/2019 8:15	11.63	11.63	11.64	11.59	11.73	11.71	11.73
9/20/2019 8:30	11.62	11.62	11.63	11.58	11.72	11.7	11.72
9/20/2019 8:45	11.61	11.62	11.63	11.58	11.71	11.7	11.72
9/20/2019 9:00	11.61	11.61	11.63	11.59	11.71	11.7	11.71
9/20/2019 9:15	11.6	11.61	11.63	11.58	11.71	11.7	11.71
9/20/2019 9:30	11.6	11.6	11.63	11.59	11.71	11.7	11.71
9/20/2019 9:45	11.6	11.6	11.63	11.58	11.71	11.7	11.71
9/20/2019 10:00	11.59	11.6	11.63	11.59	11.7	11.69	11.71
9/20/2019 10:15	11.59	11.6	11.63	11.59	11.7	11.7	11.72
9/20/2019 10:30	11.59	11.59	11.63	11.59	11.7	11.7	11.72
9/20/2019 10:45	11.59	11.59	11.63	11.59	11.7	11.69	11.72
9/20/2019 11:00	11.59	11.59	11.63	11.58	11.7	11.7	11.71
9/20/2019 11:15	11.59	11.59	11.63	11.57	11.7	11.7	11.71
9/20/2019 11:30	11.59	11.59	11.63	11.57	11.7	11.69	11.71
9/20/2019 11:45	11.59	11.59	11.62	11.57	11.7	11.69	11.7
9/20/2019 12:00	11.59	11.59	11.62	11.57	11.7	11.69	11.7
9/20/2019 12:15	11.59	11.59	11.63	11.57	11.7	11.69	11.7
9/20/2019 12:30	11.59	11.59	11.63	11.58	11.7	11.69	11.7
9/20/2019 12:45	11.59	11.59	11.63	11.58	11.7	11.69	11.7
9/20/2019 13:00	11.59	11.59	11.63	11.58	11.7	11.7	11.71
9/20/2019 13:15	11.59	11.59	11.63	11.58	11.7	11.7	11.71
9/20/2019 13:30	11.59	11.59	11.63	11.58	11.7	11.69	11.71
9/20/2019 13:45	11.59	11.59	11.63	11.58	11.71	11.7	11.71
9/20/2019 14:00	11.59	11.59	11.63	11.58	11.71	11.7	11.71
9/20/2019 14:15	11.59	11.59	11.64	11.59	11.71	11.7	11.71
9/20/2019 14:30	11.59	11.6	11.64	11.59	11.71	11.7	11.71
9/20/2019 14:45	11.6	11.6	11.64	11.59	11.71	11.7	11.71
9/20/2019 15:00	11.6	11.6	11.64	11.6	11.71	11.71	11.71
9/20/2019 15:15	11.6	11.6	11.64	11.59	11.71	11.71	11.72
9/20/2019 15:30	11.6	11.6	11.64	11.59	11.71	11.71	11.72
9/20/2019 15:45	11.6	11.6	11.64	11.59	11.71	11.71	11.72
9/20/2019 16:00	11.6	11.6	11.64	11.6	11.71	11.71	11.72
9/20/2019 16:15	11.6	11.6	11.64	11.59	11.71	11.71	11.72

Date Time	K-Plant						
	K-Plant Intake #1 °C	K-Plant Intake #2 °C	EMD Plant Intake °C	Cat Plant Intake °C	Discharge °C	EMD Plant Discharge °C	Cat Plant Discharge °C
9/20/2019 16:30	11.6	11.6	11.64	11.59	11.71	11.71	11.72
9/20/2019 16:45	11.6	11.6	11.64	11.59	11.71	11.71	11.72
9/20/2019 17:00	11.6	11.6	11.64	11.59	11.71	11.71	11.72
9/20/2019 17:15	11.6	11.6	11.64	11.59	11.71	11.7	11.72
9/20/2019 17:30	11.6	11.6	11.63	11.59	11.71	11.7	11.72
9/20/2019 17:45	11.6	11.6	11.63	11.58	11.71	11.7	11.72
9/20/2019 18:00	11.6	11.6	11.63	11.58	11.71	11.7	11.72
9/20/2019 18:15	11.59	11.6	11.63	11.58	11.7	11.69	11.71
9/20/2019 18:30	11.59	11.59	11.63	11.57	11.7	11.69	11.71
9/20/2019 18:45	11.59	11.59	11.63	11.57	11.69	11.69	11.71
9/20/2019 19:00	11.59	11.59	11.62	11.57	11.69	11.69	11.71
9/20/2019 19:15	11.58	11.59	11.62	11.57	11.69	11.68	11.7
9/20/2019 19:30	11.58	11.58	11.61	11.56	11.68	11.68	11.7
9/20/2019 19:45	11.57	11.58	11.61	11.55	11.68	11.68	11.7
9/20/2019 20:00	11.57	11.58	11.61	11.55	11.67	11.68	11.69
9/20/2019 20:15	11.56	11.57	11.6	11.55	11.67	11.67	11.69
9/20/2019 20:30	11.56	11.57	11.6	11.54	11.67	11.67	11.68
9/20/2019 20:45	11.55	11.56	11.6	11.54	11.66	11.66	11.68
9/20/2019 21:00	11.55	11.56	11.59	11.53	11.66	11.66	11.68
9/20/2019 21:15	11.54	11.55	11.58	11.53	11.65	11.64	11.67
9/20/2019 21:30	11.54	11.55	11.57	11.52	11.65	11.64	11.67
9/20/2019 21:45	11.53	11.55	11.58	11.52	11.65	11.64	11.66
9/20/2019 22:00	11.54	11.55	11.57	11.52	11.64	11.63	11.65
9/20/2019 22:15	11.53	11.53	11.57	11.51	11.64	11.63	11.65
9/20/2019 22:30	11.53	11.52	11.56	11.5	11.63	11.63	11.65
9/20/2019 22:45	11.51	11.52	11.56	11.5	11.63	11.62	11.64
9/20/2019 23:00	11.51	11.52	11.55	11.5	11.63	11.62	11.64
9/20/2019 23:15	11.51	11.52	11.55	11.5	11.62	11.62	11.63
9/20/2019 23:30	11.51	11.52	11.54	11.49	11.61	11.61	11.63
9/20/2019 23:45	11.51	11.51	11.55	11.49	11.61	11.61	11.63
9/21/2019 0:00	11.5	11.49	11.54	11.47	11.6	11.61	11.62
9/21/2019 0:15	11.5	11.49	11.54	11.48	11.6	11.6	11.61
9/21/2019 0:30	11.5	11.5	11.54	11.48	11.6	11.6	11.62
9/21/2019 0:45	11.48	11.48	11.53	11.47	11.6	11.59	11.61
9/21/2019 1:00	11.49	11.48	11.53	11.46	11.59	11.59	11.61
9/21/2019 1:15	11.48	11.48	11.53	11.46	11.59	11.59	11.6
9/21/2019 1:30	11.46	11.48	11.52	11.46	11.58	11.59	11.6
9/21/2019 1:45	11.46	11.47	11.52	11.46	11.58	11.58	11.59
9/21/2019 2:00	11.45	11.47	11.51	11.45	11.57	11.56	11.59
9/21/2019 2:15	11.45	11.46	11.51	11.45	11.56	11.56	11.59
9/21/2019 2:30	11.44	11.46	11.5	11.44	11.56	11.56	11.58
9/21/2019 2:45	11.44	11.46	11.49	11.44	11.55	11.55	11.58
9/21/2019 3:00	11.44	11.46	11.5	11.43	11.54	11.55	11.57
9/21/2019 3:15	11.44	11.45	11.48	11.42	11.54	11.56	11.56

Date Time	K-Plant						
	K-Plant Intake #1 °C	K-Plant Intake #2 °C	EMD Plant Intake °C	Cat Plant Intake °C	K-Plant Discharge °C	EMD Plant Discharge °C	Cat Plant Discharge °C
9/21/2019 3:30	11.43	11.44	11.48	11.42	11.54	11.55	11.56
9/21/2019 3:45	11.43	11.44	11.48	11.42	11.54	11.54	11.55
9/21/2019 4:00	11.43	11.43	11.47	11.42	11.54	11.54	11.55
9/21/2019 4:15	11.42	11.43	11.46	11.42	11.54	11.53	11.55
9/21/2019 4:30	11.42	11.42	11.47	11.41	11.53	11.53	11.54
9/21/2019 4:45	11.42	11.42	11.46	11.41	11.53	11.53	11.54
9/21/2019 5:00	11.42	11.42	11.46	11.4	11.53	11.52	11.53
9/21/2019 5:15	11.42	11.42	11.45	11.39	11.53	11.52	11.53
9/21/2019 5:30	11.42	11.41	11.45	11.39	11.52	11.52	11.52
9/21/2019 5:45	11.42	11.41	11.44	11.38	11.52	11.51	11.52
9/21/2019 6:00	11.42	11.4	11.44	11.39	11.51	11.5	11.52
9/21/2019 6:15	11.42	11.4	11.44	11.38	11.51	11.5	11.52
9/21/2019 6:30	11.4	11.4	11.44	11.38	11.51	11.5	11.51
9/21/2019 6:45	11.39	11.4	11.43	11.38	11.5	11.5	11.51
9/21/2019 7:00	11.39	11.39	11.43	11.38	11.5	11.49	11.51
9/21/2019 7:15	11.39	11.39	11.42	11.37	11.5	11.48	11.51
9/21/2019 7:30	11.38	11.38	11.41	11.37	11.49	11.47	11.5
9/21/2019 7:45	11.38	11.38	11.42	11.37	11.49	11.48	11.5
9/21/2019 8:00	11.38	11.38	11.4	11.36	11.48	11.47	11.5
9/21/2019 8:15	11.37	11.37	11.41	11.36	11.48	11.47	11.5
9/21/2019 8:30	11.37	11.37	11.41	11.35	11.48	11.47	11.49
9/21/2019 8:45	11.37	11.37	11.41	11.36	11.48	11.47	11.49
9/21/2019 9:00	11.37	11.37	11.4	11.35	11.48	11.47	11.49
9/21/2019 9:15	11.37	11.37	11.4	11.35	11.48	11.47	11.48
9/21/2019 9:30	11.37	11.37	11.4	11.36	11.47	11.47	11.48
9/21/2019 9:45	11.37	11.37	11.4	11.35	11.47	11.46	11.48
9/21/2019 10:00	11.37	11.37	11.4	11.35	11.47	11.46	11.48
9/21/2019 10:15	11.37	11.37	11.4	11.36	11.47	11.47	11.48
9/21/2019 10:30	11.37	11.37	11.4	11.35	11.47	11.47	11.48
9/21/2019 10:45	11.37	11.37	11.4	11.35	11.48	11.47	11.48
9/21/2019 11:00	11.37	11.37	11.4	11.36	11.48	11.47	11.48
9/21/2019 11:15	11.37	11.37	11.4	11.35	11.48	11.47	11.48
9/21/2019 11:30	11.37	11.37	11.4	11.37	11.48	11.46	11.48
9/21/2019 11:45	11.37	11.37	11.39	11.37	11.49	11.46	11.49
9/21/2019 12:00	11.37	11.37	11.4	11.38	11.49	11.46	11.5
9/21/2019 12:15	11.37	11.37	11.4	11.37	11.5	11.47	11.5
9/21/2019 12:30	11.37	11.37	11.4	11.37	11.5	11.47	11.5
9/21/2019 12:45	11.37	11.37	11.4	11.38	11.51	11.47	11.5
9/21/2019 13:00	11.37	11.37	11.43	11.38	11.51	11.49	11.5
9/21/2019 13:15	11.38	11.37	11.44	11.37	11.52	11.5	11.5
9/21/2019 13:30	11.38	11.37	11.42	11.42	11.53	11.5	11.5
9/21/2019 13:45	11.38	11.37	11.43	11.39	11.53	11.52	11.52
9/21/2019 14:00	11.39	11.39	11.43	11.36	11.54	11.54	11.51
9/21/2019 14:15	11.4	11.41	11.42	11.36	11.55	11.53	11.5

Date Time	K-Plant						
	K-Plant Intake #1 °C	K-Plant Intake #2 °C	EMD Plant Intake °C	Cat Plant Intake °C	Discharge °C	EMD Plant Discharge °C	Cat Plant Discharge °C
9/21/2019 14:30	11.42	11.41	11.43	11.36	11.55	11.54	11.5
9/21/2019 14:45	11.42	11.42	11.45	11.36	11.55	11.52	11.49
9/21/2019 15:00	11.42	11.43	11.47	11.37	11.55	11.54	11.49
9/21/2019 15:15	11.44	11.42	11.46	11.37	11.58	11.54	11.5
9/21/2019 15:30	11.48	11.47	11.45	11.38	11.64	11.56	11.5
9/21/2019 15:45	11.49	11.48	11.42	11.5	11.67	11.54	11.52
9/21/2019 16:00	11.49	11.48	11.52	11.47	11.68	11.58	11.56
9/21/2019 16:15	11.49	11.48	11.42	11.42	11.68	11.53	11.55
9/21/2019 16:30	11.48	11.48	11.42	11.37	11.68	11.51	11.54
9/21/2019 16:45	11.47	11.48	11.41	11.37	11.66	11.49	11.51
9/21/2019 17:00	11.44	11.47	11.43	11.38	11.65	11.51	11.51
9/21/2019 17:15	11.43	11.46	11.42	11.38	11.63	11.5	11.51
9/21/2019 17:30	11.43	11.44	11.43	11.37	11.64	11.54	11.51
9/21/2019 17:45	11.42	11.44	11.42	11.41	11.64	11.51	11.5
9/21/2019 18:00	11.44	11.44	11.42	11.43	11.63	11.54	11.52
9/21/2019 18:15	11.44	11.44	11.41	11.36	11.63	11.5	11.53
9/21/2019 18:30	11.44	11.45	11.41	11.33	11.65	11.5	11.5
9/21/2019 18:45	11.44	11.45	11.41	11.34	11.62	11.5	11.49
9/21/2019 19:00	11.43	11.43	11.41	11.32	11.62	11.49	11.48
9/21/2019 19:15	11.43	11.43	11.42	11.33	11.62	11.5	11.47
9/21/2019 19:30	11.41	11.42	11.38	11.4	11.61	11.46	11.48
9/21/2019 19:45	11.4	11.4	11.35	11.4	11.6	11.46	11.49
9/21/2019 20:00	11.38	11.38	11.33	11.38	11.58	11.42	11.51
9/21/2019 20:15	11.37	11.36	11.41	11.37	11.56	11.48	11.5
9/21/2019 20:30	11.35	11.34	11.42	11.35	11.54	11.48	11.49
9/21/2019 20:45	11.34	11.33	11.42	11.36	11.53	11.48	11.48
9/21/2019 21:00	11.34	11.33	11.41	11.36	11.51	11.48	11.48
9/21/2019 21:15	11.33	11.33	11.41	11.35	11.5	11.47	11.48
9/21/2019 21:30	11.33	11.33	11.41	11.35	11.49	11.47	11.48
9/21/2019 21:45	11.34	11.33	11.4	11.34	11.48	11.47	11.48
9/21/2019 22:00	11.34	11.33	11.38	11.34	11.47	11.45	11.48
9/21/2019 22:15	11.34	11.33	11.39	11.35	11.47	11.46	11.48
9/21/2019 22:30	11.34	11.33	11.39	11.35	11.47	11.46	11.48
9/21/2019 22:45	11.34	11.33	11.39	11.35	11.47	11.46	11.48
9/21/2019 23:00	11.34	11.34	11.39	11.34	11.46	11.45	11.48
9/21/2019 23:15	11.34	11.34	11.38	11.34	11.46	11.45	11.47
9/21/2019 23:30	11.34	11.34	11.38	11.35	11.46	11.45	11.47
9/21/2019 23:45	11.34	11.34	11.38	11.35	11.46	11.45	11.48
9/22/2019 0:00	11.34	11.34	11.38	11.35	11.46	11.45	11.48
9/22/2019 0:15	11.34	11.34	11.37	11.35	11.46	11.44	11.48
9/22/2019 0:30	11.33	11.34	11.35	11.35	11.46	11.43	11.48
9/22/2019 0:45	11.33	11.34	11.36	11.35	11.46	11.44	11.48
9/22/2019 1:00	11.33	11.33	11.36	11.35	11.45	11.42	11.48
9/22/2019 1:15	11.32	11.33	11.36	11.35	11.45	11.43	11.48

Date Time	K-Plant						
	K-Plant Intake #1 °C	K-Plant Intake #2 °C	EMD Plant Intake °C	Cat Plant Intake °C	K-Plant Discharge °C	EMD Plant Discharge °C	Cat Plant Discharge °C
9/22/2019 1:30	11.33	11.33	11.37	11.35	11.45	11.44	11.48
9/22/2019 1:45	11.35	11.33	11.36	11.34	11.44	11.43	11.48
9/22/2019 2:00	11.35	11.33	11.36	11.34	11.46	11.43	11.47
9/22/2019 2:15	11.35	11.33	11.35	11.32	11.46	11.42	11.47
9/22/2019 2:30	11.36	11.34	11.35	11.31	11.47	11.42	11.46
9/22/2019 2:45	11.36	11.35	11.36	11.31	11.47	11.43	11.45
9/22/2019 3:00	11.36	11.35	11.36	11.3	11.47	11.43	11.44
9/22/2019 3:15	11.36	11.35	11.36	11.3	11.47	11.42	11.44
9/22/2019 3:30	11.35	11.35	11.35	11.29	11.47	11.42	11.44
9/22/2019 3:45	11.35	11.35	11.35	11.29	11.47	11.41	11.43
9/22/2019 4:00	11.34	11.35	11.35	11.29	11.47	11.41	11.43
9/22/2019 4:15	11.34	11.35	11.34	11.28	11.46	11.41	11.43
9/22/2019 4:30	11.34	11.35	11.34	11.27	11.46	11.4	11.42
9/22/2019 4:45	11.34	11.35	11.33	11.26	11.45	11.39	11.41
9/22/2019 5:00	11.35	11.35	11.33	11.26	11.45	11.39	11.4
9/22/2019 5:15	11.34	11.35	11.31	11.26	11.45	11.38	11.4
9/22/2019 5:30	11.34	11.35	11.31	11.25	11.45	11.38	11.39
9/22/2019 5:45	11.34	11.34	11.31	11.26	11.44	11.37	11.39
9/22/2019 6:00	11.33	11.33	11.31	11.25	11.44	11.37	11.39
9/22/2019 6:15	11.33	11.33	11.31	11.27	11.44	11.38	11.39
9/22/2019 6:30	11.33	11.33	11.31	11.26	11.43	11.38	11.39
9/22/2019 6:45	11.33	11.33	11.31	11.26	11.43	11.37	11.39
9/22/2019 7:00	11.32	11.33	11.31	11.27	11.43	11.37	11.39
9/22/2019 7:15	11.32	11.33	11.31	11.26	11.43	11.37	11.39
9/22/2019 7:30	11.32	11.33	11.31	11.26	11.42	11.37	11.39
9/22/2019 7:45	11.32	11.32	11.3	11.26	11.42	11.37	11.39
9/22/2019 8:00	11.32	11.32	11.3	11.26	11.42	11.37	11.39
9/22/2019 8:15	11.32	11.32	11.29	11.26	11.42	11.36	11.39
9/22/2019 8:30	11.32	11.32	11.29	11.26	11.42	11.36	11.39
9/22/2019 8:45	11.32	11.32	11.29	11.26	11.43	11.36	11.39
9/22/2019 9:00	11.32	11.32	11.29	11.26	11.43	11.35	11.39
9/22/2019 9:15	11.32	11.32	11.29	11.26	11.43	11.36	11.39
9/22/2019 9:30	11.32	11.32	11.3	11.27	11.43	11.37	11.39
9/22/2019 9:45	11.32	11.32	11.3	11.27	11.43	11.36	11.39
9/22/2019 10:00	11.32	11.32	11.27	11.27	11.44	11.36	11.4
9/22/2019 10:15	11.32	11.32	11.3	11.27	11.45	11.37	11.4
9/22/2019 10:30	11.32	11.32	11.3	11.27	11.45	11.38	11.4
9/22/2019 10:45	11.32	11.32	11.31	11.28	11.46	11.38	11.4
9/22/2019 11:00	11.32	11.32	11.3	11.28	11.47	11.38	11.4
9/22/2019 11:15	11.33	11.32	11.31	11.28	11.48	11.38	11.4
9/22/2019 11:30	11.32	11.32	11.31	11.28	11.48	11.39	11.4
9/22/2019 11:45	11.32	11.32	11.3	11.28	11.49	11.38	11.4
9/22/2019 12:00	11.31	11.31	11.32	11.39	11.52	11.39	11.42
9/22/2019 12:15	11.32	11.31	11.32	11.4	11.56	11.39	11.46



Date Time	K-Plant						
	K-Plant Intake #1 °C	K-Plant Intake #2 °C	EMD Plant Intake °C	Cat Plant Intake °C	K-Plant Discharge °C	EMD Plant Discharge °C	Cat Plant Discharge °C
9/22/2019 12:30	11.33	11.31	11.32	11.44	11.57	11.39	11.49
9/22/2019 12:45	11.38	11.31	11.32	11.37	11.58	11.39	11.49
9/22/2019 13:00	11.37	11.31	11.33	11.28	11.6	11.39	11.45
9/22/2019 13:15	11.36	11.31	11.33	11.27	11.62	11.39	11.42
9/22/2019 13:30	11.34	11.31	11.31	11.27	11.63	11.39	11.42
9/22/2019 13:45	11.32	11.31	11.31	11.27	11.63	11.4	11.41
9/22/2019 14:00	11.31	11.3	11.31	11.28	11.63	11.38	11.41
9/22/2019 14:15	11.31	11.3	11.32	11.29	11.63	11.41	11.42
9/22/2019 14:30	11.31	11.3	11.32	11.29	11.62	11.38	11.42
9/22/2019 14:45	11.3	11.29	11.32	11.29	11.61	11.39	11.42
9/22/2019 15:00	11.3	11.29	11.33	11.28	11.59	11.39	11.42
9/22/2019 15:15	11.31	11.29	11.32	11.38	11.58	11.39	11.42
9/22/2019 15:30	11.31	11.29	11.33	11.33	11.56	11.41	11.44
9/22/2019 15:45	11.31	11.3	11.36	11.39	11.57	11.43	11.44
9/22/2019 16:00	11.31	11.3	11.33	11.34	11.57	11.42	11.47
9/22/2019 16:15	11.34	11.31	11.34	11.37	11.56	11.4	11.48
9/22/2019 16:30	11.34	11.31	11.34	11.31	11.55	11.4	11.48
9/22/2019 16:45	11.34	11.32	11.33	11.34	11.56	11.41	11.46
9/22/2019 17:00	11.34	11.32	11.34	11.37	11.56	11.41	11.46
9/22/2019 17:15	11.34	11.31	11.35	11.37	11.55	11.42	11.48
9/22/2019 17:30	11.34	11.32	11.35	11.35	11.58	11.43	11.48
9/22/2019 17:45	11.35	11.32	11.35	11.38	11.61	11.43	11.48
9/22/2019 18:00	11.34	11.33	11.36	11.46	11.66	11.44	11.5
9/22/2019 18:15	11.36	11.33	11.38	11.44	11.69	11.46	11.54
9/22/2019 18:30	11.37	11.34	11.41	11.43	11.7	11.47	11.55
9/22/2019 18:45	11.37	11.33	11.41	11.44	11.71	11.48	11.55
9/22/2019 19:00	11.37	11.34	11.4	11.45	11.73	11.49	11.56
9/22/2019 19:15	11.37	11.34	11.4	11.45	11.72	11.49	11.56
9/22/2019 19:30	11.41	11.34	11.4	11.45	11.72	11.49	11.57
9/22/2019 19:45	11.39	11.37	11.4	11.46	11.7	11.5	11.57
9/22/2019 20:00	11.39	11.37	11.44	11.46	11.7	11.51	11.58
9/22/2019 20:15	11.39	11.37	11.45	11.46	11.69	11.52	11.58
9/22/2019 20:30	11.4	11.37	11.45	11.46	11.67	11.52	11.58
9/22/2019 20:45	11.42	11.38	11.45	11.46	11.66	11.52	11.58
9/22/2019 21:00	11.42	11.4	11.46	11.47	11.66	11.53	11.58
9/22/2019 21:15	11.43	11.41	11.47	11.59	11.66	11.54	11.6
9/22/2019 21:30	11.43	11.41	11.48	11.6	11.65	11.55	11.64
9/22/2019 21:45	11.45	11.42	11.48	11.63	11.65	11.55	11.67
9/22/2019 22:00	11.46	11.43	11.49	11.62	11.65	11.58	11.7
9/22/2019 22:15	11.48	11.44	11.48	11.66	11.65	11.57	11.72
9/22/2019 22:30	11.5	11.47	11.48	11.65	11.65	11.56	11.74
9/22/2019 22:45	11.5	11.5	11.48	11.63	11.66	11.56	11.74
9/22/2019 23:00	11.52	11.51	11.49	11.61	11.66	11.56	11.73
9/22/2019 23:15	11.5	11.5	11.5	11.59	11.66	11.56	11.72

Date Time	K-Plant						
	K-Plant Intake #1 °C	K-Plant Intake #2 °C	EMD Plant Intake °C	Cat Plant Intake °C	Discharge °C	EMD Plant Discharge °C	Cat Plant Discharge °C
9/22/2019 23:30	11.49	11.48	11.48	11.52	11.65	11.57	11.7
9/22/2019 23:45	11.48	11.48	11.51	11.47	11.63	11.59	11.67
9/23/2019 0:00	11.48	11.47	11.49	11.48	11.63	11.58	11.64
9/23/2019 0:15	11.47	11.47	11.48	11.52	11.64	11.58	11.64
9/23/2019 0:30	11.46	11.46	11.5	11.54	11.65	11.6	11.66
9/23/2019 0:45	11.46	11.46	11.55	11.56	11.65	11.63	11.67
9/23/2019 1:00	11.46	11.45	11.57	11.56	11.66	11.63	11.68
9/23/2019 1:15	11.47	11.45	11.58	11.56	11.66	11.65	11.68
9/23/2019 1:30	11.47	11.45	11.58	11.55	11.67	11.64	11.68
9/23/2019 1:45	11.47	11.44	11.56	11.56	11.67	11.64	11.68
9/23/2019 2:00	11.47	11.44	11.57	11.57	11.67	11.63	11.69
9/23/2019 2:15	11.49	11.45	11.57	11.57	11.67	11.64	11.69
9/23/2019 2:30	11.51	11.47	11.58	11.57	11.67	11.64	11.69
9/23/2019 2:45	11.52	11.49	11.58	11.57	11.67	11.65	11.69
9/23/2019 3:00	11.53	11.5	11.58	11.57	11.67	11.65	11.69
9/23/2019 3:15	11.53	11.51	11.59	11.57	11.66	11.66	11.69
9/23/2019 3:30	11.52	11.51	11.58	11.56	11.67	11.65	11.69
9/23/2019 3:45	11.52	11.51	11.58	11.56	11.67	11.64	11.69
9/23/2019 4:00	11.52	11.51	11.57	11.54	11.67	11.64	11.68
9/23/2019 4:15	11.52	11.51	11.56	11.53	11.66	11.63	11.67
9/23/2019 4:30	11.51	11.51	11.55	11.52	11.65	11.62	11.67
9/23/2019 4:45	11.5	11.51	11.55	11.51	11.65	11.62	11.66
9/23/2019 5:00	11.51	11.5	11.54	11.5	11.64	11.61	11.65
9/23/2019 5:15	11.51	11.5	11.54	11.5	11.64	11.6	11.64
9/23/2019 5:30	11.5	11.5	11.53	11.5	11.63	11.6	11.64
9/23/2019 5:45	11.5	11.5	11.54	11.51	11.63	11.6	11.63
9/23/2019 6:00	11.49	11.5	11.54	11.5	11.62	11.6	11.64
9/23/2019 6:15	11.48	11.5	11.53	11.5	11.61	11.59	11.63
9/23/2019 6:30	11.48	11.49	11.52	11.5	11.61	11.59	11.63
9/23/2019 6:45	11.48	11.48	11.51	11.48	11.6	11.58	11.63
9/23/2019 7:00	11.47	11.48	11.5	11.48	11.6	11.57	11.62
9/23/2019 7:15	11.47	11.48	11.51	11.48	11.6	11.58	11.61
9/23/2019 7:30	11.46	11.47	11.51	11.47	11.59	11.58	11.61
9/23/2019 7:45	11.46	11.47	11.51	11.47	11.58	11.58	11.61
9/23/2019 8:00	11.46	11.46	11.51	11.46	11.58	11.58	11.6
9/23/2019 8:15	11.46	11.46	11.5	11.46	11.58	11.56	11.6
9/23/2019 8:30	11.46	11.46	11.49	11.45	11.58	11.56	11.59
9/23/2019 8:45	11.45	11.45	11.5	11.44	11.58	11.56	11.58
9/23/2019 9:00	11.44	11.45	11.49	11.44	11.57	11.55	11.58
9/23/2019 9:15	11.44	11.44	11.48	11.43	11.57	11.54	11.58
9/23/2019 9:30	11.44	11.44	11.48	11.42	11.56	11.54	11.57
9/23/2019 9:45	11.43	11.43	11.47	11.42	11.56	11.54	11.56
9/23/2019 10:00	11.43	11.43	11.46	11.4	11.55	11.53	11.55
9/23/2019 10:15	11.42	11.42	11.45	11.4	11.55	11.52	11.54

Date Time	K-Plant						
	K-Plant Intake #1 °C	K-Plant Intake #2 °C	EMD Plant Intake °C	Cat Plant Intake °C	K-Plant Discharge °C	EMD Plant Discharge °C	Cat Plant Discharge °C
9/23/2019 10:30	11.42	11.41	11.44	11.39	11.55	11.51	11.54
9/23/2019 10:45	11.41	11.41	11.44	11.39	11.54	11.51	11.53
9/23/2019 11:00	11.4	11.4	11.44	11.39	11.54	11.5	11.53
9/23/2019 11:15	11.4	11.4	11.43	11.38	11.53	11.5	11.52
9/23/2019 11:30	11.39	11.4	11.42	11.38	11.52	11.5	11.52
9/23/2019 11:45	11.39	11.39	11.43	11.38	11.52	11.49	11.51
9/23/2019 12:00	11.38	11.39	11.43	11.38	11.52	11.49	11.51
9/23/2019 12:15	11.38	11.38	11.43	11.38	11.52	11.49	11.51
9/23/2019 12:30	11.38	11.38	11.43	11.38	11.51	11.49	11.51
9/23/2019 12:45	11.38	11.38	11.43	11.38	11.51	11.49	11.51
9/23/2019 13:00	11.39	11.38	11.43	11.38	11.51	11.49	11.51
9/23/2019 13:15	11.39	11.39	11.43	11.38	11.51	11.5	11.51
9/23/2019 13:30	11.39	11.39	11.43	11.38	11.52	11.49	11.51
9/23/2019 13:45	11.39	11.39	11.42	11.38	11.52	11.49	11.51
9/23/2019 14:00	11.39	11.39	11.42	11.37	11.52	11.48	11.51
9/23/2019 14:15	11.38	11.39	11.42	11.38	11.51	11.48	11.51
9/23/2019 14:30	11.38	11.39	11.43	11.38	11.51	11.49	11.51
9/23/2019 14:45	11.38	11.38	11.42	11.38	11.51	11.48	11.51
9/23/2019 15:00	11.38	11.34	11.42	11.38	11.51	11.49	11.51
9/23/2019 15:15	11.38	11.36	11.42	11.39	11.52	11.49	11.51
9/23/2019 15:30	11.38	11.36	11.43	11.39	11.52	11.5	11.51
9/23/2019 15:45	11.38	11.36	11.43	11.39	11.53	11.5	11.51
9/23/2019 16:00	11.38	11.36	11.44	11.39	11.52	11.5	11.52
9/23/2019 16:15	11.38	11.36	11.44	11.4	11.52	11.5	11.52
9/23/2019 16:30	11.38	11.37	11.44	11.41	11.53	11.5	11.52
9/23/2019 16:45	11.38	11.37	11.44	11.41	11.54	11.51	11.53
9/23/2019 17:00	11.39	11.37	11.44	11.41	11.54	11.5	11.53
9/23/2019 17:15	11.4	11.37	11.45	11.42	11.54	11.51	11.54
9/23/2019 17:30	11.39	11.37	11.45	11.42	11.54	11.52	11.54
9/23/2019 17:45	11.39	11.38	11.47	11.42	11.54	11.53	11.54
9/23/2019 18:00	11.4	11.38	11.47	11.42	11.54	11.54	11.54
9/23/2019 18:15	11.41	11.38	11.47	11.42	11.55	11.54	11.54
9/23/2019 18:30	11.42	11.4	11.47	11.43	11.55	11.54	11.54
9/23/2019 18:45	11.42	11.4	11.46	11.43	11.55	11.53	11.55
9/23/2019 19:00	11.42	11.41	11.47	11.43	11.55	11.53	11.55
9/23/2019 19:15	11.43	11.42	11.46	11.43	11.55	11.53	11.55
9/23/2019 19:30	11.43	11.42	11.45	11.43	11.54	11.52	11.55
9/23/2019 19:45	11.4	11.42	11.43	11.43	11.54	11.5	11.55
9/23/2019 20:00	11.4	11.41	11.43	11.43	11.53	11.5	11.55
9/23/2019 20:15	11.39	11.4	11.43	11.42	11.52	11.5	11.55
9/23/2019 20:30	11.39	11.39	11.43	11.41	11.52	11.5	11.55
9/23/2019 20:45	11.38	11.38	11.41	11.39	11.51	11.48	11.54
9/23/2019 21:00	11.37	11.38	11.4	11.36	11.51	11.47	11.53
9/23/2019 21:15	11.37	11.37	11.39	11.35	11.5	11.46	11.51

Date Time	K-Plant						
	K-Plant Intake #1 °C	K-Plant Intake #2 °C	EMD Plant Intake °C	Cat Plant Intake °C	Discharge °C	EMD Plant Discharge °C	Cat Plant Discharge °C
9/23/2019 21:30	11.37	11.37	11.39	11.35	11.49	11.46	11.5
9/23/2019 21:45	11.36	11.37	11.37	11.34	11.48	11.44	11.49
9/23/2019 22:00	11.35	11.36	11.37	11.33	11.47	11.44	11.48
9/23/2019 22:15	11.34	11.35	11.36	11.32	11.46	11.42	11.47
9/23/2019 22:30	11.33	11.34	11.36	11.32	11.45	11.42	11.46
9/23/2019 22:45	11.32	11.33	11.35	11.29	11.44	11.41	11.46
9/23/2019 23:00	11.31	11.32	11.35	11.29	11.43	11.41	11.44
9/23/2019 23:15	11.3	11.32	11.34	11.28	11.42	11.4	11.43
9/23/2019 23:30	11.29	11.31	11.33	11.28	11.41	11.39	11.43
9/23/2019 23:45	11.29	11.3	11.31	11.28	11.4	11.38	11.42
9/24/2019 0:00	11.28	11.29	11.31	11.28	11.4	11.37	11.42
9/24/2019 0:15	11.27	11.29	11.3	11.27	11.39	11.36	11.41
9/24/2019 0:30	11.27	11.28	11.3	11.26	11.38	11.37	11.4
9/24/2019 0:45	11.26	11.26	11.28	11.24	11.37	11.35	11.39
9/24/2019 1:00	11.25	11.26	11.28	11.25	11.36	11.34	11.38
9/24/2019 1:15	11.25	11.25	11.27	11.24	11.36	11.34	11.38
9/24/2019 1:30	11.25	11.25	11.26	11.23	11.35	11.32	11.37
9/24/2019 1:45	11.24	11.25	11.25	11.22	11.34	11.31	11.37
9/24/2019 2:00	11.22	11.24	11.25	11.21	11.33	11.3	11.36
9/24/2019 2:15	11.21	11.24	11.22	11.2	11.33	11.29	11.34
9/24/2019 2:30	11.21	11.23	11.24	11.19	11.31	11.3	11.34
9/24/2019 2:45	11.2	11.21	11.22	11.19	11.31	11.28	11.33
9/24/2019 3:00	11.19	11.2	11.21	11.18	11.3	11.28	11.32
9/24/2019 3:15	11.19	11.2	11.2	11.16	11.29	11.27	11.31
9/24/2019 3:30	11.18	11.19	11.2	11.15	11.28	11.26	11.29
9/24/2019 3:45	11.16	11.18	11.18	11.13	11.27	11.25	11.29
9/24/2019 4:00	11.16	11.17	11.18	11.13	11.26	11.24	11.28
9/24/2019 4:15	11.15	11.16	11.16	11.13	11.26	11.22	11.27
9/24/2019 4:30	11.13	11.15	11.15	11.11	11.24	11.21	11.26
9/24/2019 4:45	11.13	11.15	11.14	11.1	11.24	11.2	11.25
9/24/2019 5:00	11.12	11.14	11.13	11.1	11.23	11.2	11.24
9/24/2019 5:15	11.11	11.12	11.14	11.08	11.22	11.19	11.23
9/24/2019 5:30	11.1	11.11	11.12	11.07	11.21	11.2	11.22
9/24/2019 5:45	11.09	11.11	11.12	11.07	11.2	11.18	11.21
9/24/2019 6:00	11.08	11.1	11.09	11.06	11.19	11.16	11.2
9/24/2019 6:15	11.08	11.09	11.09	11.03	11.18	11.15	11.19
9/24/2019 6:30	11.07	11.08	11.09	11.03	11.16	11.16	11.18
9/24/2019 6:45	11.04	11.06	11.08	11.02	11.16	11.14	11.17
9/24/2019 7:00	11.04	11.05	11.08	11	11.14	11.13	11.16
9/24/2019 7:15	11.03	11.04	11.06	10.98	11.13	11.13	11.14
9/24/2019 7:30	11.03	11.03	11.04	10.97	11.12	11.11	11.13
9/24/2019 7:45	11.02	11.03	11.03	10.97	11.11	11.1	11.12
9/24/2019 8:00	11	11.02	11.03	10.96	11.1	11.1	11.11
9/24/2019 8:15	11	11.01	11.02	10.94	11.09	11.08	11.1

Date Time	K-Plant						
	K-Plant Intake #1 °C	K-Plant Intake #2 °C	EMD Plant Intake °C	Cat Plant Intake °C	Discharge °C	EMD Plant Discharge °C	Cat Plant Discharge °C
9/24/2019 8:30	10.99	11	11.01	10.94	11.08	11.07	11.09
9/24/2019 8:45	10.98	10.99	11	10.92	11.07	11.06	11.08
9/24/2019 9:00	10.97	10.98	10.98	10.91	11.07	11.05	11.07
9/24/2019 9:15	10.97	10.97	10.98	10.91	11.06	11.04	11.06
9/24/2019 9:30	10.95	10.97	10.97	10.91	11.06	11.03	11.05
9/24/2019 9:45	10.94	10.95	10.95	10.91	11.05	11.03	11.04
9/24/2019 10:00	10.94	10.94	10.96	10.9	11.05	11.03	11.05
9/24/2019 10:15	10.93	10.93	10.95	10.9	11.04	11.02	11.04
9/24/2019 10:30	10.91	10.91	10.95	10.89	11.04	11.02	11.04
9/24/2019 10:45	10.91	10.91	10.94	10.88	11.04	11.01	11.03
9/24/2019 11:00	10.91	10.9	10.94	10.88	11.04	11.01	11.02
9/24/2019 11:15	10.89	10.89	10.92	10.88	11.04	11	11.02
9/24/2019 11:30	10.9	10.89	10.93	10.89	11.04	11.01	11.01
9/24/2019 11:45	10.89	10.89	10.91	10.88	11.04	10.99	11.02
9/24/2019 12:00	10.9	10.88	10.92	10.9	11.04	10.99	11.01
9/24/2019 12:15	10.9	10.88	10.92	10.89	11.05	11	11.02
9/24/2019 12:30	10.91	10.89	10.93	10.9	11.06	11	11.02
9/24/2019 12:45	10.91	10.89	10.94	10.9	11.07	11	11.03
9/24/2019 13:00	10.9	10.89	10.93	10.91	11.06	13.02	11.03
9/24/2019 13:15	10.9	10.89	10.94	10.9	11.07	14.66	11.03
9/24/2019 13:30	10.91	10.89	10.94	10.92	11.07	14.85	11.03
9/24/2019 13:45	10.91	10.9	10.95	10.94	11.07	14.91	11.04
9/24/2019 14:00	10.92	10.91	10.97	10.96	11.07	14.93	11.06
9/24/2019 14:15	10.93	10.92	10.98	10.97	11.08	14.83	11.07
9/24/2019 14:30	10.94	10.92	10.98	10.97	11.09	14.9	11.08
9/24/2019 14:45	10.94	10.94	10.99	10.97	11.09	14.89	11.09
9/24/2019 15:00	10.95	10.94	11	10.98	11.09	14.9	11.11
9/24/2019 15:15	10.94	10.93	11	10.99	11.09	14.87	11.14
9/24/2019 15:30	10.95	10.94	11.01	10.99	11.09	14.92	11.15
9/24/2019 15:45	10.96	10.94	11.02	10.99	11.09	14.94	11.17
9/24/2019 16:00	10.97	10.95	11.04	10.99	11.1	14.97	11.18
9/24/2019 16:15	10.97	10.96	11.04	11	11.1	14.97	11.19
9/24/2019 16:30	10.98	10.97	11.06	11.01	11.11	15.14	11.2
9/24/2019 16:45	10.99	10.98	11.05	11.01	11.12	15.28	11.21
9/24/2019 17:00	11	10.98	11.07	11.02	11.12	15.3	11.21
9/24/2019 17:15	11	10.99	11.06	11.01	11.13	15.31	11.21
9/24/2019 17:30	11	11	11.06	11.02	11.13	15.34	11.22
9/24/2019 17:45	11.01	11	11.06	11.02	11.13	15.34	11.22
9/24/2019 18:00	11.01	11.01	11.07	11.03	11.13	15.33	11.23
9/24/2019 18:15	11.02	11.01	11.07	11.03	11.13	14.98	11.23
9/24/2019 18:30	11.02	11.02	11.07	11.02	11.13	14.73	11.23
9/24/2019 18:45	11.02	11.02	11.07	11.02	11.12	14.71	11.23
9/24/2019 19:00	11.02	11.02	11.07	11.02	11.12	14.68	11.23
9/24/2019 19:15	11.02	11.02	11.08	11.02	11.12	14.71	11.23

Date Time	K-Plant						
	K-Plant Intake #1 °C	K-Plant Intake #2 °C	EMD Plant Intake °C	Cat Plant Intake °C	Discharge °C	EMD Plant Discharge °C	Cat Plant Discharge °C
9/24/2019 19:30	11.02	11.01	11.08	11.02	11.13	14.71	11.23
9/24/2019 19:45	11.02	11.01	11.08	11.02	11.13	14.72	11.23
9/24/2019 20:00	11.02	11.01	11.07	11	11.13	14.69	11.22
9/24/2019 20:15	11.02	11.01	11.04	11.02	11.13	14.65	11.22
9/24/2019 20:30	11.01	11.01	11.06	11.01	11.12	14.66	11.22
9/24/2019 20:45	11.01	11.01	11.06	11	11.12	14.65	11.22
9/24/2019 21:00	11.01	11.01	11.04	11	11.12	14.62	11.21
9/24/2019 21:15	11	11	11.05	10.99	11.12	14.65	11.2
9/24/2019 21:30	11	11	11.04	10.99	11.12	14.66	11.2
9/24/2019 21:45	10.99	11	11.04	10.99	11.11	14.67	11.2
9/24/2019 22:00	10.99	11	11.04	10.99	11.11	14.31	11.2
9/24/2019 22:15	11	11.01	11.03	10.99	11.1	13.08	11.19
9/24/2019 22:30	10.99	11	11.01	10.98	11.1	11.65	11.19
9/24/2019 22:45	10.99	11	11.01	10.98	11.1	11.12	11.19
9/24/2019 23:00	10.98	11	11.01	10.98	11.1	11.1	11.18
9/24/2019 23:15	10.98	10.99	10.99	10.96	11.09	11.09	11.17
9/24/2019 23:30	10.98	10.98	11.01	10.95	11.08	11.1	11.16
9/24/2019 23:45	10.96	10.97	10.99	10.95	11.08	11.09	11.14
9/25/2019 0:00	10.96	10.97	10.98	10.95	11.07	11.07	11.13
9/25/2019 0:15	10.95	10.96	10.97	10.95	11.06	11.06	11.13
9/25/2019 0:30	10.94	10.95	10.97	10.94	11.05	11.05	11.13
9/25/2019 0:45	10.93	10.94	10.97	10.91	11.04	11.05	11.12
9/25/2019 1:00	10.92	10.93	10.96	10.92	11.04	11.04	11.11
9/25/2019 1:15	10.92	10.92	10.94	10.92	11.03	11.03	11.11
9/25/2019 1:30	10.91	10.91	10.93	10.91	11.03	11.01	11.1
9/25/2019 1:45	10.91	10.91	10.94	10.91	11.02	11.02	11.1
9/25/2019 2:00	10.9	10.91	10.92	10.89	11.01	11.01	11.09
9/25/2019 2:15	10.89	10.9	10.91	10.89	11	10.99	11.08
9/25/2019 2:30	10.89	10.89	10.91	10.88	11	10.99	11.08
9/25/2019 2:45	10.89	10.89	10.9	10.88	10.99	10.98	11.07
9/25/2019 3:00	10.88	10.89	10.89	10.87	10.98	10.97	11.06
9/25/2019 3:15	10.87	10.88	10.88	10.85	10.97	10.95	11.05
9/25/2019 3:30	10.86	10.88	10.88	10.84	10.96	10.95	11.03
9/25/2019 3:45	10.85	10.87	10.87	10.83	10.95	10.94	11.03
9/25/2019 4:00	10.84	10.84	10.86	10.82	10.94	10.94	11.02
9/25/2019 4:15	10.83	10.82	10.86	10.82	10.94	10.93	11.01
9/25/2019 4:30	10.83	10.83	10.85	10.8	10.93	10.92	11
9/25/2019 4:45	10.81	10.82	10.84	10.8	10.92	10.91	11
9/25/2019 5:00	10.8	10.81	10.83	10.77	10.91	10.9	10.99
9/25/2019 5:15	10.8	10.8	10.82	10.75	10.89	10.89	10.97
9/25/2019 5:30	10.79	10.8	10.81	10.75	10.89	10.89	10.95
9/25/2019 5:45	10.78	10.79	10.8	10.73	10.88	10.87	10.94
9/25/2019 6:00	10.77	10.78	10.79	10.72	10.88	10.86	10.93
9/25/2019 6:15	10.77	10.77	10.78	10.71	10.87	10.85	10.92

Date Time	K-Plant						
	K-Plant Intake #1 °C	K-Plant Intake #2 °C	EMD Plant Intake °C	Cat Plant Intake °C	K-Plant Discharge °C	EMD Plant Discharge °C	Cat Plant Discharge °C
9/25/2019 6:30	10.76	10.76	10.77	10.69	10.86	12.31	10.9
9/25/2019 6:45	10.74	10.75	10.76	10.68	10.85	13.13	10.89
9/25/2019 7:00	10.74	10.74	10.75	10.67	10.84	14.82	10.87
9/25/2019 7:15	10.73	10.72	10.73	10.67	10.83	14.32	10.87
9/25/2019 7:30	10.7	10.73	10.72	10.67	10.83	14.78	10.88
9/25/2019 7:45	10.72	10.72	10.71	10.65	10.82	14.85	10.87
9/25/2019 8:00	10.7	10.71	10.69	10.63	10.82	14.87	10.87
9/25/2019 8:15	10.69	10.7	10.69	10.62	10.81	14.85	10.85
9/25/2019 8:30	10.68	10.69	10.7	10.61	10.81	14.9	10.84
9/25/2019 8:45	10.69	10.68	10.69	10.65	10.8	14.64	10.83
9/25/2019 9:00	10.69	10.68	10.67	10.62	10.8	14.78	10.84
9/25/2019 9:15	10.69	10.67	10.68	10.66	10.79	14.73	10.84
9/25/2019 9:30	10.68	10.67	10.68	10.64	10.79	14.73	10.85
9/25/2019 9:45	10.67	10.67	10.68	10.65	10.78	14.75	10.86
9/25/2019 10:00	10.67	10.67	10.68	10.61	10.78	14.74	10.85
9/25/2019 10:15	10.65	10.65	10.68	10.6	10.77	14.78	10.83
9/25/2019 10:30	10.64	10.65	10.66	10.61	10.77	14.78	10.82
9/25/2019 10:45	10.64	10.64	10.64	10.62	10.76	14.76	10.81
9/25/2019 11:00	10.65	10.63	10.65	10.6	10.76	14.38	10.82
9/25/2019 11:15	10.64	10.64	10.64	10.59	10.76	14.35	10.81
9/25/2019 11:30	10.62	10.61	10.64	10.57	10.75	14.78	10.81
9/25/2019 11:45	10.62	10.61	10.63	10.6	10.76	14.82	10.82
9/25/2019 12:00	10.62	10.6	10.65	10.6	10.76	14.88	10.83
9/25/2019 12:15	10.62	10.6	10.66	10.61	10.77	14.85	10.84
9/25/2019 12:30	10.63	10.61	10.66	10.64	10.77	14.87	10.86
9/25/2019 12:45	10.62	10.61	10.67	10.64	10.77	14.88	10.87
9/25/2019 13:00	10.63	10.61	10.67	10.65	10.78	14.87	10.88
9/25/2019 13:15	10.62	10.61	10.68	10.64	10.78	14.88	10.89
9/25/2019 13:30	10.63	10.62	10.68	10.63	10.78	14.87	10.88
9/25/2019 13:45	10.63	10.62	10.67	10.63	10.78	14.86	10.88
9/25/2019 14:00	10.63	10.62	10.67	10.64	10.78	14.86	10.88
9/25/2019 14:15	10.63	10.63	10.67	10.64	10.78	14.87	10.89
9/25/2019 14:30	10.64	10.63	10.68	10.65	10.77	14.87	10.89
9/25/2019 14:45	10.63	10.63	10.69	10.65	10.78	14.88	10.89
9/25/2019 15:00	10.64	10.64	10.69	10.66	10.78	14.38	10.9
9/25/2019 15:15	10.64	10.64	10.69	10.66	10.78	14.4	10.91
9/25/2019 15:30	10.65	10.64	10.69	10.66	10.79	14.36	10.91
9/25/2019 15:45	10.65	10.65	10.69	10.66	10.79	14.36	10.91
9/25/2019 16:00	10.66	10.65	10.7	10.66	10.78	14.37	10.91
9/25/2019 16:15	10.66	10.65	10.7	10.66	10.78	14.37	10.91
9/25/2019 16:30	10.66	10.65	10.7	10.66	10.78	14.36	10.91
9/25/2019 16:45	10.66	10.65	10.7	10.66	10.78	14.37	10.91
9/25/2019 17:00	10.66	10.66	10.7	10.66	10.79	14.41	10.91
9/25/2019 17:15	10.67	10.66	10.71	10.66	10.79	14.87	10.92

Date Time	K-Plant						
	K-Plant Intake #1 °C	K-Plant Intake #2 °C	EMD Plant Intake °C	Cat Plant Intake °C	K-Plant Discharge °C	EMD Plant Discharge °C	Cat Plant Discharge °C
9/25/2019 17:30	10.67	10.66	10.71	10.66	10.79	14.98	10.92
9/25/2019 17:45	10.67	10.66	10.71	10.66	10.8	15.02	10.92
9/25/2019 18:00	10.67	10.67	10.71	10.66	10.8	15.03	10.92
9/25/2019 18:15	10.67	10.67	10.71	10.66	10.8	14.49	10.92
9/25/2019 18:30	10.67	10.67	10.71	10.65	10.79	14.43	10.92
9/25/2019 18:45	10.67	10.67	10.71	10.64	10.79	14.45	10.92
9/25/2019 19:00	10.68	10.68	10.71	10.66	10.78	14.39	10.91
9/25/2019 19:15	10.68	10.68	10.71	10.65	10.78	14.36	10.91
9/25/2019 19:30	10.67	10.69	10.71	10.66	10.77	14.35	10.91
9/25/2019 19:45	10.67	10.68	10.71	10.66	10.76	14.35	10.91
9/25/2019 20:00	10.66	10.67	10.7	10.65	10.76	14.31	10.91
9/25/2019 20:15	10.65	10.67	10.7	10.65	10.76	14.31	10.9
9/25/2019 20:30	10.65	10.67	10.7	10.65	10.76	14.28	10.9
9/25/2019 20:45	10.65	10.67	10.7	10.65	10.76	14.3	10.9
9/25/2019 21:00	10.65	10.65	10.7	10.64	10.76	14.3	10.9
9/25/2019 21:15	10.65	10.65	10.7	10.64	10.77	14.3	10.9
9/25/2019 21:30	10.64	10.65	10.69	10.64	10.77	14.29	10.89
9/25/2019 21:45	10.65	10.64	10.69	10.64	10.77	14.34	10.89
9/25/2019 22:00	10.65	10.64	10.69	10.63	10.77	14.28	10.89
9/25/2019 22:15	10.64	10.63	10.68	10.63	10.76	14.27	10.88
9/25/2019 22:30	10.64	10.64	10.68	10.64	10.76	13.79	10.88
9/25/2019 22:45	10.64	10.64	10.68	10.62	10.76	13.34	10.88
9/25/2019 23:00	10.63	10.64	10.68	10.61	10.75	11.3	10.87
9/25/2019 23:15	10.62	10.64	10.66	10.61	10.75	10.78	10.86
9/25/2019 23:30	10.63	10.64	10.66	10.61	10.74	10.75	10.85
9/25/2019 23:45	10.63	10.64	10.67	10.6	10.74	10.75	10.85
9/26/2019 0:00	10.62	10.64	10.64	10.6	10.72	10.73	10.84
9/26/2019 0:15	10.6	10.63	10.65	10.58	10.72	10.73	10.84
9/26/2019 0:30	10.62	10.62	10.64	10.59	10.71	10.73	10.83
9/26/2019 0:45	10.61	10.62	10.63	10.58	10.7	10.72	10.82
9/26/2019 1:00	10.61	10.6	10.63	10.57	10.68	10.71	10.82
9/26/2019 1:15	10.59	10.6	10.61	10.57	10.67	10.7	10.81
9/26/2019 1:30	10.59	10.59	10.6	10.55	10.67	10.69	10.8
9/26/2019 1:45	10.59	10.59	10.6	10.54	10.67	10.68	10.79
9/26/2019 2:00	10.59	10.58	10.59	10.53	10.67	10.67	10.78
9/26/2019 2:15	10.58	10.57	10.57	10.52	10.66	10.65	10.77
9/26/2019 2:30	10.57	10.56	10.56	10.51	10.66	10.64	10.76
9/26/2019 2:45	10.55	10.54	10.56	10.5	10.66	10.64	10.75
9/26/2019 3:00	10.53	10.54	10.55	10.49	10.66	10.63	10.74
9/26/2019 3:15	10.54	10.54	10.55	10.48	10.65	10.63	10.73
9/26/2019 3:30	10.53	10.55	10.53	10.46	10.63	10.61	10.73
9/26/2019 3:45	10.52	10.54	10.52	10.45	10.63	10.59	10.71
9/26/2019 4:00	10.52	10.52	10.5	10.46	10.62	10.58	10.7
9/26/2019 4:15	10.52	10.51	10.5	10.45	10.61	10.58	10.69



Date Time	K-Plant						
	K-Plant Intake #1 °C	K-Plant Intake #2 °C	EMD Plant Intake °C	Cat Plant Intake °C	K-Plant Discharge °C	EMD Plant Discharge °C	Cat Plant Discharge °C
9/26/2019 4:30	10.51	10.51	10.49	10.44	10.61	10.57	10.69
9/26/2019 4:45	10.49	10.48	10.49	10.43	10.61	10.56	10.68
9/26/2019 5:00	10.48	10.48	10.48	10.42	10.6	10.55	10.67
9/26/2019 5:15	10.47	10.48	10.48	10.41	10.6	10.54	10.66
9/26/2019 5:30	10.48	10.48	10.47	10.41	10.59	10.53	10.65
9/26/2019 5:45	10.48	10.47	10.46	10.4	10.59	10.53	10.65
9/26/2019 6:00	10.47	10.46	10.46	10.39	10.58	10.52	10.64
9/26/2019 6:15	10.47	10.47	10.44	10.38	10.58	10.7	10.63
9/26/2019 6:30	10.47	10.47	10.41	10.37	10.57	12.53	10.62
9/26/2019 6:45	10.46	10.47	10.41	10.36	10.56	14.39	10.61
9/26/2019 7:00	10.46	10.47	10.41	10.35	10.56	14.55	10.61
9/26/2019 7:15	10.44	10.46	10.4	10.35	10.55	14.53	10.61
9/26/2019 7:30	10.43	10.44	10.39	10.34	10.55	14.51	10.61
9/26/2019 7:45	10.42	10.41	10.38	10.33	10.54	14.56	10.6
9/26/2019 8:00	10.43	10.42	10.37	10.3	10.53	14.58	10.58
9/26/2019 8:15	10.41	10.42	10.36	10.3	10.52	14.58	10.57
9/26/2019 8:30	10.42	10.41	10.35	10.28	10.51	14.58	10.56
9/26/2019 8:45	10.41	10.39	10.35	10.27	10.51	14.58	10.55
9/26/2019 9:00	10.38	10.39	10.33	10.26	10.51	14.59	10.53
9/26/2019 9:15	10.39	10.39	10.34	10.25	10.5	14.58	10.52
9/26/2019 9:30	10.38	10.38	10.31	10.26	10.5	14.57	10.52
9/26/2019 9:45	10.37	10.38	10.33	10.29	10.49	14.59	10.53
9/26/2019 10:00	10.38	10.37	10.34	10.27	10.49	14.71	10.53
9/26/2019 10:15	10.38	10.37	10.31	10.3	10.49	14.63	10.53
9/26/2019 10:30	10.37	10.35	10.34	10.32	10.48	14.62	10.55
9/26/2019 10:45	10.36	10.34	10.33	10.33	10.48	14.65	10.55
9/26/2019 11:00	10.35	10.32	10.32	10.33	10.48	14.64	10.56
9/26/2019 11:15	10.33	10.3	10.3	10.32	10.48	14.64	10.57
9/26/2019 11:30	10.32	10.29	10.31	10.31	10.47	14.64	10.57
9/26/2019 11:45	10.3	10.28	10.3	10.31	10.47	14.56	10.57
9/26/2019 12:00	10.29	10.28	10.29	10.3	10.47	14.65	10.57
9/26/2019 12:15	10.28	10.28	10.3	10.29	10.48	14.63	10.56
9/26/2019 12:30	10.28	10.27	10.31	10.28	10.49	14.63	10.55
9/26/2019 12:45	10.28	10.26	10.31	10.27	10.49	14.64	10.55
9/26/2019 13:00	10.27	10.26	10.3	10.27	10.49	14.67	10.54
9/26/2019 13:15	10.28	10.26	10.29	10.27	10.48	14.65	10.53
9/26/2019 13:30	10.28	10.26	10.29	10.26	10.48	14.66	10.53
9/26/2019 13:45	10.28	10.27	10.29	10.27	10.47	14.67	10.53
9/26/2019 14:00	10.29	10.27	10.29	10.27	10.47	14.66	10.53
9/26/2019 14:15	10.3	10.27	10.3	10.29	10.46	14.7	10.53
9/26/2019 14:30	10.29	10.27	10.3	10.28	10.46	14.69	10.54
9/26/2019 14:45	10.29	10.29	10.3	10.29	10.45	14.67	10.54
9/26/2019 15:00	10.29	10.29	10.3	10.32	10.45	14.65	10.54
9/26/2019 15:15	10.29	10.29	10.3	10.3	10.44	14.65	10.55

Date Time	K-Plant						
	K-Plant Intake #1 °C	K-Plant Intake #2 °C	EMD Plant Intake °C	Cat Plant Intake °C	K-Plant Discharge °C	EMD Plant Discharge °C	Cat Plant Discharge °C
9/26/2019 15:30	10.29	10.29	10.31	10.3	10.43	14.67	10.55
9/26/2019 15:45	10.29	10.28	10.31	10.31	10.43	14.66	10.56
9/26/2019 16:00	10.29	10.29	10.31	10.31	10.43	14.66	10.57
9/26/2019 16:15	10.3	10.29	10.34	10.32	10.44	14.66	10.57
9/26/2019 16:30	10.3	10.29	10.35	10.31	10.44	14.65	10.57
9/26/2019 16:45	10.3	10.29	10.35	10.31	10.44	14.63	10.57
9/26/2019 17:00	10.3	10.29	10.33	10.31	10.44	14.6	10.56
9/26/2019 17:15	10.3	10.3	10.32	10.31	10.44	14.68	10.57
9/26/2019 17:30	10.3	10.29	10.32	10.31	10.43	14.65	10.56
9/26/2019 17:45	10.3	10.29	10.34	10.29	10.43	14.66	10.56
9/26/2019 18:00	10.3	10.29	10.32	10.29	10.43	14.67	10.56
9/26/2019 18:15	10.3	10.29	10.33	10.29	10.43	14.67	10.55
9/26/2019 18:30	10.3	10.29	10.32	10.29	10.42	14.7	10.55
9/26/2019 18:45	10.3	10.29	10.32	10.28	10.42	14.68	10.55
9/26/2019 19:00	10.28	10.29	10.31	10.29	10.41	14.63	10.54
9/26/2019 19:15	10.29	10.29	10.32	10.29	10.4	14.73	10.54
9/26/2019 19:30	10.29	10.29	10.32	10.3	10.39	14.7	10.55
9/26/2019 19:45	10.29	10.29	10.3	10.29	10.39	14.67	10.55
9/26/2019 20:00	10.28	10.28	10.29	10.3	10.39	14.64	10.55
9/26/2019 20:15	10.28	10.28	10.32	10.29	10.38	14.65	10.55
9/26/2019 20:30	10.29	10.28	10.35	10.29	10.38	14.65	10.54
9/26/2019 20:45	10.28	10.28	10.3	10.29	10.38	14.62	10.54
9/26/2019 21:00	10.27	10.28	10.3	10.29	10.37	14.64	10.54
9/26/2019 21:15	10.27	10.28	10.3	10.28	10.37	14.63	10.54
9/26/2019 21:30	10.27	10.28	10.3	10.27	10.36	14.61	10.53
9/26/2019 21:45	10.27	10.27	10.29	10.27	10.36	14.61	10.53
9/26/2019 22:00	10.27	10.27	10.29	10.26	10.35	14.59	10.52
9/26/2019 22:15	10.24	10.26	10.29	10.25	10.35	14.65	10.51
9/26/2019 22:30	10.24	10.26	10.28	10.25	10.34	13.04	10.51
9/26/2019 22:45	10.24	10.25	10.27	10.24	10.33	12.31	10.51
9/26/2019 23:00	10.23	10.25	10.27	10.22	10.33	10.82	10.5
9/26/2019 23:15	10.22	10.25	10.25	10.21	10.33	10.36	10.48
9/26/2019 23:30	10.22	10.24	10.26	10.21	10.33	10.35	10.47
9/26/2019 23:45	10.23	10.24	10.25	10.2	10.32	10.34	10.46
9/27/2019 0:00	10.22	10.22	10.24	10.18	10.32	10.33	10.45
9/27/2019 0:15	10.21	10.21	10.23	10.17	10.32	10.32	10.43
9/27/2019 0:30	10.21	10.2	10.22	10.13	10.31	10.31	10.42
9/27/2019 0:45	10.19	10.19	10.21	10.15	10.31	10.29	10.4
9/27/2019 1:00	10.18	10.19	10.19	10.14	10.31	10.28	10.39
9/27/2019 1:15	10.19	10.18	10.17	10.15	10.31	10.28	10.39
9/27/2019 1:30	10.19	10.17	10.17	10.14	10.3	10.27	10.39
9/27/2019 1:45	10.18	10.17	10.17	10.14	10.29	10.25	10.38
9/27/2019 2:00	10.15	10.15	10.18	10.14	10.29	10.26	10.39
9/27/2019 2:15	10.14	10.13	10.17	10.13	10.27	10.26	10.38

Date Time	K-Plant						
	K-Plant Intake #1 °C	K-Plant Intake #2 °C	EMD Plant Intake °C	Cat Plant Intake °C	Discharge °C	EMD Plant Discharge °C	Cat Plant Discharge °C
9/27/2019 2:30	10.14	10.13	10.17	10.12	10.26	10.25	10.38
9/27/2019 2:45	10.13	10.12	10.16	10.1	10.26	10.25	10.37
9/27/2019 3:00	10.12	10.12	10.16	10.09	10.26	10.24	10.36
9/27/2019 3:15	10.11	10.12	10.15	10.1	10.24	10.23	10.35
9/27/2019 3:30	10.11	10.13	10.14	10.09	10.24	10.22	10.34
9/27/2019 3:45	10.12	10.13	10.13	10.08	10.23	10.21	10.34
9/27/2019 4:00	10.12	10.12	10.12	10.06	10.22	10.21	10.32
9/27/2019 4:15	10.11	10.1	10.12	10.05	10.21	10.19	10.31
9/27/2019 4:30	10.1	10.08	10.11	10.06	10.2	10.18	10.31
9/27/2019 4:45	10.08	10.08	10.09	10.06	10.2	10.18	10.31
9/27/2019 5:00	10.07	10.08	10.1	10.04	10.19	10.16	10.3
9/27/2019 5:15	10.07	10.06	10.09	10.03	10.19	10.16	10.29
9/27/2019 5:30	10.07	10.06	10.08	10.02	10.18	10.16	10.28
9/27/2019 5:45	10.05	10.06	10.07	10.01	10.17	10.15	10.28
9/27/2019 6:00	10.05	10.06	10.08	10	10.15	10.63	10.26
9/27/2019 6:15	10.05	10.06	10.07	10	10.14	12.04	10.25
9/27/2019 6:30	10.05	10.05	10.05	9.99	10.14	12.56	10.25
9/27/2019 6:45	10.05	10.05	10.04	9.97	10.13	13.99	10.24
9/27/2019 7:00	10.04	10.04	10.03	9.95	10.13	14.09	10.23
9/27/2019 7:15	10.03	10.04	10.02	9.94	10.11	14.07	10.22
9/27/2019 7:30	10	10.02	10.02	9.93	10.1	14.08	10.21
9/27/2019 7:45	9.98	10	10	9.92	10.09	14.1	10.2
9/27/2019 8:00	9.99	9.99	9.98	9.91	10.08	14.1	10.19
9/27/2019 8:15	9.99	9.99	9.98	9.9	10.07	14.07	10.19
9/27/2019 8:30	9.96	9.98	9.96	9.88	10.06	14.08	10.18
9/27/2019 8:45	9.94	9.95	9.95	9.88	10.04	14.07	10.16
9/27/2019 9:00	9.92	9.93	9.95	9.88	10.04	14.06	10.16
9/27/2019 9:15	9.92	9.91	9.94	9.87	10.03	14.03	10.15
9/27/2019 9:30	9.91	9.9	9.93	9.86	10.02	14.03	10.14
9/27/2019 9:45	9.89	9.9	9.91	9.84	10.02	14.02	10.13
9/27/2019 10:00	9.89	9.89	9.9	9.81	10.02	13.98	10.11
9/27/2019 10:15	9.88	9.89	9.88	9.82	10.01	13.96	10.1
9/27/2019 10:30	9.87	9.88	9.88	9.8	10	13.97	10.09
9/27/2019 10:45	9.86	9.86	9.85	9.81	9.99	13.91	10.09
9/27/2019 11:00	9.85	9.85	9.87	9.83	9.98	13.88	10.08
9/27/2019 11:15	9.84	9.84	9.84	9.81	9.97	13.91	10.08
9/27/2019 11:30	9.84	9.84	9.83	9.82	9.97	13.88	10.08
9/27/2019 11:45	9.84	9.83	9.83	9.8	9.97	13.9	10.07
9/27/2019 12:00	9.81	9.81	9.83	9.79	9.96	13.89	10.07
9/27/2019 12:15	9.81	9.81	9.84	9.79	9.96	13.94	10.06
9/27/2019 12:30	9.82	9.8	9.85	9.78	9.96	13.92	10.06
9/27/2019 12:45	9.82	9.81	9.83	9.79	9.95	13.9	10.05
9/27/2019 13:00	9.82	9.81	9.82	9.79	9.96	13.9	10.05
9/27/2019 13:15	9.82	9.8	9.82	9.8	9.96	13.95	10.05

Date Time	K-Plant						
	K-Plant Intake #1 °C	K-Plant Intake #2 °C	EMD Plant Intake °C	Cat Plant Intake °C	K-Plant Discharge °C	EMD Plant Discharge °C	Cat Plant Discharge °C
9/27/2019 13:30	9.8	9.8	9.81	9.79	9.96	13.93	10.05
9/27/2019 13:45	9.8	9.8	9.81	9.78	9.95	13.92	10.05
9/27/2019 14:00	9.79	9.79	9.81	9.77	9.94	13.89	10.05
9/27/2019 14:15	9.8	9.78	9.82	9.77	9.94	13.91	10.04
9/27/2019 14:30	9.8	9.78	9.82	9.77	9.94	13.9	10.04
9/27/2019 14:45	9.79	9.79	9.82	9.78	9.94	13.97	10.04
9/27/2019 15:00	9.81	9.79	9.83	9.77	9.95	13.94	10.04
9/27/2019 15:15	9.8	9.8	9.83	9.78	9.95	13.96	10.04
9/27/2019 15:30	9.81	9.8	9.84	9.79	9.96	13.96	10.04
9/27/2019 15:45	9.8	9.8	9.84	9.79	9.96	13.98	10.05
9/27/2019 16:00	9.82	9.81	9.84	9.79	9.96	13.98	10.06
9/27/2019 16:15	9.81	9.81	9.83	9.79	9.95	13.97	10.06
9/27/2019 16:30	9.8	9.8	9.83	9.8	9.95	13.97	10.06
9/27/2019 16:45	9.8	9.8	9.86	9.8	9.95	13.96	10.06
9/27/2019 17:00	9.81	9.81	9.86	9.8	9.94	14	10.06
9/27/2019 17:15	9.83	9.83	9.85	9.8	9.94	14	10.07
9/27/2019 17:30	9.83	9.83	9.84	9.8	9.94	13.99	10.07
9/27/2019 17:45	9.81	9.82	9.84	9.8	9.93	14.02	10.07
9/27/2019 18:00	9.81	9.82	9.83	9.79	9.93	14	10.07
9/27/2019 18:15	9.8	9.81	9.83	9.78	9.92	14.02	10.06
9/27/2019 18:30	9.79	9.79	9.81	9.76	9.92	14.05	10.05
9/27/2019 18:45	9.79	9.79	9.81	9.76	9.92	14.02	10.04
9/27/2019 19:00	9.78	9.79	9.79	9.74	9.91	13.96	10.03
9/27/2019 19:15	9.77	9.78	9.79	9.72	9.9	13.98	10.02
9/27/2019 19:30	9.76	9.77	9.77	9.7	9.89	13.97	10
9/27/2019 19:45	9.74	9.76	9.76	9.68	9.87	13.97	9.98
9/27/2019 20:00	9.73	9.74	9.75	9.68	9.85	13.92	9.97
9/27/2019 20:15	9.72	9.73	9.75	9.68	9.83	13.93	9.97
9/27/2019 20:30	9.7	9.71	9.75	9.68	9.81	13.92	9.96
9/27/2019 20:45	9.69	9.7	9.75	9.66	9.8	13.9	9.95
9/27/2019 21:00	9.69	9.69	9.74	9.65	9.79	13.9	9.94
9/27/2019 21:15	9.69	9.69	9.72	9.66	9.78	13.88	9.93
9/27/2019 21:30	9.68	9.69	9.72	9.64	9.78	13.87	9.93
9/27/2019 21:45	9.68	9.68	9.71	9.64	9.77	13.91	9.92
9/27/2019 22:00	9.68	9.68	9.7	9.65	9.77	13.83	9.92
9/27/2019 22:15	9.67	9.67	9.69	9.64	9.77	13.82	9.92
9/27/2019 22:30	9.67	9.67	9.69	9.64	9.77	13.81	9.91
9/27/2019 22:45	9.66	9.67	9.66	9.61	9.77	13.82	9.9
9/27/2019 23:00	9.66	9.66	9.68	9.65	9.77	13.81	9.89
9/27/2019 23:15	9.65	9.66	9.67	9.63	9.76	12.47	9.9
9/27/2019 23:30	9.65	9.65	9.67	9.63	9.75	10.27	9.89
9/27/2019 23:45	9.65	9.64	9.67	9.61	9.74	9.79	9.89
9/28/2019 0:00	9.64	9.63	9.65	9.6	9.74	9.75	9.88
9/28/2019 0:15	9.63	9.62	9.64	9.57	9.73	9.74	9.86

Date Time	K-Plant						
	K-Plant Intake #1 °C	K-Plant Intake #2 °C	EMD Plant Intake °C	Cat Plant Intake °C	K-Plant Discharge °C	EMD Plant Discharge °C	Cat Plant Discharge °C
9/28/2019 0:30	9.62	9.61	9.64	9.57	9.73	9.74	9.83
9/28/2019 0:45	9.61	9.61	9.64	9.54	9.73	9.73	9.82
9/28/2019 1:00	9.6	9.6	9.63	9.55	9.72	9.71	9.81
9/28/2019 1:15	9.57	9.58	9.61	9.55	9.71	9.71	9.81
9/28/2019 1:30	9.58	9.56	9.59	9.54	9.7	9.69	9.81
9/28/2019 1:45	9.57	9.56	9.58	9.54	9.69	9.68	9.8
9/28/2019 2:00	9.56	9.56	9.58	9.51	9.68	9.67	9.79
9/28/2019 2:15	9.55	9.55	9.56	9.51	9.67	9.66	9.77
9/28/2019 2:30	9.53	9.56	9.55	9.49	9.66	9.64	9.76
9/28/2019 2:45	9.53	9.54	9.53	9.48	9.66	9.62	9.76
9/28/2019 3:00	9.52	9.52	9.52	9.47	9.65	9.62	9.74
9/28/2019 3:15	9.5	9.5	9.52	9.46	9.64	9.61	9.73
9/28/2019 3:30	9.5	9.48	9.5	9.44	9.64	9.59	9.72
9/28/2019 3:45	9.48	9.47	9.51	9.43	9.62	9.59	9.71
9/28/2019 4:00	9.45	9.46	9.49	9.42	9.61	9.58	9.7
9/28/2019 4:15	9.45	9.45	9.5	9.41	9.6	9.57	9.68
9/28/2019 4:30	9.42	9.45	9.48	9.4	9.58	9.56	9.68
9/28/2019 4:45	9.41	9.44	9.47	9.4	9.56	9.55	9.67
9/28/2019 5:00	9.41	9.44	9.46	9.4	9.54	9.54	9.66
9/28/2019 5:15	9.41	9.42	9.44	9.39	9.53	9.52	9.66
9/28/2019 5:30	9.39	9.41	9.42	9.38	9.52	9.5	9.65
9/28/2019 5:45	9.38	9.41	9.41	9.37	9.51	9.49	9.64
9/28/2019 6:00	9.39	9.41	9.41	9.37	9.5	9.5	9.63
9/28/2019 6:15	9.38	9.4	9.42	9.36	9.49	9.5	9.62
9/28/2019 6:30	9.36	9.36	9.4	9.35	9.48	9.48	9.62
9/28/2019 6:45	9.35	9.35	9.39	9.34	9.48	9.48	9.61
9/28/2019 7:00	9.36	9.36	9.4	9.35	9.48	9.47	9.6
9/28/2019 7:15	9.36	9.36	9.41	9.34	9.47	9.48	9.6
9/28/2019 7:30	9.36	9.36	9.4	9.33	9.47	9.47	9.59
9/28/2019 7:45	9.34	9.36	9.4	9.34	9.47	9.47	9.59
9/28/2019 8:00	9.34	9.35	9.39	9.33	9.47	10.41	9.58
9/28/2019 8:15	9.33	9.34	9.38	9.32	9.47	13.6	9.58
9/28/2019 8:30	9.33	9.33	9.39	9.33	9.46	13.39	9.59
9/28/2019 8:45	9.32	9.33	9.38	9.32	9.46	13.42	9.59
9/28/2019 9:00	9.32	9.33	9.37	9.32	9.46	13.42	9.59
9/28/2019 9:15	9.32	9.33	9.37	9.32	9.46	13.41	9.59
9/28/2019 9:30	9.32	9.33	9.36	9.31	9.46	13.41	9.58
9/28/2019 9:45	9.32	9.33	9.37	9.3	9.45	13.4	9.59
9/28/2019 10:00	9.33	9.32	9.37	9.31	9.45	13.42	9.58
9/28/2019 10:15	9.33	9.32	9.35	9.31	9.45	13.42	9.58
9/28/2019 10:30	9.33	9.32	9.35	9.31	9.45	13.41	9.58
9/28/2019 10:45	9.32	9.32	9.36	9.31	9.45	13.43	9.58
9/28/2019 11:00	9.33	9.32	9.36	9.3	9.45	13.46	9.58
9/28/2019 11:15	9.32	9.32	9.36	9.29	9.45	13.94	9.57

Date Time	K-Plant						
	K-Plant Intake #1 °C	K-Plant Intake #2 °C	EMD Plant Intake °C	Cat Plant Intake °C	K-Plant Discharge °C	EMD Plant Discharge °C	Cat Plant Discharge °C
9/28/2019 11:30	9.31	9.31	9.35	9.3	9.45	16.01	9.57
9/28/2019 11:45	9.31	9.3	9.35	9.3	9.45	17.14	9.57
9/28/2019 12:00	9.31	9.31	9.34	9.3	9.44	17.53	9.58
9/28/2019 12:15	9.3	9.31	9.34	9.28	9.44	17.6	9.58
9/28/2019 12:30	9.3	9.29	9.34	9.29	9.44	17.66	9.57
9/28/2019 12:45	9.3	9.29	9.34	9.3	9.44	17.57	9.57
9/28/2019 13:00	9.3	9.29	9.34	9.29	9.44	17.6	9.57
9/28/2019 13:15	9.3	9.29	9.34	9.29	9.43	17.5	9.56
9/28/2019 13:30	9.3	9.29	9.34	9.3	9.44	17.6	9.56
9/28/2019 13:45	9.3	9.29	9.34	9.31	9.45	17.58	9.57
9/28/2019 14:00	9.3	9.29	9.33	9.3	9.45	14.33	9.57
9/28/2019 14:15	9.29	9.29	9.34	9.32	9.46	13.46	9.57
9/28/2019 14:30	9.31	9.3	9.34	9.31	9.46	13.28	9.57
9/28/2019 14:45	9.3	9.29	9.35	9.28	9.45	13.27	9.58
9/28/2019 15:00	9.3	9.3	9.34	9.28	9.44	13.29	9.57
9/28/2019 15:15	9.3	9.3	9.34	9.27	9.44	13.28	9.56
9/28/2019 15:30	9.3	9.3	9.34	9.26	9.43	13.26	9.55
9/28/2019 15:45	9.3	9.3	9.34	9.28	9.43	13.25	9.55
9/28/2019 16:00	9.3	9.29	9.34	9.28	9.43	13.26	9.55
9/28/2019 16:15	9.3	9.3	9.36	9.29	9.43	13.28	9.56
9/28/2019 16:30	9.31	9.3	9.35	9.29	9.43	13.28	9.55
9/28/2019 16:45	9.31	9.31	9.35	9.29	9.43	13.28	9.56
9/28/2019 17:00	9.31	9.3	9.35	9.3	9.43	13.28	9.56
9/28/2019 17:15	9.31	9.31	9.34	9.3	9.43	13.25	9.57
9/28/2019 17:30	9.31	9.31	9.35	9.3	9.43	13.26	9.57
9/28/2019 17:45	9.31	9.32	9.35	9.3	9.42	13.23	9.57
9/28/2019 18:00	9.31	9.32	9.37	9.3	9.42	13.26	9.56
9/28/2019 18:15	9.31	9.32	9.35	9.3	9.42	13.24	9.57
9/28/2019 18:30	9.31	9.32	9.33	9.29	9.42	13.22	9.56
9/28/2019 18:45	9.31	9.32	9.34	9.27	9.42	13.41	9.56
9/28/2019 19:00	9.31	9.31	9.33	9.27	9.42	13.39	9.55
9/28/2019 19:15	9.3	9.3	9.31	9.27	9.41	13.43	9.55
9/28/2019 19:30	9.29	9.29	9.32	9.25	9.41	13.41	9.54
9/28/2019 19:45	9.29	9.29	9.32	9.25	9.4	13.41	9.53
9/28/2019 20:00	9.28	9.28	9.32	9.25	9.4	13.37	9.53
9/28/2019 20:15	9.27	9.27	9.3	9.26	9.4	13.36	9.52
9/28/2019 20:30	9.27	9.27	9.3	9.25	9.39	13.37	9.52
9/28/2019 20:45	9.26	9.26	9.3	9.24	9.39	13.37	9.52
9/28/2019 21:00	9.26	9.25	9.3	9.24	9.38	13.37	9.51
9/28/2019 21:15	9.25	9.25	9.29	9.23	9.37	13.37	9.51
9/28/2019 21:30	9.25	9.25	9.29	9.23	9.37	13.36	9.5
9/28/2019 21:45	9.25	9.25	9.28	9.22	9.36	13.33	9.5
9/28/2019 22:00	9.25	9.24	9.28	9.21	9.36	13.34	9.49
9/28/2019 22:15	9.24	9.24	9.27	9.2	9.35	13.35	9.48

Date Time	K-Plant						
	K-Plant Intake #1 °C	K-Plant Intake #2 °C	EMD Plant Intake °C	Cat Plant Intake °C	K-Plant Discharge °C	EMD Plant Discharge °C	Cat Plant Discharge °C
9/28/2019 22:30	9.24	9.24	9.26	9.19	9.34	13.3	9.47
9/28/2019 22:45	9.24	9.24	9.25	9.18	9.34	13.29	9.47
9/28/2019 23:00	9.23	9.23	9.23	9.17	9.33	12.05	9.46
9/28/2019 23:15	9.22	9.23	9.22	9.18	9.33	11.42	9.45
9/28/2019 23:30	9.21	9.22	9.22	9.17	9.32	9.87	9.45
9/28/2019 23:45	9.2	9.21	9.22	9.17	9.31	9.36	9.44
9/29/2019 0:00	9.19	9.2	9.22	9.16	9.3	9.32	9.43
9/29/2019 0:15	9.17	9.19	9.22	9.16	9.28	9.32	9.43
9/29/2019 0:30	9.18	9.19	9.21	9.15	9.27	9.31	9.42
9/29/2019 0:45	9.18	9.18	9.19	9.14	9.27	9.29	9.41
9/29/2019 1:00	9.18	9.18	9.2	9.15	9.27	9.29	9.41
9/29/2019 1:15	9.18	9.18	9.19	9.14	9.26	9.29	9.41
9/29/2019 1:30	9.18	9.16	9.2	9.16	9.26	9.29	9.4
9/29/2019 1:45	9.17	9.17	9.18	9.15	9.26	9.28	9.4
9/29/2019 2:00	9.18	9.17	9.18	9.14	9.27	9.27	9.4
9/29/2019 2:15	9.18	9.17	9.17	9.14	9.28	9.27	9.4
9/29/2019 2:30	9.18	9.17	9.18	9.14	9.29	9.26	9.39
9/29/2019 2:45	9.18	9.17	9.16	9.13	9.29	9.26	9.39
9/29/2019 3:00	9.17	9.17	9.17	9.14	9.3	9.26	9.39
9/29/2019 3:15	9.17	9.17	9.17	9.13	9.3	9.26	9.39
9/29/2019 3:30	9.17	9.16	9.18	9.13	9.29	9.26	9.39
9/29/2019 3:45	9.16	9.15	9.17	9.13	9.29	9.26	9.39
9/29/2019 4:00	9.15	9.14	9.15	9.12	9.29	9.26	9.38
9/29/2019 4:15	9.15	9.12	9.16	9.11	9.28	9.26	9.38
9/29/2019 4:30	9.14	9.13	9.17	9.11	9.28	9.26	9.37
9/29/2019 4:45	9.14	9.13	9.17	9.1	9.27	9.25	9.37
9/29/2019 5:00	9.13	9.13	9.16	9.1	9.26	9.25	9.37
9/29/2019 5:15	9.13	9.13	9.15	9.09	9.25	9.24	9.36
9/29/2019 5:30	9.11	9.12	9.13	9.09	9.25	9.23	9.35
9/29/2019 5:45	9.12	9.11	9.13	9.08	9.25	9.21	9.35
9/29/2019 6:00	9.11	9.11	9.14	9.08	9.24	9.22	9.35
9/29/2019 6:15	9.09	9.09	9.12	9.07	9.24	9.2	9.33
9/29/2019 6:30	9.1	9.09	9.11	9.06	9.23	9.19	9.33
9/29/2019 6:45	9.1	9.09	9.11	9.05	9.23	9.19	9.32
9/29/2019 7:00	9.09	9.09	9.11	9.05	9.22	9.19	9.31
9/29/2019 7:15	9.09	9.09	9.1	9.05	9.22	9.19	9.31
9/29/2019 7:30	9.09	9.09	9.1	9.05	9.22	9.18	9.3
9/29/2019 7:45	9.09	9.09	9.1	9.05	9.21	9.18	9.3
9/29/2019 8:00	9.09	9.09	9.1	9.04	9.2	9.18	9.3
9/29/2019 8:15	9.08	9.09	9.09	9.04	9.2	9.18	9.3
9/29/2019 8:30	9.09	9.09	9.11	9.05	9.19	9.19	9.3
9/29/2019 8:45	9.07	9.08	9.09	9.04	9.19	9.18	9.3
9/29/2019 9:00	9.08	9.08	9.1	9.03	9.18	9.18	9.29
9/29/2019 9:15	9.07	9.08	9.06	9.03	9.19	9.99	9.28

Date Time	K-Plant						
	K-Plant Intake #1 °C	K-Plant Intake #2 °C	EMD Plant Intake °C	Cat Plant Intake °C	K-Plant Discharge °C	EMD Plant Discharge °C	Cat Plant Discharge °C
9/29/2019 9:30	9.07	9.08	9.05	9.01	9.18	13.62	9.28
9/29/2019 9:45	9.07	9.08	9.07	9.01	9.18	13.28	9.28
9/29/2019 10:00	9.06	9.07	9.06	9.04	9.18	13.14	9.29
9/29/2019 10:15	9.06	9.07	9.06	9.03	9.18	13.16	9.29
9/29/2019 10:30	9.06	9.06	9.02	9.03	9.18	13.19	9.29
9/29/2019 10:45	9.06	9.06	9.04	9.03	9.17	13.19	9.29
9/29/2019 11:00	9.05	9.05	9.06	9.03	9.17	13.19	9.29
9/29/2019 11:15	9.05	9.05	9.06	9.03	9.17	13.22	9.3
9/29/2019 11:30	9.04	9.04	9.08	9.05	9.17	13.24	9.3
9/29/2019 11:45	9.04	9.04	9.09	9.05	9.17	13.26	9.31
9/29/2019 12:00	9.04	9.04	9.09	9.04	9.18	13.25	9.32
9/29/2019 12:15	9.05	9.05	9.11	9.05	9.19	13.3	9.32
9/29/2019 12:30	9.06	9.05	9.11	9.05	9.2	13.3	9.32
9/29/2019 12:45	9.06	9.06	9.14	9.05	9.2	13.32	9.33
9/29/2019 13:00	9.07	9.06	9.12	9.06	9.21	13.3	9.33
9/29/2019 13:15	9.07	9.06	9.11	9.08	9.21	13.32	9.34
9/29/2019 13:30	9.09	9.07	9.12	9.07	9.22	13.33	9.34
9/29/2019 13:45	9.09	9.09	9.13	9.11	9.22	13.33	9.35
9/29/2019 14:00	9.1	9.09	9.14	9.17	9.23	13.35	9.39
9/29/2019 14:15	9.11	9.1	9.15	9.16	9.24	13.35	9.4
9/29/2019 14:30	9.11	9.11	9.15	9.13	9.24	13.35	9.41
9/29/2019 14:45	9.11	9.1	9.15	9.16	9.25	13.4	9.41
9/29/2019 15:00	9.11	9.1	9.15	9.17	9.25	13.35	9.42
9/29/2019 15:15	9.11	9.1	9.15	9.13	9.25	13.38	9.42
9/29/2019 15:30	9.11	9.11	9.16	9.19	9.25	13.36	9.4
9/29/2019 15:45	9.12	9.11	9.15	9.12	9.25	13.38	9.42
9/29/2019 16:00	9.09	9.1	9.16	9.13	9.25	13.38	9.41
9/29/2019 16:15	9.09	9.08	9.16	9.16	9.24	13.38	9.41
9/29/2019 16:30	9.09	9.09	9.14	9.17	9.23	13.36	9.42
9/29/2019 16:45	9.08	9.08	9.12	9.12	9.22	13.35	9.42
9/29/2019 17:00	9.07	9.07	9.12	9.14	9.21	13.33	9.4
9/29/2019 17:15	9.05	9.06	9.11	9.09	9.2	13.35	9.4
9/29/2019 17:30	9.05	9.05	9.1	9.1	9.19	13.32	9.38
9/29/2019 17:45	9.04	9.05	9.1	9.08	9.17	13.31	9.37
9/29/2019 18:00	9.03	9.04	9.08	9.06	9.16	13.3	9.36
9/29/2019 18:15	9.03	9.02	9.07	9.05	9.15	13.28	9.35
9/29/2019 18:30	9.02	9.02	9.07	9.04	9.13	13.3	9.33
9/29/2019 18:45	9.02	9.02	9.04	9.02	9.13	13.25	9.32
9/29/2019 19:00	9	9.02	9.05	9.01	9.12	13.26	9.3
9/29/2019 19:15	8.99	9	9.04	9.01	9.11	13.26	9.3
9/29/2019 19:30	8.97	8.99	9.04	9.01	9.1	13.29	9.29
9/29/2019 19:45	8.96	8.96	9.04	8.97	9.09	13.29	9.29
9/29/2019 20:00	8.96	8.96	9.03	8.96	9.07	13.26	9.27
9/29/2019 20:15	8.94	8.95	9.02	8.99	9.06	13.26	9.26



Date Time	K-Plant						
	K-Plant Intake #1 °C	K-Plant Intake #2 °C	EMD Plant Intake °C	Cat Plant Intake °C	K-Plant Discharge °C	EMD Plant Discharge °C	Cat Plant Discharge °C
9/29/2019 20:30	8.94	8.95	9.02	8.98	9.05	13.25	9.26
9/29/2019 20:45	8.93	8.95	8.97	9.01	9.05	13.19	9.27
9/29/2019 21:00	8.93	8.94	8.98	9.01	9.07	13.18	9.27
9/29/2019 21:15	8.93	8.94	8.99	8.99	9.07	13.21	9.27
9/29/2019 21:30	8.93	8.94	8.97	8.99	9.06	13.19	9.26
9/29/2019 21:45	8.92	8.92	8.97	8.98	9.05	13.2	9.26
9/29/2019 22:00	8.92	8.91	8.96	8.96	9.04	13.25	9.25
9/29/2019 22:15	8.89	8.91	8.96	8.95	9.03	13.2	9.24
9/29/2019 22:30	8.87	8.9	8.96	8.95	9.03	13.16	9.24
9/29/2019 22:45	8.87	8.88	8.94	8.94	9.02	13.14	9.23
9/29/2019 23:00	8.86	8.85	8.93	8.94	9.02	13.17	9.23
9/29/2019 23:15	8.85	8.84	8.91	8.95	9.02	13.12	9.23
9/29/2019 23:30	8.85	8.84	8.9	8.93	9	13.14	9.22
9/29/2019 23:45	8.84	8.85	8.89	8.92	9	13.15	9.21
9/30/2019 0:00	8.87	8.84	8.93	8.91	9.03	13.11	9.2
9/30/2019 0:15	8.84	8.83	8.91	8.9	9.03	12.94	9.19
9/30/2019 0:30	8.84	8.83	8.91	8.89	9.01	12.91	9.18
9/30/2019 0:45	8.82	8.83	8.87	8.9	8.98	12.89	9.17
9/30/2019 1:00	8.82	8.83	8.86	8.87	8.95	12.86	9.17
9/30/2019 1:15	8.81	8.8	8.9	8.84	8.93	12.91	9.15
9/30/2019 1:30	8.78	8.81	8.87	8.84	8.92	12.89	9.13
9/30/2019 1:45	8.76	8.79	8.88	8.86	8.9	12.86	9.12
9/30/2019 2:00	8.75	8.78	8.87	8.84	8.9	12.87	9.13
9/30/2019 2:15	8.75	8.77	8.89	8.84	8.89	12.89	9.13
9/30/2019 2:30	8.76	8.76	8.87	8.81	8.88	12.88	9.12
9/30/2019 2:45	8.76	8.76	8.81	8.82	8.86	12.83	9.1
9/30/2019 3:00	8.75	8.76	8.79	8.81	8.86	12.74	9.1
9/30/2019 3:15	8.75	8.74	8.81	8.81	8.85	12.78	9.09
9/30/2019 3:30	8.75	8.75	8.79	8.79	8.85	12.78	9.09
9/30/2019 3:45	8.73	8.75	8.77	8.74	8.85	12.75	9.07
9/30/2019 4:00	8.72	8.74	8.79	8.75	8.83	12.76	9.05
9/30/2019 4:15	8.7	8.73	8.75	8.73	8.83	12.72	9.04
9/30/2019 4:30	8.72	8.72	8.76	8.74	8.82	12.74	9.02
9/30/2019 4:45	8.72	8.72	8.75	8.71	8.82	12.71	9.02
9/30/2019 5:00	8.7	8.71	8.75	8.71	8.82	12.73	9
9/30/2019 5:15	8.71	8.71	8.75	8.7	8.82	12.73	9
9/30/2019 5:30	8.71	8.71	8.73	8.69	8.81	12.68	8.99
9/30/2019 5:45	8.71	8.71	8.75	8.71	8.81	12.68	8.98
9/30/2019 6:00	8.69	8.7	8.76	8.7	8.81	12.7	8.98
9/30/2019 6:15	8.69	8.7	8.73	8.67	8.8	12.86	8.98
9/30/2019 6:30	8.69	8.69	8.72	8.69	8.8	12.83	8.96
9/30/2019 6:45	8.67	8.69	8.73	8.71	8.79	12.91	8.97
9/30/2019 7:00	8.67	8.67	8.71	8.71	8.79	12.91	8.98
9/30/2019 7:15	8.64	8.65	8.71	8.69	8.79	12.9	8.97

Date Time	K-Plant						
	K-Plant Intake #1 °C	K-Plant Intake #2 °C	EMD Plant Intake °C	Cat Plant Intake °C	K-Plant Discharge °C	EMD Plant Discharge °C	Cat Plant Discharge °C
9/30/2019 7:30	8.65	8.66	8.73	8.69	8.8	12.88	8.97
9/30/2019 7:45	8.65	8.65	8.71	8.68	8.78	12.85	8.96
9/30/2019 8:00	8.65	8.65	8.7	8.67	8.78	12.81	8.95
9/30/2019 8:15	8.65	8.65	8.69	8.69	8.79	12.82	8.95
9/30/2019 8:30	8.63	8.64	8.69	8.67	8.78	12.84	8.96
9/30/2019 8:45	8.63	8.63	8.69	8.67	8.78	12.88	8.95
9/30/2019 9:00	8.62	8.63	8.69	8.66	8.79	12.86	8.95
9/30/2019 9:15	8.63	8.63	8.7	8.66	8.78	12.85	8.94
9/30/2019 9:30	8.62	8.61	8.69	8.66	8.76	12.87	8.94
9/30/2019 9:45	8.62	8.63	8.69	8.67	8.76	12.87	8.94
9/30/2019 10:00	8.62	8.61	8.7	8.68	8.76	12.89	8.94
9/30/2019 10:15	8.61	8.61	8.68	8.67	8.75	12.83	8.95
9/30/2019 10:30	8.6	8.61	8.66	8.68	8.74	12.82	8.94
9/30/2019 10:45	8.6	8.6	8.68	8.69	8.74	12.83	8.95
9/30/2019 11:00	8.61	8.6	8.68	8.71	8.75	12.84	8.96
9/30/2019 11:15	8.6	8.6	8.7	8.68	8.74	12.87	8.96
9/30/2019 11:30	8.6	8.6	8.67	8.67	8.75	12.82	8.95
9/30/2019 11:45	8.6	8.6	8.65	8.66	8.74	12.81	8.94
9/30/2019 12:00	8.6	8.6	8.67	8.67	8.74	12.83	8.94
9/30/2019 12:15	8.61	8.6	8.66	8.67	8.74	12.79	8.94
9/30/2019 12:30	8.62	8.61	8.67	8.71	8.76	12.81	8.95
9/30/2019 12:45	8.64	8.63	8.69	8.73	8.78	12.85	8.97
9/30/2019 13:00	8.65	8.64	8.7	8.73	8.79	12.89	8.99
9/30/2019 13:15	8.66	8.65	8.7	8.75	8.81	12.85	9
9/30/2019 13:30	8.66	8.65	8.71	8.74	8.81	12.9	9
9/30/2019 13:45	8.66	8.65	8.73	8.74	8.82	12.89	9
9/30/2019 14:00	8.65	8.65	8.72	8.76	8.81	12.91	9.01
9/30/2019 14:15	8.65	8.65	8.71	8.76	8.81	12.85	9.02
9/30/2019 14:30	8.65	8.65	8.72	8.77	8.82	12.88	9.02
9/30/2019 14:45	8.66	8.65	8.71	8.78	8.82	12.86	9.03
9/30/2019 15:00	8.65	8.65	8.72	8.77	8.82	12.9	9.04
9/30/2019 15:15	8.64	8.64	8.71	8.76	8.81	12.88	9.03
9/30/2019 15:30	8.64	8.64	8.71	8.76	8.79	12.89	9.03
9/30/2019 15:45	8.63	8.63	8.68	8.76	8.78	12.84	9.03
9/30/2019 16:00	8.63	8.63	8.69	8.76	8.78	12.86	9.03
9/30/2019 16:15	8.64	8.63	8.68	8.76	8.79	12.85	9.03
9/30/2019 16:30	8.65	8.64	8.69	8.76	8.8	12.82	9.03
9/30/2019 16:45	8.65	8.64	8.7	8.76	8.81	12.89	9.03
9/30/2019 17:00	8.65	8.64	8.7	8.76	8.82	12.87	9.03
9/30/2019 17:15	8.65	8.65	8.73	8.75	8.83	12.91	9.03
9/30/2019 17:30	8.66	8.65	8.71	8.74	8.83	12.87	9.02
9/30/2019 17:45	8.67	8.67	8.74	8.74	8.84	12.9	9.02
9/30/2019 18:00	8.69	8.67	8.75	8.73	8.85	12.93	9.01
9/30/2019 18:15	8.71	8.68	8.77	8.73	8.85	12.98	9.02

Date Time	K-Plant						
	K-Plant Intake #1 °C	K-Plant Intake #2 °C	EMD Plant Intake °C	Cat Plant Intake °C	K-Plant Discharge °C	EMD Plant Discharge °C	Cat Plant Discharge °C
9/30/2019 18:30	8.7	8.68	8.76	8.72	8.86	12.96	9.01
9/30/2019 18:45	8.69	8.67	8.78	8.71	8.86	12.95	9
9/30/2019 19:00	8.68	8.66	8.77	8.72	8.86	12.96	8.99
9/30/2019 19:15	8.67	8.66	8.75	8.72	8.86	12.95	8.99
9/30/2019 19:30	8.67	8.65	8.73	8.71	8.86	12.88	8.99
9/30/2019 19:45	8.66	8.65	8.72	8.69	8.85	12.9	8.99
9/30/2019 20:00	8.66	8.64	8.72	8.68	8.84	12.88	8.98
9/30/2019 20:15	8.64	8.64	8.72	8.68	8.84	12.9	8.97
9/30/2019 20:30	8.63	8.61	8.67	8.68	8.83	12.84	8.96
9/30/2019 20:45	8.62	8.6	8.66	8.67	8.82	12.83	8.96
9/30/2019 21:00	8.65	8.6	8.66	8.67	8.8	12.87	8.95
9/30/2019 21:15	8.63	8.59	8.66	8.67	8.79	12.81	8.95
9/30/2019 21:30	8.62	8.62	8.68	8.67	8.78	12.85	8.95
9/30/2019 21:45	8.63	8.63	8.67	8.67	8.77	12.81	8.95
9/30/2019 22:00	8.65	8.63	8.68	8.67	8.76	12.81	8.95
9/30/2019 22:15	8.66	8.64	8.68	8.67	8.76	12.92	8.94
9/30/2019 22:30	8.64	8.61	8.7	8.65	8.76	12.89	8.94
9/30/2019 22:45	8.64	8.62	8.68	8.64	8.76	12.84	8.93
9/30/2019 23:00	8.64	8.62	8.68	8.63	8.77	11.94	8.92
9/30/2019 23:15	8.65	8.63	8.68	8.64	8.77	11.18	8.91
9/30/2019 23:30	8.64	8.61	8.67	8.64	8.76	10.75	8.91
9/30/2019 23:45	8.64	8.59	8.68	8.64	8.76	10.48	8.91
10/1/2019 0:00	8.63	8.6	8.66	8.63	8.76	9.24	8.91
10/1/2019 0:15	8.63	8.6	8.66	8.6	8.76	8.78	8.9
10/1/2019 0:30	8.63	8.6	8.64	8.59	8.75	8.75	8.88
10/1/2019 0:45	8.63	8.59	8.63	8.58	8.75	8.74	8.87
10/1/2019 1:00	8.62	8.6	8.64	8.58	8.74	8.74	8.86
10/1/2019 1:15	8.62	8.6	8.63	8.58	8.73	8.74	8.86
10/1/2019 1:30	8.61	8.59	8.62	8.57	8.72	8.73	8.86
10/1/2019 1:45	8.61	8.59	8.62	8.57	8.72	8.72	8.85
10/1/2019 2:00	8.6	8.59	8.61	8.57	8.71	8.72	8.85
10/1/2019 2:15	8.59	8.59	8.6	8.56	8.7	8.7	8.84
10/1/2019 2:30	8.59	8.58	8.6	8.57	8.7	8.7	8.83
10/1/2019 2:45	8.57	8.58	8.6	8.56	8.69	8.7	8.83
10/1/2019 3:00	8.56	8.58	8.59	8.56	8.69	8.69	8.83
10/1/2019 3:15	8.57	8.57	8.59	8.55	8.69	8.69	8.82
10/1/2019 3:30	8.56	8.56	8.58	8.55	8.68	8.68	8.82
10/1/2019 3:45	8.56	8.57	8.58	8.54	8.68	8.67	8.81
10/1/2019 4:00	8.55	8.56	8.57	8.53	8.67	8.67	8.81
10/1/2019 4:15	8.55	8.56	8.57	8.53	8.67	8.66	8.8
10/1/2019 4:30	8.55	8.55	8.56	8.53	8.67	8.66	8.8
10/1/2019 4:45	8.54	8.55	8.56	8.53	8.66	8.65	8.79
10/1/2019 5:00	8.53	8.54	8.55	8.53	8.66	8.65	8.79
10/1/2019 5:15	8.53	8.54	8.55	8.52	8.65	8.64	8.78

Date Time	K-Plant						
	K-Plant Intake #1 °C	K-Plant Intake #2 °C	EMD Plant Intake °C	Cat Plant Intake °C	K-Plant Discharge °C	EMD Plant Discharge °C	Cat Plant Discharge °C
10/1/2019 5:30	8.52	8.54	8.54	8.52	8.65	8.64	8.78
10/1/2019 5:45	8.52	8.54	8.54	8.51	8.64	8.63	8.78
10/1/2019 6:00	8.52	8.53	8.53	8.51	8.64	8.61	8.77
10/1/2019 6:15	8.51	8.52	8.52	8.5	8.63	9.52	8.77
10/1/2019 6:30	8.51	8.52	8.52	8.5	8.63	11.56	8.77
10/1/2019 6:45	8.5	8.52	8.51	8.5	8.62	12.65	8.77
10/1/2019 7:00	8.5	8.51	8.51	8.49	8.61	12.71	8.77
10/1/2019 7:15	8.49	8.5	8.5	8.48	8.61	12.63	8.76
10/1/2019 7:30	8.48	8.49	8.5	8.46	8.61	12.66	8.76
10/1/2019 7:45	8.49	8.48	8.5	8.47	8.6	12.69	8.74
10/1/2019 8:00	8.5	8.49	8.49	8.46	8.59	12.68	8.74
10/1/2019 8:15	8.48	8.49	8.49	8.46	8.59	12.67	8.74
10/1/2019 8:30	8.48	8.49	8.48	8.45	8.58	12.67	8.74
10/1/2019 8:45	8.46	8.48	8.48	8.44	8.58	12.68	8.73
10/1/2019 9:00	8.47	8.47	8.48	8.44	8.57	12.72	8.73
10/1/2019 9:15	8.46	8.47	8.48	8.44	8.57	12.77	8.73
10/1/2019 9:30	8.46	8.47	8.48	8.44	8.57	12.69	8.72
10/1/2019 9:45	8.46	8.46	8.48	8.44	8.57	12.72	8.72
10/1/2019 10:00	8.46	8.46	8.48	8.43	8.57	12.73	8.72
10/1/2019 10:15	8.46	8.45	8.48	8.42	8.57	12.73	8.71
10/1/2019 10:30	8.48	8.45	8.48	8.42	8.57	12.71	8.72
10/1/2019 10:45	8.47	8.45	8.48	8.42	8.58	12.75	8.71
10/1/2019 11:00	8.47	8.46	8.47	8.42	8.58	12.73	8.71
10/1/2019 11:15	8.46	8.46	8.47	8.41	8.59	12.77	8.71
10/1/2019 11:30	8.46	8.46	8.48	8.42	8.59	12.79	8.7
10/1/2019 11:45	8.46	8.46	8.47	8.41	8.6	12.77	8.7
10/1/2019 12:00	8.46	8.46	8.45	8.41	8.6	12.79	8.7
10/1/2019 12:15	8.46	8.46	8.45	8.4	8.61	12.75	8.7
10/1/2019 12:30	8.46	8.46	8.44	8.4	8.61	12.74	8.7
10/1/2019 12:45	8.46	8.46	8.43	8.41	8.62	12.74	8.7
10/1/2019 13:00	8.45	8.46	8.43	8.41	8.62	12.76	8.7
10/1/2019 13:15	8.44	8.45	8.42	8.44	8.62	12.77	8.7
10/1/2019 13:30	8.43	8.44	8.45	8.82	8.61	12.75	8.74
10/1/2019 13:45	8.44	8.44	8.44	8.78	8.6	12.78	8.9
10/1/2019 14:00	8.44	8.44	8.4	8.75	8.59	12.8	8.89
10/1/2019 14:15	8.45	8.43	8.4	8.66	8.59	12.78	8.88
10/1/2019 14:30	8.44	8.42	8.41	8.45	8.58	12.78	8.82
10/1/2019 14:45	8.43	8.42	8.41	8.41	8.6	12.8	8.77
10/1/2019 15:00	8.43	8.42	8.43	8.43	8.61	12.81	8.74
10/1/2019 15:15	8.42	8.41	8.43	8.59	8.61	12.79	8.75
10/1/2019 15:30	8.43	8.44	8.43	8.42	8.65	12.81	8.75
10/1/2019 15:45	8.45	8.45	8.44	8.45	8.72	12.81	8.74
10/1/2019 16:00	8.48	8.44	8.43	8.45	8.85	12.84	8.73
10/1/2019 16:15	8.49	8.45	8.45	8.73	8.91	12.82	8.75

Date Time	K-Plant						
	K-Plant Intake #1 °C	K-Plant Intake #2 °C	EMD Plant Intake °C	Cat Plant Intake °C	K-Plant Discharge °C	EMD Plant Discharge °C	Cat Plant Discharge °C
10/1/2019 16:30	8.57	8.52	8.45	8.79	8.94	12.84	8.88
10/1/2019 16:45	8.56	8.54	8.5	8.8	8.94	12.95	8.94
10/1/2019 17:00	8.53	8.51	8.58	8.76	8.94	12.96	8.97
10/1/2019 17:15	8.55	8.48	8.48	8.75	8.94	13	9
10/1/2019 17:30	8.57	8.48	8.58	8.82	8.95	13.01	9.02
10/1/2019 17:45	8.64	8.48	8.6	8.78	8.97	13	9.03
10/1/2019 18:00	8.57	8.45	8.5	8.86	8.99	12.97	9.03
10/1/2019 18:15	8.63	8.46	8.47	8.74	9	11.7	9.06
10/1/2019 18:30	8.58	8.45	8.47	8.67	9	11.36	9.03
10/1/2019 18:45	8.56	8.45	8.47	8.67	8.99	9.22	8.98
10/1/2019 19:00	8.54	8.45	8.47	8.7	8.99	8.64	8.96
10/1/2019 19:15	8.52	8.45	8.47	8.67	8.97	8.59	8.96
10/1/2019 19:30	8.52	8.45	8.47	8.69	8.95	8.58	8.93
10/1/2019 19:45	8.5	8.44	8.47	8.77	8.94	8.58	8.94
10/1/2019 20:00	8.5	8.45	8.47	8.8	8.93	8.58	8.98
10/1/2019 20:15	8.49	8.45	8.47	8.81	8.92	8.59	9.01
10/1/2019 20:30	8.48	8.45	8.48	8.79	8.92	8.58	9.02
10/1/2019 20:45	8.48	8.44	8.47	8.76	8.91	8.58	9.02
10/1/2019 21:00	8.48	8.44	8.48	8.74	8.89	8.58	9
10/1/2019 21:15	8.47	8.44	8.47	8.73	8.88	8.58	8.99
10/1/2019 21:30	8.47	8.44	8.47	8.71	8.87	8.59	8.98
10/1/2019 21:45	8.51	8.45	8.47	8.72	8.87	8.59	8.97
10/1/2019 22:00	8.51	8.47	8.47	8.71	8.86	8.59	8.96
10/1/2019 22:15	8.54	8.47	8.47	8.68	8.84	8.59	8.95
10/1/2019 22:30	8.54	8.49	8.47	8.68	8.83	8.57	8.93
10/1/2019 22:45	8.54	8.52	8.47	8.68	8.82	8.56	8.9
10/1/2019 23:00	8.57	8.54	8.47	8.69	8.8	8.56	8.9
10/1/2019 23:15	8.57	8.54	8.47	8.69	8.78	8.57	8.91
10/1/2019 23:30	8.57	8.53	8.47	8.66	8.76	8.57	8.89
10/1/2019 23:45	8.55	8.52	8.47	8.68	8.74	8.56	8.88
10/2/2019 0:00	8.54	8.51	8.48	8.66	8.72	8.56	8.87
10/2/2019 0:15	8.54	8.49	8.48	8.63	8.71	8.56	8.84
10/2/2019 0:30	8.53	8.48	8.48	8.63	8.7	8.56	8.83
10/2/2019 0:45	8.5	8.47	8.48	8.63	8.69	8.56	8.84
10/2/2019 1:00	8.51	8.47	8.48	8.62	8.68	8.56	8.85
10/2/2019 1:15	8.51	8.47	8.48	8.61	8.68	8.56	8.84
10/2/2019 1:30	8.51	8.46	8.47	8.6	8.67	8.56	8.84
10/2/2019 1:45	8.51	8.47	8.47	8.58	8.67	8.55	8.83
10/2/2019 2:00	8.51	8.48	8.47	8.57	8.67	8.55	8.82
10/2/2019 2:15	8.51	8.49	8.47	8.56	8.66	8.55	8.82
10/2/2019 2:30	8.51	8.49	8.47	8.53	8.66	8.55	8.81
10/2/2019 2:45	8.5	8.49	8.45	8.52	8.66	8.54	8.78
10/2/2019 3:00	8.5	8.49	8.44	8.51	8.65	8.53	8.77
10/2/2019 3:15	8.5	8.49	8.44	8.51	8.64	8.51	8.75

Date Time	K-Plant						
	K-Plant Intake #1 °C	K-Plant Intake #2 °C	EMD Plant Intake °C	Cat Plant Intake °C	K-Plant Discharge °C	EMD Plant Discharge °C	Cat Plant Discharge °C
10/2/2019 3:30	8.5	8.49	8.45	8.49	8.64	8.52	8.75
10/2/2019 3:45	8.5	8.49	8.46	8.5	8.64	8.53	8.75
10/2/2019 4:00	8.49	8.49	8.4	8.5	8.64	8.51	8.75
10/2/2019 4:15	8.49	8.48	8.46	8.5	8.63	8.5	8.74
10/2/2019 4:30	8.49	8.48	8.44	8.49	8.63	8.51	8.74
10/2/2019 4:45	8.48	8.48	8.41	8.47	8.62	8.51	8.73
10/2/2019 5:00	8.46	8.48	8.43	8.45	8.62	8.51	8.72
10/2/2019 5:15	8.48	8.48	8.45	8.44	8.61	8.48	8.72
10/2/2019 5:30	8.47	8.48	8.36	8.46	8.61	8.45	8.71
10/2/2019 5:45	8.47	8.48	8.42	8.46	8.6	8.46	8.71
10/2/2019 6:00	8.47	8.47	8.37	8.44	8.6	8.47	8.71
10/2/2019 6:15	8.47	8.46	8.36	8.46	8.59	9.22	8.7
10/2/2019 6:30	8.46	8.46	8.41	8.44	8.59	11.31	8.7
10/2/2019 6:45	8.47	8.45	8.39	8.44	8.58	11.46	8.71
10/2/2019 7:00	8.46	8.45	8.4	8.44	8.58	10.94	8.7
10/2/2019 7:15	8.46	8.45	8.4	8.44	8.58	10.81	8.71
10/2/2019 7:30	8.44	8.45	8.38	8.42	8.58	11.49	8.7
10/2/2019 7:45	8.45	8.44	8.37	8.41	8.57	12.47	8.7
10/2/2019 8:00	8.44	8.44	8.39	8.41	8.57	11.9	8.69
10/2/2019 8:15	8.44	8.44	8.37	8.41	8.57	11.15	8.69
10/2/2019 8:30	8.44	8.44	8.38	8.39	8.57	8.96	8.68
10/2/2019 8:45	8.44	8.44	8.39	8.39	8.56	8.53	8.68
10/2/2019 9:00	8.44	8.44	8.42	8.4	8.56	8.51	8.67
10/2/2019 9:15	8.44	8.44	8.4	8.38	8.56	8.51	8.67
10/2/2019 9:30	8.44	8.44	8.43	8.38	8.56	8.52	8.66
10/2/2019 9:45	8.44	8.44	8.4	8.39	8.56	8.51	8.66
10/2/2019 10:00	8.44	8.43	8.38	8.37	8.56	8.51	8.65
10/2/2019 10:15	8.44	8.43	8.39	8.37	8.56	8.5	8.64
10/2/2019 10:30	8.44	8.43	8.39	8.38	8.56	8.49	8.64
10/2/2019 10:45	8.44	8.43	8.4	8.37	8.56	8.51	8.64
10/2/2019 11:00	8.43	8.43	8.38	8.36	8.57	8.49	8.64
10/2/2019 11:15	8.43	8.43	8.38	8.37	8.57	8.49	8.64
10/2/2019 11:30	8.43	8.42	8.39	8.36	8.58	8.49	8.63
10/2/2019 11:45	8.43	8.43	8.39	8.36	8.58	8.5	8.63
10/2/2019 12:00	8.43	8.42	8.41	8.35	8.58	8.5	8.63
10/2/2019 12:15	8.42	8.42	8.39	8.36	8.58	8.49	8.63
10/2/2019 12:30	8.41	8.41	8.39	8.35	8.59	8.5	8.63
10/2/2019 12:45	8.41	8.4	8.39	8.35	8.59	8.49	8.63
10/2/2019 13:00	8.41	8.4	8.39	8.35	8.59	8.52	8.63
10/2/2019 13:15	8.41	8.4	8.4	8.34	8.59	8.52	8.62
10/2/2019 13:30	8.41	8.4	8.39	8.35	8.59	8.51	8.62
10/2/2019 13:45	8.41	8.41	8.39	8.35	8.6	8.5	8.62
10/2/2019 14:00	8.42	8.41	8.42	8.35	8.6	8.54	8.63
10/2/2019 14:15	8.42	8.41	8.4	8.35	8.61	8.53	8.62

Date Time	K-Plant						
	K-Plant Intake #1 °C	K-Plant Intake #2 °C	EMD Plant Intake °C	Cat Plant Intake °C	K-Plant Discharge °C	EMD Plant Discharge °C	Cat Plant Discharge °C
10/2/2019 14:30	8.42	8.41	8.41	8.36	8.64	8.52	8.63
10/2/2019 14:45	8.41	8.4	8.4	8.36	8.63	8.55	8.63
10/2/2019 15:00	8.41	8.4	8.48	8.36	8.64	8.53	8.63
10/2/2019 15:15	8.41	8.4	8.47	8.36	8.64	8.55	8.64
10/2/2019 15:30	8.43	8.41	8.39	8.37	8.64	9.49	8.64
10/2/2019 15:45	8.44	8.42	8.39	8.37	8.65	13.09	8.65
10/2/2019 16:00	8.45	8.42	8.39	8.48	8.64	12.83	8.66
10/2/2019 16:15	8.45	8.43	8.37	8.56	8.68	12.85	8.69
10/2/2019 16:30	8.45	8.43	8.36	8.62	8.69	12.73	8.73
10/2/2019 16:45	8.45	8.42	8.38	8.48	8.71	12.44	8.8
10/2/2019 17:00	8.45	8.41	8.36	8.62	8.72	12.43	8.81
10/2/2019 17:15	8.44	8.41	8.37	8.53	8.72	12.69	8.82
10/2/2019 17:30	8.47	8.41	8.39	8.51	8.72	12.75	8.81
10/2/2019 17:45	8.37	8.39	8.37	8.51	8.71	12.77	8.8
10/2/2019 18:00	8.39	8.37	8.38	8.52	8.68	11.57	8.8
10/2/2019 18:15	8.37	8.36	8.37	8.53	8.67	9.03	8.8
10/2/2019 18:30	8.35	8.34	8.35	8.52	8.7	8.53	8.8
10/2/2019 18:45	8.35	8.34	8.34	8.5	8.7	8.48	8.79
10/2/2019 19:00	8.34	8.34	8.33	8.48	8.71	8.46	8.77
10/2/2019 19:15	8.35	8.33	8.33	8.45	8.71	8.45	8.75
10/2/2019 19:30	8.36	8.33	8.33	8.41	8.71	8.45	8.73
10/2/2019 19:45	8.37	8.33	8.34	8.37	8.7	8.45	8.7
10/2/2019 20:00	8.38	8.34	8.34	8.35	8.7	8.45	8.67
10/2/2019 20:15	8.38	8.32	8.36	8.34	8.7	8.47	8.65
10/2/2019 20:30	8.39	8.32	8.37	8.36	8.69	8.48	8.65
10/2/2019 20:45	8.4	8.35	8.4	8.36	8.67	8.5	8.65
10/2/2019 21:00	8.39	8.35	8.38	8.36	8.66	8.49	8.65
10/2/2019 21:15	8.38	8.35	8.38	8.35	8.64	8.51	8.64
10/2/2019 21:30	8.35	8.35	8.38	8.35	8.62	8.5	8.64
10/2/2019 21:45	8.38	8.35	8.39	8.35	8.6	8.49	8.63
10/2/2019 22:00	8.38	8.36	8.38	8.34	8.58	8.51	8.63
10/2/2019 22:15	8.38	8.36	8.38	8.33	8.57	8.48	8.62
10/2/2019 22:30	8.37	8.36	8.37	8.35	8.56	8.47	8.61
10/2/2019 22:45	8.37	8.36	8.37	8.34	8.56	8.47	8.61
10/2/2019 23:00	8.38	8.38	8.38	8.34	8.55	8.47	8.61
10/2/2019 23:15	8.38	8.37	8.38	8.33	8.55	8.48	8.61
10/2/2019 23:30	8.38	8.37	8.37	8.34	8.55	8.47	8.61
10/2/2019 23:45	8.38	8.36	8.37	8.32	8.54	8.48	8.6
10/3/2019 0:00	8.36	8.36	8.37	8.33	8.54	8.48	8.6
10/3/2019 0:15	8.37	8.37	8.39	8.32	8.54	8.49	8.59
10/3/2019 0:30	8.37	8.37	8.37	8.31	8.53	8.47	8.59
10/3/2019 0:45	8.38	8.38	8.38	8.32	8.52	8.48	8.58
10/3/2019 1:00	8.37	8.37	8.37	8.32	8.52	8.47	8.58
10/3/2019 1:15	8.37	8.37	8.37	8.31	8.52	8.47	8.58

Date Time	K-Plant						
	K-Plant Intake #1 °C	K-Plant Intake #2 °C	EMD Plant Intake °C	Cat Plant Intake °C	K-Plant Discharge °C	EMD Plant Discharge °C	Cat Plant Discharge °C
10/3/2019 1:30	8.37	8.37	8.37	8.31	8.51	8.46	8.58
10/3/2019 1:45	8.37	8.37	8.36	8.31	8.51	8.45	8.58
10/3/2019 2:00	8.37	8.36	8.35	8.31	8.5	8.44	8.58
10/3/2019 2:15	8.37	8.36	8.34	8.31	8.5	8.43	8.58
10/3/2019 2:30	8.37	8.35	8.35	8.3	8.49	8.43	8.57
10/3/2019 2:45	8.37	8.35	8.34	8.3	8.49	8.43	8.57
10/3/2019 3:00	8.37	8.36	8.34	8.3	8.49	8.42	8.56
10/3/2019 3:15	8.35	8.35	8.33	8.29	8.48	8.42	8.56
10/3/2019 3:30	8.32	8.35	8.33	8.3	8.47	8.41	8.56
10/3/2019 3:45	8.33	8.33	8.33	8.29	8.47	8.41	8.56
10/3/2019 4:00	8.32	8.32	8.33	8.29	8.46	8.41	8.55
10/3/2019 4:15	8.31	8.31	8.33	8.28	8.45	8.41	8.55
10/3/2019 4:30	8.32	8.31	8.32	8.28	8.45	8.41	8.54
10/3/2019 4:45	8.31	8.31	8.34	8.28	8.44	8.42	8.54
10/3/2019 5:00	8.29	8.3	8.33	8.28	8.43	8.41	8.54
10/3/2019 5:15	8.3	8.3	8.33	8.28	8.43	8.4	8.54
10/3/2019 5:30	8.29	8.29	8.33	8.27	8.42	8.41	8.54
10/3/2019 5:45	8.28	8.29	8.31	8.27	8.42	8.4	8.54
10/3/2019 6:00	8.28	8.29	8.32	8.28	8.42	8.4	8.54
10/3/2019 6:15	8.28	8.29	8.31	8.27	8.41	8.39	8.54
10/3/2019 6:30	8.28	8.29	8.31	8.27	8.41	8.39	8.54
10/3/2019 6:45	8.28	8.29	8.3	8.27	8.41	8.38	8.53
10/3/2019 7:00	8.28	8.29	8.31	8.27	8.4	8.39	8.53
10/3/2019 7:15	8.28	8.28	8.31	8.27	8.4	8.39	8.53
10/3/2019 7:30	8.28	8.28	8.31	8.26	8.4	8.39	8.53
10/3/2019 7:45	8.27	8.28	8.3	8.26	8.4	8.38	8.53
10/3/2019 8:00	8.28	8.27	8.31	8.26	8.4	8.39	8.53
10/3/2019 8:15	8.27	8.28	8.31	8.26	8.39	8.4	8.52
10/3/2019 8:30	8.27	8.28	8.31	8.26	8.39	8.39	8.52
10/3/2019 8:45	8.27	8.28	8.32	8.25	8.39	8.4	8.52
10/3/2019 9:00	8.27	8.28	8.31	8.25	8.39	8.4	8.52
10/3/2019 9:15	8.27	8.27	8.32	8.25	8.39	8.41	8.52
10/3/2019 9:30	8.27	8.27	8.32	8.24	8.39	8.4	8.51
10/3/2019 9:45	8.27	8.27	8.33	8.24	8.39	8.41	8.51
10/3/2019 10:00	8.27	8.27	8.32	8.24	8.4	8.4	8.51
10/3/2019 10:15	8.27	8.27	8.31	8.24	8.4	8.39	8.51
10/3/2019 10:30	8.27	8.27	8.31	8.24	8.4	8.39	8.51
10/3/2019 10:45	8.27	8.27	8.3	8.25	8.4	8.39	8.5
10/3/2019 11:00	8.27	8.27	8.29	8.26	8.41	8.38	8.51
10/3/2019 11:15	8.28	8.28	8.3	8.29	8.42	8.38	8.51
10/3/2019 11:30	8.28	8.28	8.32	8.33	8.43	8.39	8.53
10/3/2019 11:45	8.28	8.28	8.3	8.33	8.44	8.39	8.55
10/3/2019 12:00	8.28	8.28	8.33	8.33	8.45	8.4	8.57
10/3/2019 12:15	8.31	8.29	8.32	8.33	8.45	8.4	8.58



Date Time	K-Plant						
	K-Plant Intake #1 °C	K-Plant Intake #2 °C	EMD Plant Intake °C	Cat Plant Intake °C	K-Plant Discharge °C	EMD Plant Discharge °C	Cat Plant Discharge °C
10/3/2019 12:30	8.3	8.29	8.33	8.34	8.46	8.4	8.59
10/3/2019 12:45	8.3	8.29	8.31	8.36	8.46	8.39	8.6
10/3/2019 13:00	8.3	8.29	8.35	8.37	8.49	8.45	8.61
10/3/2019 13:15	8.29	8.29	8.35	8.43	8.52	8.45	8.63
10/3/2019 13:30	8.29	8.29	8.3	8.47	8.54	8.42	8.65
10/3/2019 13:45	8.29	8.29	8.29	8.42	8.55	8.4	8.65
10/3/2019 14:00	8.32	8.29	8.3	8.36	8.55	8.4	8.64
10/3/2019 14:15	8.33	8.3	8.33	8.35	8.56	8.4	8.63
10/3/2019 14:30	8.34	8.3	8.34	8.42	8.59	8.43	8.63
10/3/2019 14:45	8.35	8.3	8.36	8.57	8.6	8.44	8.64
10/3/2019 15:00	8.35	8.31	8.35	8.75	8.63	8.44	8.77
10/3/2019 15:15	8.35	8.31	8.32	8.72	8.73	8.42	8.86
10/3/2019 15:30	8.34	8.31	8.34	8.69	8.72	8.42	8.89
10/3/2019 15:45	8.46	8.32	8.37	8.69	8.73	8.45	8.91
10/3/2019 16:00	8.56	8.42	8.4	8.69	8.79	8.5	8.92
10/3/2019 16:15	8.59	8.54	8.39	8.67	8.81	8.53	8.93
10/3/2019 16:30	8.61	8.58	8.57	8.66	8.8	8.59	8.92
10/3/2019 16:45	8.61	8.6	8.49	8.63	8.8	8.59	8.92
10/3/2019 17:00	8.61	8.61	8.59	8.61	8.81	8.65	8.9
10/3/2019 17:15	8.61	8.61	8.5	8.61	8.8	8.62	8.89
10/3/2019 17:30	8.62	8.61	8.55	8.61	8.78	8.62	8.88
10/3/2019 17:45	8.62	8.61	8.55	8.6	8.78	8.64	8.88
10/3/2019 18:00	8.62	8.61	8.55	8.57	8.77	8.64	8.87
10/3/2019 18:15	8.62	8.61	8.56	8.6	8.77	8.61	8.87
10/3/2019 18:30	8.61	8.61	8.55	8.58	8.76	8.63	8.87
10/3/2019 18:45	8.61	8.6	8.57	8.56	8.75	8.64	8.86
10/3/2019 19:00	8.61	8.61	8.61	8.55	8.75	8.64	8.84
10/3/2019 19:15	8.61	8.59	8.56	8.56	8.75	8.63	8.83
10/3/2019 19:30	8.6	8.49	8.53	8.57	8.75	8.6	8.83
10/3/2019 19:45	8.58	8.4	8.51	8.56	8.74	8.57	8.83
10/3/2019 20:00	8.54	8.37	8.46	8.57	8.73	8.53	8.83
10/3/2019 20:15	8.38	8.37	8.41	8.6	8.72	8.51	8.83
10/3/2019 20:30	8.38	8.36	8.41	8.6	8.71	8.5	8.84
10/3/2019 20:45	8.38	8.36	8.41	8.61	8.71	8.5	8.85
10/3/2019 21:00	8.39	8.37	8.41	8.6	8.7	8.49	8.86
10/3/2019 21:15	8.38	8.37	8.43	8.59	8.69	8.51	8.86
10/3/2019 21:30	8.39	8.36	8.43	8.58	8.69	8.51	8.83
10/3/2019 21:45	8.39	8.37	8.43	8.57	8.68	8.52	8.83
10/3/2019 22:00	8.39	8.37	8.42	8.56	8.67	8.51	8.81
10/3/2019 22:15	8.42	8.37	8.43	8.51	8.66	8.52	8.8
10/3/2019 22:30	8.41	8.37	8.43	8.47	8.65	8.52	8.77
10/3/2019 22:45	8.42	8.36	8.43	8.49	8.64	8.52	8.76
10/3/2019 23:00	8.41	8.37	8.45	8.53	8.64	8.53	8.76
10/3/2019 23:15	8.43	8.38	8.44	8.52	8.63	8.52	8.76

Date Time	K-Plant						
	K-Plant Intake #1 °C	K-Plant Intake #2 °C	EMD Plant Intake °C	Cat Plant Intake °C	K-Plant Discharge °C	EMD Plant Discharge °C	Cat Plant Discharge °C
10/3/2019 23:30	8.46	8.4	8.43	8.51	8.63	8.53	8.76
10/3/2019 23:45	8.47	8.43	8.44	8.5	8.62	8.54	8.75
10/4/2019 0:00	8.48	8.43	8.44	8.48	8.61	8.53	8.74
10/4/2019 0:15	8.48	8.44	8.42	8.48	8.61	8.54	8.74
10/4/2019 0:30	8.48	8.45	8.46	8.49	8.6	8.52	8.73
10/4/2019 0:45	8.47	8.43	8.46	8.48	8.6	8.52	8.74
10/4/2019 1:00	8.47	8.43	8.48	8.48	8.59	8.52	8.73
10/4/2019 1:15	8.46	8.45	8.42	8.47	8.59	8.51	8.73
10/4/2019 1:30	8.45	8.44	8.45	8.47	8.58	8.53	8.73
10/4/2019 1:45	8.44	8.44	8.47	8.46	8.58	8.54	8.72
10/4/2019 2:00	8.45	8.45	8.47	8.46	8.58	8.54	8.72
10/4/2019 2:15	8.45	8.45	8.48	8.46	8.58	8.54	8.72
10/4/2019 2:30	8.45	8.44	8.48	8.44	8.58	8.54	8.71
10/4/2019 2:45	8.45	8.44	8.48	8.44	8.57	8.54	8.71
10/4/2019 3:00	8.44	8.44	8.48	8.44	8.57	8.54	8.7
10/4/2019 3:15	8.45	8.43	8.47	8.42	8.57	8.54	8.7
10/4/2019 3:30	8.44	8.43	8.47	8.42	8.56	8.53	8.69
10/4/2019 3:45	8.44	8.43	8.46	8.43	8.56	8.53	8.68
10/4/2019 4:00	8.43	8.43	8.47	8.42	8.56	8.54	8.68
10/4/2019 4:15	8.43	8.43	8.46	8.41	8.56	8.53	8.68
10/4/2019 4:30	8.43	8.43	8.46	8.42	8.56	8.53	8.67
10/4/2019 4:45	8.43	8.42	8.46	8.42	8.56	8.53	8.67
10/4/2019 5:00	8.42	8.41	8.47	8.4	8.56	8.54	8.67
10/4/2019 5:15	8.42	8.41	8.47	8.4	8.56	8.54	8.67
10/4/2019 5:30	8.42	8.41	8.46	8.39	8.56	8.53	8.67
10/4/2019 5:45	8.41	8.41	8.45	8.4	8.56	8.53	8.66
10/4/2019 6:00	8.41	8.4	8.45	8.39	8.56	8.53	8.66
10/4/2019 6:15	8.41	8.4	8.45	8.39	8.55	8.52	8.66
10/4/2019 6:30	8.41	8.4	8.44	8.39	8.55	8.52	8.65
10/4/2019 6:45	8.41	8.4	8.45	8.39	8.54	8.52	8.65
10/4/2019 7:00	8.4	8.4	8.43	8.4	8.54	8.52	8.65
10/4/2019 7:15	8.41	8.4	8.44	8.4	8.54	8.51	8.65
10/4/2019 7:30	8.4	8.4	8.42	8.39	8.54	8.5	8.65
10/4/2019 7:45	8.4	8.4	8.44	8.38	8.54	8.52	8.65
10/4/2019 8:00	8.4	8.4	8.43	8.38	8.54	8.5	8.65
10/4/2019 8:15	8.4	8.4	8.43	8.39	8.53	8.51	8.65
10/4/2019 8:30	8.4	8.39	8.42	8.39	8.53	8.5	8.65
10/4/2019 8:45	8.4	8.39	8.42	8.38	8.53	8.5	8.65
10/4/2019 9:00	8.39	8.39	8.42	8.39	8.53	8.49	8.64
10/4/2019 9:15	8.39	8.39	8.42	8.38	8.53	8.5	8.64
10/4/2019 9:30	8.39	8.39	8.41	8.38	8.53	8.49	8.64
10/4/2019 9:45	8.38	8.39	8.41	8.38	8.53	8.49	8.64
10/4/2019 10:00	8.38	8.39	8.41	8.38	8.53	8.5	8.64
10/4/2019 10:15	8.38	8.38	8.4	8.38	8.52	8.48	8.64

Date Time	K-Plant						
	K-Plant Intake #1 °C	K-Plant Intake #2 °C	EMD Plant Intake °C	Cat Plant Intake °C	K-Plant Discharge °C	EMD Plant Discharge °C	Cat Plant Discharge °C
10/4/2019 10:30	8.38	8.37	8.4	8.38	8.52	8.49	8.64
10/4/2019 10:45	8.36	8.37	8.4	8.38	8.52	8.48	8.64
10/4/2019 11:00	8.37	8.37	8.39	8.38	8.52	8.48	8.64
10/4/2019 11:15	8.37	8.36	8.39	8.37	8.52	8.48	8.64
10/4/2019 11:30	8.36	8.36	8.39	8.37	8.51	8.48	8.64
10/4/2019 11:45	8.36	8.35	8.39	8.37	8.51	8.47	8.63
10/4/2019 12:00	8.36	8.35	8.4	8.37	8.51	8.48	8.63
10/4/2019 12:15	8.36	8.34	8.41	8.37	8.51	8.48	8.63
10/4/2019 12:30	8.36	8.35	8.41	8.37	8.51	8.49	8.63
10/4/2019 12:45	8.36	8.35	8.41	8.37	8.51	8.49	8.63
10/4/2019 13:00	8.37	8.36	8.41	8.37	8.51	8.49	8.63
10/4/2019 13:15	8.37	8.36	8.41	8.37	8.51	8.48	8.63
10/4/2019 13:30	8.37	8.37	8.4	8.37	8.51	8.49	8.64
10/4/2019 13:45	8.37	8.37	8.41	8.37	8.51	8.5	8.64
10/4/2019 14:00	8.37	8.37	8.42	8.37	8.51	8.5	8.64
10/4/2019 14:15	8.38	8.38	8.42	8.37	8.51	8.5	8.64
10/4/2019 14:30	8.38	8.38	8.42	8.37	8.51	8.5	8.64
10/4/2019 14:45	8.38	8.38	8.42	8.38	8.52	8.5	8.63
10/4/2019 15:00	8.38	8.38	8.43	8.38	8.52	8.51	8.64
10/4/2019 15:15	8.38	8.38	8.43	8.38	8.52	8.51	8.63
10/4/2019 15:30	8.38	8.38	8.43	8.38	8.52	8.51	8.64
10/4/2019 15:45	8.39	8.39	8.43	8.38	8.52	8.51	8.64
10/4/2019 16:00	8.39	8.39	8.43	8.38	8.52	8.51	8.64
10/4/2019 16:15	8.39	8.39	8.43	8.38	8.52	8.51	8.64
10/4/2019 16:30	8.39	8.39	8.43	8.38	8.52	8.51	8.65
10/4/2019 16:45	8.39	8.39	8.43	8.38	8.52	8.51	8.64
10/4/2019 17:00	8.39	8.39	8.43	8.38	8.52	8.51	8.64
10/4/2019 17:15	8.39	8.39	8.43	8.38	8.53	8.51	8.64
10/4/2019 17:30	8.39	8.39	8.43	8.38	8.53	8.51	8.64
10/4/2019 17:45	8.39	8.39	8.43	8.38	8.53	8.51	8.64
10/4/2019 18:00	8.39	8.39	8.43	8.38	8.53	8.51	8.64
10/4/2019 18:15	8.39	8.39	8.43	8.38	8.53	8.5	8.64
10/4/2019 18:30	8.39	8.39	8.43	8.38	8.52	8.5	8.64
10/4/2019 18:45	8.39	8.38	8.42	8.38	8.52	8.5	8.65
10/4/2019 19:00	8.38	8.38	8.42	8.38	8.52	8.5	8.64
10/4/2019 19:15	8.38	8.38	8.42	8.37	8.52	8.5	8.64
10/4/2019 19:30	8.38	8.38	8.42	8.38	8.52	8.5	8.64
10/4/2019 19:45	8.38	8.38	8.42	8.38	8.52	8.5	8.63
10/4/2019 20:00	8.38	8.37	8.41	8.38	8.52	8.49	8.64
10/4/2019 20:15	8.37	8.37	8.41	8.38	8.52	8.49	8.63
10/4/2019 20:30	8.37	8.37	8.41	8.37	8.51	8.49	8.63
10/4/2019 20:45	8.37	8.37	8.41	8.37	8.51	8.49	8.63
10/4/2019 21:00	8.36	8.37	8.4	8.37	8.51	8.48	8.63
10/4/2019 21:15	8.36	8.36	8.4	8.37	8.51	8.48	8.63

Date Time	K-Plant						
	K-Plant Intake #1 °C	K-Plant Intake #2 °C	EMD Plant Intake °C	Cat Plant Intake °C	K-Plant Discharge °C	EMD Plant Discharge °C	Cat Plant Discharge °C
10/4/2019 21:30	8.36	8.36	8.4	8.37	8.5	8.48	8.63
10/4/2019 21:45	8.36	8.36	8.4	8.37	8.5	8.47	8.62
10/4/2019 22:00	8.35	8.35	8.4	8.36	8.5	8.47	8.62
10/4/2019 22:15	8.35	8.35	8.39	8.36	8.49	8.47	8.62
10/4/2019 22:30	8.35	8.35	8.39	8.36	8.49	8.47	8.62
10/4/2019 22:45	8.35	8.34	8.39	8.36	8.49	8.47	8.62
10/4/2019 23:00	8.35	8.35	8.39	8.36	8.49	8.47	8.62
10/4/2019 23:15	8.35	8.34	8.39	8.36	8.48	8.47	8.62
10/4/2019 23:30	8.35	8.34	8.39	8.35	8.48	8.47	8.61
10/4/2019 23:45	8.35	8.34	8.38	8.35	8.48	8.46	8.61
10/5/2019 0:00	8.34	8.34	8.39	8.35	8.48	8.47	8.61
10/5/2019 0:15	8.34	8.34	8.39	8.34	8.48	8.47	8.6
10/5/2019 0:30	8.34	8.34	8.39	8.34	8.48	8.46	8.6
10/5/2019 0:45	8.34	8.34	8.39	8.33	8.47	8.46	8.6
10/5/2019 1:00	8.34	8.34	8.39	8.33	8.47	8.46	8.59
10/5/2019 1:15	8.34	8.34	8.38	8.32	8.47	8.46	8.59
10/5/2019 1:30	8.34	8.33	8.37	8.32	8.46	8.45	8.59
10/5/2019 1:45	8.34	8.33	8.36	8.32	8.46	8.44	8.58
10/5/2019 2:00	8.31	8.33	8.36	8.32	8.45	8.44	8.58
10/5/2019 2:15	8.32	8.32	8.36	8.31	8.45	8.44	8.57
10/5/2019 2:30	8.32	8.32	8.35	8.31	8.45	8.43	8.57
10/5/2019 2:45	8.31	8.32	8.34	8.31	8.44	8.43	8.57
10/5/2019 3:00	8.32	8.32	8.34	8.3	8.43	8.43	8.57
10/5/2019 3:15	8.32	8.32	8.34	8.3	8.43	8.42	8.56
10/5/2019 3:30	8.3	8.32	8.34	8.29	8.43	8.41	8.56
10/5/2019 3:45	8.3	8.31	8.34	8.28	8.43	8.41	8.55
10/5/2019 4:00	8.3	8.31	8.33	8.28	8.43	8.41	8.54
10/5/2019 4:15	8.3	8.3	8.32	8.28	8.42	8.4	8.54
10/5/2019 4:30	8.3	8.29	8.33	8.27	8.42	8.4	8.54
10/5/2019 4:45	8.29	8.29	8.32	8.27	8.42	8.4	8.53
10/5/2019 5:00	8.28	8.29	8.32	8.27	8.41	8.39	8.53
10/5/2019 5:15	8.28	8.29	8.31	8.27	8.41	8.39	8.52
10/5/2019 5:30	8.28	8.29	8.31	8.26	8.41	8.39	8.52
10/5/2019 5:45	8.28	8.29	8.31	8.26	8.4	8.38	8.52
10/5/2019 6:00	8.28	8.28	8.3	8.25	8.39	8.38	8.51
10/5/2019 6:15	8.28	8.28	8.3	8.25	8.39	8.37	8.51
10/5/2019 6:30	8.28	8.28	8.3	8.23	8.39	8.37	8.5
10/5/2019 6:45	8.28	8.28	8.3	8.23	8.38	8.37	8.49
10/5/2019 7:00	8.26	8.27	8.29	8.22	8.38	8.37	8.49
10/5/2019 7:15	8.26	8.26	8.29	8.23	8.38	8.36	8.48
10/5/2019 7:30	8.26	8.26	8.28	8.22	8.37	8.36	8.49
10/5/2019 7:45	8.25	8.26	8.28	8.22	8.37	8.35	8.48
10/5/2019 8:00	8.25	8.25	8.27	8.22	8.36	8.35	8.48
10/5/2019 8:15	8.25	8.25	8.28	8.22	8.36	8.35	8.48

Date Time	K-Plant						
	K-Plant Intake #1 °C	K-Plant Intake #2 °C	EMD Plant Intake °C	Cat Plant Intake °C	K-Plant Discharge °C	EMD Plant Discharge °C	Cat Plant Discharge °C
10/5/2019 8:30	8.23	8.24	8.28	8.22	8.36	8.35	8.47
10/5/2019 8:45	8.24	8.23	8.28	8.22	8.35	8.35	8.47
10/5/2019 9:00	8.23	8.23	8.27	8.21	8.35	8.34	8.47
10/5/2019 9:15	8.23	8.23	8.27	8.21	8.35	8.34	8.46
10/5/2019 9:30	8.23	8.23	8.27	8.2	8.35	8.34	8.46
10/5/2019 9:45	8.23	8.23	8.27	8.2	8.35	8.34	8.46
10/5/2019 10:00	8.23	8.23	8.25	8.2	8.35	8.33	8.46
10/5/2019 10:15	8.23	8.23	8.26	8.2	8.35	8.34	8.46
10/5/2019 10:30	8.22	8.22	8.27	8.2	8.35	8.34	8.46
10/5/2019 10:45	8.22	8.23	8.27	8.19	8.35	8.34	8.45
10/5/2019 11:00	8.23	8.23	8.26	8.19	8.35	8.33	8.45
10/5/2019 11:15	8.23	8.23	8.27	8.19	8.35	8.34	8.45
10/5/2019 11:30	8.23	8.23	8.26	8.2	8.35	8.34	8.45
10/5/2019 11:45	8.23	8.23	8.26	8.19	8.35	8.33	8.45
10/5/2019 12:00	8.23	8.23	8.24	8.2	8.35	8.32	8.45
10/5/2019 12:15	8.23	8.23	8.24	8.21	8.35	8.33	8.46
10/5/2019 12:30	8.23	8.23	8.25	8.22	8.35	8.32	8.46
10/5/2019 12:45	8.23	8.23	8.25	8.23	8.36	8.32	8.47
10/5/2019 13:00	8.23	8.23	8.25	8.24	8.37	8.32	8.47
10/5/2019 13:15	8.23	8.23	8.25	8.24	8.38	8.33	8.48
10/5/2019 13:30	8.23	8.23	8.25	8.24	8.39	8.33	8.48
10/5/2019 13:45	8.23	8.23	8.24	8.24	8.39	8.32	8.49
10/5/2019 14:00	8.23	8.23	8.26	8.24	8.39	8.34	8.49
10/5/2019 14:15	8.24	8.23	8.26	8.24	8.39	8.33	8.49
10/5/2019 14:30	8.23	8.23	8.27	8.24	8.39	8.33	8.49
10/5/2019 14:45	8.23	8.23	8.24	8.23	8.39	8.32	8.48
10/5/2019 15:00	8.23	8.23	8.25	8.23	8.39	8.34	8.48
10/5/2019 15:15	8.23	8.24	8.27	8.27	8.4	8.34	8.49
10/5/2019 15:30	8.26	8.24	8.26	8.29	8.4	8.34	8.5
10/5/2019 15:45	8.27	8.25	8.25	8.3	8.4	8.35	8.52
10/5/2019 16:00	8.28	8.27	8.25	8.32	8.42	8.32	8.53
10/5/2019 16:15	8.29	8.27	8.27	8.34	8.43	8.34	8.56
10/5/2019 16:30	8.3	8.28	8.27	8.34	8.44	8.33	8.57
10/5/2019 16:45	8.3	8.29	8.28	8.34	8.44	8.35	8.58
10/5/2019 17:00	8.29	8.29	8.25	8.33	8.43	8.34	8.58
10/5/2019 17:15	8.29	8.29	8.24	8.32	8.42	8.33	8.57
10/5/2019 17:30	8.29	8.29	8.25	8.31	8.42	8.34	8.56
10/5/2019 17:45	8.29	8.29	8.24	8.31	8.42	8.34	8.55
10/5/2019 18:00	8.28	8.28	8.25	8.29	8.42	8.33	8.54
10/5/2019 18:15	8.28	8.27	8.26	8.29	8.41	8.34	8.54
10/5/2019 18:30	8.28	8.27	8.26	8.28	8.41	8.33	8.54
10/5/2019 18:45	8.28	8.27	8.28	8.28	8.4	8.34	8.53
10/5/2019 19:00	8.27	8.27	8.27	8.27	8.4	8.34	8.53
10/5/2019 19:15	8.27	8.27	8.27	8.27	8.39	8.34	8.52

Date Time	K-Plant						
	K-Plant Intake #1 °C	K-Plant Intake #2 °C	EMD Plant Intake °C	Cat Plant Intake °C	K-Plant Discharge °C	EMD Plant Discharge °C	Cat Plant Discharge °C
10/5/2019 19:30	8.27	8.27	8.28	8.27	8.39	8.35	8.52
10/5/2019 19:45	8.27	8.27	8.27	8.27	8.39	8.35	8.51
10/5/2019 20:00	8.28	8.27	8.28	8.25	8.39	8.35	8.51
10/5/2019 20:15	8.27	8.27	8.28	8.25	8.38	8.35	8.51
10/5/2019 20:30	8.27	8.27	8.28	8.23	8.38	8.35	8.51
10/5/2019 20:45	8.27	8.27	8.28	8.24	8.38	8.35	8.5
10/5/2019 21:00	8.26	8.27	8.28	8.23	8.38	8.35	8.5
10/5/2019 21:15	8.27	8.27	8.28	8.24	8.38	8.35	8.5
10/5/2019 21:30	8.27	8.27	8.27	8.23	8.38	8.35	8.49
10/5/2019 21:45	8.27	8.26	8.27	8.23	8.38	8.35	8.49
10/5/2019 22:00	8.26	8.26	8.27	8.24	8.38	8.34	8.49
10/5/2019 22:15	8.26	8.26	8.27	8.24	8.38	8.35	8.49
10/5/2019 22:30	8.26	8.25	8.28	8.24	8.38	8.35	8.49
10/5/2019 22:45	8.25	8.25	8.27	8.23	8.38	8.35	8.49
10/5/2019 23:00	8.25	8.25	8.27	8.23	8.38	8.34	8.49
10/5/2019 23:15	8.25	8.25	8.27	8.23	8.37	8.34	8.48
10/5/2019 23:30	8.25	8.23	8.26	8.22	8.37	8.34	8.48
10/5/2019 23:45	8.24	8.24	8.26	8.23	8.37	8.34	8.48
10/6/2019 0:00	8.24	8.24	8.27	8.23	8.36	8.34	8.48
10/6/2019 0:15	8.24	8.24	8.26	8.22	8.36	8.34	8.48
10/6/2019 0:30	8.24	8.24	8.26	8.22	8.36	8.34	8.48
10/6/2019 0:45	8.24	8.24	8.26	8.21	8.36	8.33	8.47
10/6/2019 1:00	8.24	8.23	8.25	8.21	8.35	8.33	8.47
10/6/2019 1:15	8.24	8.23	8.25	8.21	8.35	8.33	8.46
10/6/2019 1:30	8.24	8.23	8.25	8.22	8.35	8.33	8.46
10/6/2019 1:45	8.24	8.23	8.25	8.21	8.34	8.33	8.47
10/6/2019 2:00	8.24	8.23	8.25	8.2	8.33	8.32	8.47
10/6/2019 2:15	8.22	8.22	8.24	8.21	8.33	8.31	8.46
10/6/2019 2:30	8.22	8.22	8.23	8.2	8.33	8.31	8.46
10/6/2019 2:45	8.22	8.22	8.23	8.2	8.33	8.3	8.46
10/6/2019 3:00	8.21	8.22	8.24	8.19	8.33	8.31	8.45
10/6/2019 3:15	8.21	8.22	8.24	8.19	8.32	8.31	8.45
10/6/2019 3:30	8.22	8.22	8.22	8.18	8.33	8.3	8.45
10/6/2019 3:45	8.21	8.21	8.23	8.19	8.32	8.3	8.45
10/6/2019 4:00	8.21	8.21	8.24	8.17	8.32	8.3	8.44
10/6/2019 4:15	8.21	8.21	8.23	8.17	8.32	8.3	8.43
10/6/2019 4:30	8.2	8.2	8.22	8.17	8.31	8.3	8.43
10/6/2019 4:45	8.19	8.2	8.22	8.17	8.31	8.29	8.43
10/6/2019 5:00	8.18	8.2	8.21	8.16	8.31	8.29	8.43
10/6/2019 5:15	8.18	8.18	8.2	8.16	8.31	8.28	8.43
10/6/2019 5:30	8.18	8.18	8.21	8.15	8.3	8.28	8.42
10/6/2019 5:45	8.18	8.18	8.2	8.15	8.3	8.28	8.41
10/6/2019 6:00	8.18	8.17	8.2	8.16	8.3	8.27	8.42
10/6/2019 6:15	8.17	8.17	8.2	8.15	8.29	8.28	8.42

Date Time	K-Plant						
	K-Plant Intake #1 °C	K-Plant Intake #2 °C	EMD Plant Intake °C	Cat Plant Intake °C	K-Plant Discharge °C	EMD Plant Discharge °C	Cat Plant Discharge °C
10/6/2019 6:30	8.17	8.17	8.19	8.15	8.29	8.27	8.41
10/6/2019 6:45	8.17	8.17	8.19	8.15	8.29	8.27	8.41
10/6/2019 7:00	8.17	8.17	8.21	8.15	8.29	8.27	8.41
10/6/2019 7:15	8.17	8.17	8.2	8.15	8.28	8.28	8.41
10/6/2019 7:30	8.17	8.17	8.2	8.14	8.28	8.28	8.4
10/6/2019 7:45	8.17	8.17	8.19	8.14	8.28	8.26	8.4
10/6/2019 8:00	8.17	8.17	8.18	8.13	8.28	8.25	8.39
10/6/2019 8:15	8.17	8.16	8.18	8.13	8.27	8.26	8.39
10/6/2019 8:30	8.17	8.16	8.18	8.13	8.27	8.26	8.39
10/6/2019 8:45	8.16	8.17	8.18	8.13	8.28	8.26	8.39
10/6/2019 9:00	8.15	8.16	8.17	8.13	8.28	8.25	8.39
10/6/2019 9:15	8.15	8.16	8.17	8.11	8.28	8.25	8.38
10/6/2019 9:30	8.15	8.16	8.18	8.11	8.28	8.25	8.37
10/6/2019 9:45	8.15	8.15	8.17	8.11	8.28	8.25	8.37
10/6/2019 10:00	8.15	8.15	8.17	8.12	8.28	8.25	8.38
10/6/2019 10:15	8.15	8.15	8.17	8.12	8.28	8.24	8.38
10/6/2019 10:30	8.15	8.15	8.17	8.12	8.28	8.25	8.38
10/6/2019 10:45	8.15	8.15	8.17	8.13	8.28	8.25	8.38
10/6/2019 11:00	8.15	8.15	8.17	8.15	8.28	8.25	8.39
10/6/2019 11:15	8.16	8.15	8.17	8.16	8.29	8.25	8.4
10/6/2019 11:30	8.17	8.16	8.18	8.16	8.29	8.26	8.4
10/6/2019 11:45	8.17	8.17	8.19	8.16	8.3	8.26	8.4
10/6/2019 12:00	8.17	8.16	8.19	8.16	8.3	8.27	8.41
10/6/2019 12:15	8.17	8.16	8.2	8.18	8.3	8.28	8.42
10/6/2019 12:30	8.17	8.16	8.21	8.19	8.31	8.28	8.43
10/6/2019 12:45	8.18	8.17	8.21	8.2	8.31	8.29	8.44
10/6/2019 13:00	8.18	8.17	8.22	8.2	8.32	8.29	8.45
10/6/2019 13:15	8.19	8.18	8.23	8.2	8.33	8.3	8.45
10/6/2019 13:30	8.19	8.18	8.23	8.2	8.34	8.31	8.45
10/6/2019 13:45	8.19	8.19	8.24	8.21	8.34	8.31	8.46
10/6/2019 14:00	8.19	8.19	8.24	8.21	8.34	8.31	8.46
10/6/2019 14:15	8.19	8.19	8.24	8.21	8.34	8.31	8.46
10/6/2019 14:30	8.2	8.19	8.24	8.22	8.34	8.32	8.46
10/6/2019 14:45	8.2	8.2	8.24	8.22	8.34	8.32	8.47
10/6/2019 15:00	8.2	8.2	8.24	8.22	8.34	8.32	8.47
10/6/2019 15:15	8.2	8.2	8.24	8.21	8.34	8.31	8.47
10/6/2019 15:30	8.2	8.2	8.24	8.2	8.34	8.32	8.47
10/6/2019 15:45	8.2	8.2	8.24	8.21	8.34	8.32	8.46
10/6/2019 16:00	8.2	8.19	8.25	8.21	8.34	8.32	8.46
10/6/2019 16:15	8.19	8.2	8.25	8.21	8.34	8.32	8.46
10/6/2019 16:30	8.2	8.19	8.25	8.2	8.34	8.32	8.46
10/6/2019 16:45	8.2	8.2	8.25	8.21	8.33	8.32	8.46
10/6/2019 17:00	8.2	8.19	8.25	8.2	8.33	8.32	8.46
10/6/2019 17:15	8.2	8.2	8.24	8.18	8.32	8.32	8.45

Date Time	K-Plant						
	K-Plant Intake #1 °C	K-Plant Intake #2 °C	EMD Plant Intake °C	Cat Plant Intake °C	K-Plant Discharge °C	EMD Plant Discharge °C	Cat Plant Discharge °C
10/6/2019 17:30	8.2	8.19	8.24	8.16	8.32	8.31	8.44
10/6/2019 17:45	8.2	8.19	8.2	8.15	8.31	8.27	8.43
10/6/2019 18:00	8.19	8.18	8.19	8.16	8.31	8.27	8.42
10/6/2019 18:15	8.19	8.19	8.18	8.15	8.31	8.26	8.42
10/6/2019 18:30	8.18	8.18	8.18	8.16	8.31	8.27	8.41
10/6/2019 18:45	8.19	8.18	8.21	8.16	8.31	8.28	8.41
10/6/2019 19:00	8.18	8.17	8.2	8.15	8.31	8.28	8.41
10/6/2019 19:15	8.18	8.17	8.19	8.16	8.31	8.27	8.41
10/6/2019 19:30	8.18	8.17	8.19	8.16	8.3	8.27	8.41
10/6/2019 19:45	8.17	8.16	8.19	8.17	8.3	8.28	8.41
10/6/2019 20:00	8.16	8.16	8.2	8.17	8.3	8.28	8.41
10/6/2019 20:15	8.16	8.16	8.2	8.17	8.29	8.28	8.42
10/6/2019 20:30	8.16	8.15	8.21	8.16	8.29	8.28	8.42
10/6/2019 20:45	8.15	8.15	8.21	8.16	8.28	8.28	8.42
10/6/2019 21:00	8.15	8.15	8.2	8.16	8.28	8.28	8.41
10/6/2019 21:15	8.15	8.15	8.21	8.15	8.28	8.28	8.41
10/6/2019 21:30	8.15	8.15	8.2	8.15	8.27	8.27	8.41
10/6/2019 21:45	8.15	8.15	8.19	8.15	8.27	8.27	8.41
10/6/2019 22:00	8.15	8.15	8.19	8.14	8.27	8.26	8.4
10/6/2019 22:15	8.15	8.15	8.18	8.14	8.27	8.26	8.4
10/6/2019 22:30	8.15	8.15	8.17	8.14	8.27	8.25	8.39
10/6/2019 22:45	8.14	8.15	8.17	8.13	8.27	8.24	8.39
10/6/2019 23:00	8.13	8.14	8.16	8.12	8.27	8.24	8.39
10/6/2019 23:15	8.13	8.14	8.15	8.12	8.26	8.23	8.38
10/6/2019 23:30	8.12	8.13	8.15	8.11	8.25	8.22	8.37
10/6/2019 23:45	8.12	8.13	8.15	8.09	8.25	8.22	8.36
10/7/2019 0:00	8.11	8.12	8.14	8.08	8.24	8.21	8.36
10/7/2019 0:15	8.11	8.12	8.14	8.09	8.24	8.21	8.35
10/7/2019 0:30	8.1	8.11	8.13	8.09	8.23	8.2	8.34
10/7/2019 0:45	8.1	8.11	8.13	8.07	8.23	8.19	8.34
10/7/2019 1:00	8.1	8.11	8.12	8.07	8.22	8.19	8.33
10/7/2019 1:15	8.09	8.11	8.11	8.05	8.21	8.18	8.32
10/7/2019 1:30	8.08	8.1	8.1	8.04	8.2	8.17	8.32
10/7/2019 1:45	8.08	8.1	8.1	8.04	8.19	8.17	8.3
10/7/2019 2:00	8.07	8.09	8.09	8.04	8.18	8.17	8.3
10/7/2019 2:15	8.07	8.09	8.09	8.03	8.18	8.17	8.29
10/7/2019 2:30	8.06	8.09	8.07	8.02	8.17	8.15	8.28
10/7/2019 2:45	8.05	8.06	8.08	8.02	8.17	8.15	8.28
10/7/2019 3:00	8.04	8.07	8.08	8.01	8.16	8.17	8.27
10/7/2019 3:15	8.03	8.06	8.06	8.01	8.15	8.13	8.27
10/7/2019 3:30	8.02	8.04	8.05	8	8.15	8.12	8.26
10/7/2019 3:45	8.02	8.03	8.07	7.99	8.14	8.14	8.25
10/7/2019 4:00	8.02	8.03	8.06	7.97	8.13	8.14	8.25
10/7/2019 4:15	8.01	8.02	8.06	7.97	8.12	8.13	8.24



Date Time	K-Plant						
	K-Plant Intake #1 °C	K-Plant Intake #2 °C	EMD Plant Intake °C	Cat Plant Intake °C	K-Plant Discharge °C	EMD Plant Discharge °C	Cat Plant Discharge °C
10/7/2019 4:30	8	8.02	8.04	7.97	8.11	8.11	8.23
10/7/2019 4:45	7.99	8.02	8.05	7.96	8.11	8.12	8.23
10/7/2019 5:00	7.99	8.01	8.03	7.96	8.09	8.11	8.22
10/7/2019 5:15	7.98	8	8.01	7.95	8.08	8.09	8.22
10/7/2019 5:30	7.98	7.99	8	7.94	8.08	8.07	8.21
10/7/2019 5:45	7.98	7.99	8.01	7.93	8.07	8.08	8.2
10/7/2019 6:00	7.98	7.98	7.99	7.92	8.07	8.06	8.19
10/7/2019 6:15	7.98	7.96	7.98	7.91	8.09	8.05	8.19
10/7/2019 6:30	7.95	7.95	7.97	7.91	8.09	8.05	8.18
10/7/2019 6:45	7.96	7.94	7.97	7.91	8.09	8.04	8.17
10/7/2019 7:00	7.95	7.94	7.96	7.9	8.08	8.03	8.17
10/7/2019 7:15	7.93	7.91	7.96	7.9	8.07	8.04	8.16
10/7/2019 7:30	7.9	7.89	7.95	7.89	8.06	8.03	8.16
10/7/2019 7:45	7.89	7.88	7.94	7.88	8.05	8.01	8.15
10/7/2019 8:00	7.87	7.87	7.92	7.86	8.03	8	8.14
10/7/2019 8:15	7.85	7.85	7.92	7.86	8.02	8	8.13
10/7/2019 8:30	7.83	7.84	7.92	7.85	8	7.99	8.12
10/7/2019 8:45	7.82	7.82	7.9	7.85	7.99	7.98	8.11
10/7/2019 9:00	7.81	7.82	7.89	7.84	7.98	7.97	8.11
10/7/2019 9:15	7.82	7.81	7.88	7.82	7.97	7.95	8.1
10/7/2019 9:30	7.81	7.8	7.88	7.82	7.96	7.95	8.09
10/7/2019 9:45	7.81	7.79	7.87	7.82	7.95	7.95	8.09
10/7/2019 10:00	7.8	7.79	7.86	7.81	7.94	7.94	8.08
10/7/2019 10:15	7.8	7.79	7.86	7.8	7.93	7.93	8.07
10/7/2019 10:30	7.8	7.79	7.84	7.79	7.93	7.92	8.06
10/7/2019 10:45	7.8	7.78	7.83	7.79	7.92	7.91	8.06
10/7/2019 11:00	7.79	7.78	7.82	7.78	7.94	7.89	8.05
10/7/2019 11:15	7.79	7.78	7.81	7.77	7.94	7.88	8.04
10/7/2019 11:30	7.78	7.78	7.8	7.76	7.92	7.88	8.04
10/7/2019 11:45	7.78	7.78	7.78	7.76	7.9	7.86	8.03
10/7/2019 12:00	7.78	7.77	7.78	7.75	7.89	7.85	8.02
10/7/2019 12:15	7.78	7.76	7.76	7.73	7.88	7.84	8.01
10/7/2019 12:30	7.77	7.76	7.75	7.72	7.88	7.83	8
10/7/2019 12:45	7.75	7.76	7.74	7.72	7.87	7.82	8
10/7/2019 13:00	7.73	7.74	7.74	7.71	7.87	7.81	7.99
10/7/2019 13:15	7.72	7.73	7.74	7.71	7.86	7.81	7.98
10/7/2019 13:30	7.71	7.72	7.72	7.69	7.84	7.79	7.97
10/7/2019 13:45	7.7	7.72	7.71	7.7	7.83	7.79	7.97
10/7/2019 14:00	7.7	7.71	7.71	7.69	7.82	7.79	7.96
10/7/2019 14:15	7.69	7.7	7.7	7.68	7.81	7.78	7.96
10/7/2019 14:30	7.69	7.69	7.71	7.67	7.81	7.79	7.95
10/7/2019 14:45	7.68	7.69	7.7	7.68	7.8	7.78	7.94
10/7/2019 15:00	7.69	7.69	7.68	7.65	7.8	7.76	7.94
10/7/2019 15:15	7.66	7.68	7.68	7.63	7.8	7.76	7.93

Date Time	K-Plant						
	K-Plant Intake #1 °C	K-Plant Intake #2 °C	EMD Plant Intake °C	Cat Plant Intake °C	K-Plant Discharge °C	EMD Plant Discharge °C	Cat Plant Discharge °C
10/7/2019 15:30	7.65	7.67	7.67	7.65	7.79	7.75	7.91
10/7/2019 15:45	7.65	7.65	7.67	7.61	7.79	7.75	7.9
10/7/2019 16:00	7.64	7.65	7.67	7.61	7.78	7.75	7.89
10/7/2019 16:15	7.63	7.64	7.66	7.62	7.78	7.75	7.89
10/7/2019 16:30	7.63	7.64	7.66	7.6	7.77	7.74	7.88
10/7/2019 16:45	7.63	7.63	7.66	7.59	7.76	7.74	7.87
10/7/2019 17:00	7.61	7.64	7.66	7.59	7.76	7.74	7.86
10/7/2019 17:15	7.62	7.62	7.65	7.62	7.75	7.73	7.86
10/7/2019 17:30	7.61	7.61	7.65	7.61	7.74	7.73	7.87
10/7/2019 17:45	7.61	7.61	7.64	7.59	7.74	7.72	7.87
10/7/2019 18:00	7.6	7.61	7.64	7.59	7.74	7.72	7.87
10/7/2019 18:15	7.6	7.6	7.64	7.57	7.73	7.72	7.86
10/7/2019 18:30	7.6	7.6	7.63	7.57	7.72	7.7	7.85
10/7/2019 18:45	7.6	7.59	7.62	7.59	7.71	7.7	7.85
10/7/2019 19:00	7.59	7.59	7.61	7.58	7.7	7.68	7.85
10/7/2019 19:15	7.58	7.58	7.6	7.55	7.69	7.68	7.84
10/7/2019 19:30	7.56	7.57	7.59	7.54	7.69	7.67	7.83
10/7/2019 19:45	7.55	7.56	7.58	7.53	7.69	7.66	7.81
10/7/2019 20:00	7.55	7.55	7.58	7.52	7.68	7.66	7.81
10/7/2019 20:15	7.55	7.55	7.57	7.51	7.67	7.65	7.79
10/7/2019 20:30	7.55	7.54	7.56	7.5	7.66	7.63	7.78
10/7/2019 20:45	7.54	7.54	7.55	7.5	7.65	7.62	7.77
10/7/2019 21:00	7.53	7.53	7.53	7.48	7.64	7.61	7.77
10/7/2019 21:15	7.52	7.52	7.52	7.47	7.63	7.59	7.75
10/7/2019 21:30	7.5	7.51	7.5	7.44	7.62	7.58	7.74
10/7/2019 21:45	7.49	7.49	7.49	7.43	7.6	7.57	7.72
10/7/2019 22:00	7.48	7.49	7.51	7.42	7.59	7.59	7.71
10/7/2019 22:15	7.46	7.48	7.48	7.41	7.57	7.56	7.7
10/7/2019 22:30	7.45	7.46	7.49	7.4	7.56	7.56	7.69
10/7/2019 22:45	7.44	7.45	7.47	7.39	7.55	7.56	7.68
10/7/2019 23:00	7.43	7.45	7.46	7.39	7.54	7.54	7.67
10/7/2019 23:15	7.42	7.44	7.45	7.37	7.53	7.53	7.66
10/7/2019 23:30	7.4	7.42	7.43	7.36	7.52	7.52	7.64
10/7/2019 23:45	7.4	7.41	7.44	7.34	7.51	7.51	7.64
10/8/2019 0:00	7.39	7.4	7.41	7.33	7.5	7.49	7.62
10/8/2019 0:15	7.38	7.38	7.39	7.31	7.49	7.5	7.6
10/8/2019 0:30	7.36	7.37	7.4	7.3	7.47	7.48	7.59
10/8/2019 0:45	7.36	7.36	7.39	7.32	7.46	7.47	7.59
10/8/2019 1:00	7.35	7.35	7.39	7.3	7.46	7.48	7.58
10/8/2019 1:15	7.34	7.34	7.4	7.3	7.44	7.5	7.58
10/8/2019 1:30	7.35	7.34	7.41	7.31	7.44	7.48	7.58
10/8/2019 1:45	7.35	7.33	7.38	7.28	7.45	7.47	7.57
10/8/2019 2:00	7.34	7.35	7.4	7.3	7.45	7.47	7.57
10/8/2019 2:15	7.34	7.34	7.38	7.29	7.44	7.47	7.57

Date Time	K-Plant						
	K-Plant Intake #1 °C	K-Plant Intake #2 °C	EMD Plant Intake °C	Cat Plant Intake °C	K-Plant Discharge °C	EMD Plant Discharge °C	Cat Plant Discharge °C
10/8/2019 2:30	7.34	7.34	7.36	7.29	7.44	7.45	7.56
10/8/2019 2:45	7.33	7.35	7.35	7.28	7.43	7.44	7.55
10/8/2019 3:00	7.31	7.33	7.35	7.28	7.42	7.43	7.55
10/8/2019 3:15	7.32	7.32	7.34	7.25	7.41	7.43	7.54
10/8/2019 3:30	7.3	7.31	7.34	7.25	7.4	7.42	7.52
10/8/2019 3:45	7.29	7.3	7.32	7.25	7.39	7.41	7.52
10/8/2019 4:00	7.28	7.29	7.3	7.25	7.38	7.39	7.52
10/8/2019 4:15	7.27	7.27	7.28	7.24	7.38	7.36	7.51
10/8/2019 4:30	7.25	7.25	7.27	7.24	7.37	7.36	7.51
10/8/2019 4:45	7.23	7.23	7.25	7.22	7.36	7.34	7.5
10/8/2019 5:00	7.22	7.22	7.23	7.21	7.35	7.31	7.49
10/8/2019 5:15	7.21	7.21	7.23	7.2	7.34	7.3	7.48
10/8/2019 5:30	7.19	7.2	7.21	7.18	7.33	7.29	7.47
10/8/2019 5:45	7.17	7.18	7.19	7.17	7.31	7.27	7.45
10/8/2019 6:00	7.16	7.16	7.19	7.14	7.3	7.27	7.44
10/8/2019 6:15	7.15	7.15	7.17	7.14	7.28	7.25	7.43
10/8/2019 6:30	7.14	7.14	7.16	7.08	7.28	7.24	7.41
10/8/2019 6:45	7.13	7.13	7.15	7.09	7.26	7.22	7.37
10/8/2019 7:00	7.12	7.12	7.14	7.07	7.24	7.21	7.37
10/8/2019 7:15	7.1	7.11	7.12	7.06	7.22	7.2	7.36
10/8/2019 7:30	7.09	7.1	7.09	7.02	7.21	7.18	7.34
10/8/2019 7:45	7.08	7.07	7.07	7.04	7.19	7.16	7.33
10/8/2019 8:00	7.05	7.05	7.06	7.02	7.18	7.14	7.32
10/8/2019 8:15	7.03	7.04	7.04	7	7.16	7.13	7.3
10/8/2019 8:30	7.03	7.04	7.04	6.98	7.15	7.12	7.28
10/8/2019 8:45	7.02	7.02	7.02	6.96	7.14	7.1	7.27
10/8/2019 9:00	7	7.01	7.01	6.96	7.13	7.09	7.26
10/8/2019 9:15	6.99	7	7	6.94	7.11	7.08	7.24
10/8/2019 9:30	6.98	6.99	7.04	6.91	7.1	7.13	7.23
10/8/2019 9:45	6.98	6.99	7.05	6.89	7.08	7.14	7.21
10/8/2019 10:00	6.97	6.98	7.01	6.89	7.07	7.12	7.2
10/8/2019 10:15	6.97	6.97	6.98	6.86	7.06	7.08	7.18
10/8/2019 10:30	6.95	6.97	6.98	6.87	7.05	7.08	7.17
10/8/2019 10:45	6.9	6.92	7	6.87	7.04	7.09	7.17
10/8/2019 11:00	6.92	6.92	6.98	6.87	7.03	7.08	7.17
10/8/2019 11:15	6.94	6.93	6.97	6.87	7.04	7.06	7.17
10/8/2019 11:30	6.94	6.92	7.01	6.9	7.04	7.09	7.17
10/8/2019 11:45	6.95	6.92	6.99	6.9	7.05	7.07	7.18
10/8/2019 12:00	6.96	6.93	6.98	6.92	7.05	7.09	7.19
10/8/2019 12:15	6.96	6.95	7.01	6.91	7.05	7.09	7.19
10/8/2019 12:30	6.95	6.96	6.99	6.91	7.05	7.08	7.2
10/8/2019 12:45	6.94	6.95	6.98	6.91	7.06	7.07	7.2
10/8/2019 13:00	6.95	6.94	6.96	6.92	7.06	7.07	7.19
10/8/2019 13:15	6.95	6.97	7.01	6.91	7.06	7.09	7.2

Date Time	K-Plant						
	K-Plant Intake #1 °C	K-Plant Intake #2 °C	EMD Plant Intake °C	Cat Plant Intake °C	K-Plant Discharge °C	EMD Plant Discharge °C	Cat Plant Discharge °C
10/8/2019 13:30	6.95	6.94	6.99	6.92	7.07	7.06	7.2
10/8/2019 13:45	6.96	6.94	6.98	6.92	7.07	7.07	7.2
10/8/2019 14:00	6.95	6.93	7.01	6.91	7.07	7.09	7.2
10/8/2019 14:15	6.96	6.95	7.01	6.92	7.08	7.09	7.2
10/8/2019 14:30	6.95	6.95	7	6.93	7.08	7.08	7.2
10/8/2019 14:45	6.95	6.94	7.01	6.93	7.09	7.08	7.21
10/8/2019 15:00	6.96	6.95	6.99	6.93	7.08	7.08	7.21
10/8/2019 15:15	6.96	6.97	7.01	6.91	7.09	7.09	7.2
10/8/2019 15:30	6.96	6.95	6.99	6.91	7.09	7.08	7.2
10/8/2019 15:45	6.94	6.95	6.98	6.92	7.08	7.07	7.19
10/8/2019 16:00	6.94	6.94	6.99	6.92	7.07	7.08	7.19
10/8/2019 16:15	6.95	6.93	6.99	6.91	7.07	7.08	7.19
10/8/2019 16:30	6.94	6.95	6.99	6.91	7.06	7.08	7.19
10/8/2019 16:45	6.95	6.95	6.99	6.92	7.06	7.07	7.19
10/8/2019 17:00	6.94	6.94	6.98	6.91	7.05	7.07	7.19
10/8/2019 17:15	6.94	6.94	6.97	6.92	7.05	7.06	7.19
10/8/2019 17:30	6.94	6.94	6.97	6.92	7.05	7.05	7.19
10/8/2019 17:45	6.93	6.93	6.96	6.9	7.05	7.04	7.19
10/8/2019 18:00	6.92	6.92	6.94	6.88	7.04	7.03	7.18
10/8/2019 18:15	6.91	6.91	6.94	6.87	7.03	7.02	7.17
10/8/2019 18:30	6.9	6.9	6.9	6.87	7.02	7	7.16
10/8/2019 18:45	6.89	6.89	6.9	6.86	7.01	6.99	7.16
10/8/2019 19:00	6.87	6.88	6.89	6.84	6.99	6.98	7.15
10/8/2019 19:15	6.86	6.87	6.88	6.82	6.98	6.96	7.13
10/8/2019 19:30	6.86	6.86	6.86	6.82	6.97	6.95	7.12
10/8/2019 19:45	6.85	6.85	6.86	6.8	6.95	6.94	7.11
10/8/2019 20:00	6.83	6.84	6.85	6.76	6.93	6.94	7.09
10/8/2019 20:15	6.83	6.83	6.84	6.75	6.91	6.92	7.07
10/8/2019 20:30	6.81	6.82	6.84	6.73	6.9	6.92	7.05
10/8/2019 20:45	6.79	6.81	6.8	6.71	6.89	6.89	7.03
10/8/2019 21:00	6.78	6.8	6.79	6.7	6.89	6.87	7.01
10/8/2019 21:15	6.77	6.79	6.77	6.69	6.88	6.86	7
10/8/2019 21:30	6.76	6.78	6.76	6.68	6.87	6.85	6.99
10/8/2019 21:45	6.73	6.77	6.76	6.68	6.86	6.84	6.98
10/8/2019 22:00	6.73	6.77	6.77	6.66	6.85	6.85	6.97
10/8/2019 22:15	6.72	6.75	6.75	6.66	6.85	6.84	6.96
10/8/2019 22:30	6.71	6.73	6.74	6.66	6.83	6.82	6.95
10/8/2019 22:45	6.71	6.71	6.73	6.65	6.83	6.82	6.95
10/8/2019 23:00	6.69	6.72	6.71	6.63	6.82	6.8	6.94
10/8/2019 23:15	6.69	6.71	6.7	6.63	6.81	6.8	6.93
10/8/2019 23:30	6.69	6.71	6.69	6.62	6.8	6.78	6.92
10/8/2019 23:45	6.69	6.69	6.69	6.62	6.79	6.78	6.92
10/9/2019 0:00	6.69	6.67	6.69	6.62	6.78	6.78	6.91
10/9/2019 0:15	6.66	6.66	6.7	6.63	6.78	6.78	6.91

Date Time	K-Plant						
	K-Plant Intake #1 °C	K-Plant Intake #2 °C	EMD Plant Intake °C	Cat Plant Intake °C	K-Plant Discharge °C	EMD Plant Discharge °C	Cat Plant Discharge °C
10/9/2019 0:30	6.65	6.65	6.69	6.62	6.78	6.78	6.91
10/9/2019 0:45	6.65	6.65	6.68	6.61	6.77	6.76	6.91
10/9/2019 1:00	6.64	6.64	6.65	6.59	6.76	6.75	6.9
10/9/2019 1:15	6.64	6.64	6.66	6.59	6.77	6.74	6.88
10/9/2019 1:30	6.64	6.64	6.65	6.57	6.76	6.74	6.88
10/9/2019 1:45	6.63	6.63	6.63	6.56	6.75	6.72	6.87
10/9/2019 2:00	6.62	6.62	6.62	6.55	6.74	6.71	6.86
10/9/2019 2:15	6.61	6.62	6.61	6.54	6.73	6.69	6.85
10/9/2019 2:30	6.6	6.61	6.6	6.53	6.72	6.67	6.84
10/9/2019 2:45	6.59	6.6	6.6	6.51	6.7	6.67	6.82
10/9/2019 3:00	6.56	6.58	6.58	6.5	6.69	6.66	6.8
10/9/2019 3:15	6.56	6.56	6.57	6.48	6.69	6.65	6.79
10/9/2019 3:30	6.55	6.55	6.56	6.49	6.68	6.65	6.78
10/9/2019 3:45	6.54	6.55	6.55	6.48	6.68	6.63	6.78
10/9/2019 4:00	6.53	6.53	6.56	6.48	6.68	6.64	6.77
10/9/2019 4:15	6.53	6.53	6.54	6.48	6.67	6.63	6.77
10/9/2019 4:30	6.52	6.52	6.54	6.47	6.66	6.63	6.76
10/9/2019 4:45	6.51	6.51	6.54	6.46	6.65	6.63	6.76
10/9/2019 5:00	6.51	6.51	6.49	6.45	6.64	6.61	6.75
10/9/2019 5:15	6.5	6.5	6.52	6.44	6.62	6.61	6.74
10/9/2019 5:30	6.51	6.5	6.51	6.43	6.62	6.6	6.73
10/9/2019 5:45	6.5	6.49	6.5	6.42	6.62	6.58	6.72
10/9/2019 6:00	6.5	6.49	6.49	6.41	6.61	6.57	6.71
10/9/2019 6:15	6.5	6.48	6.47	6.4	6.6	6.56	6.69
10/9/2019 6:30	6.49	6.49	6.47	6.38	6.6	6.56	6.69
10/9/2019 6:45	6.49	6.49	6.47	6.38	6.59	6.55	6.67
10/9/2019 7:00	6.5	6.48	6.44	6.36	6.58	6.54	6.66
10/9/2019 7:15	6.46	6.47	6.45	6.36	6.58	6.52	6.65
10/9/2019 7:30	6.48	6.46	6.43	6.34	6.57	6.53	6.65
10/9/2019 7:45	6.48	6.48	6.42	6.33	6.57	6.52	6.64
10/9/2019 8:00	6.48	6.47	6.43	6.33	6.56	6.51	6.62
10/9/2019 8:15	6.44	6.44	6.42	6.33	6.55	6.51	6.62
10/9/2019 8:30	6.42	6.42	6.39	6.31	6.55	6.47	6.62
10/9/2019 8:45	6.42	6.42	6.39	6.31	6.55	6.47	6.6
10/9/2019 9:00	6.44	6.43	6.37	6.29	6.56	6.48	6.59
10/9/2019 9:15	6.42	6.4	6.37	6.29	6.56	6.46	6.58
10/9/2019 9:30	6.39	6.37	6.36	6.28	6.55	6.45	6.57
10/9/2019 9:45	6.38	6.37	6.34	6.26	6.53	6.42	6.57
10/9/2019 10:00	6.36	6.35	6.33	6.28	6.51	6.42	6.56
10/9/2019 10:15	6.35	6.35	6.33	6.26	6.51	6.43	6.57
10/9/2019 10:30	6.35	6.33	6.34	6.28	6.49	6.44	6.56
10/9/2019 10:45	6.32	6.33	6.34	6.3	6.49	6.44	6.57
10/9/2019 11:00	6.32	6.33	6.34	6.29	6.49	6.44	6.58
10/9/2019 11:15	6.33	6.33	6.34	6.3	6.49	6.43	6.58

Date Time	K-Plant						
	K-Plant Intake #1 °C	K-Plant Intake #2 °C	EMD Plant Intake °C	Cat Plant Intake °C	K-Plant Discharge °C	EMD Plant Discharge °C	Cat Plant Discharge °C
10/9/2019 11:30	6.32	6.32	6.35	6.3	6.49	6.44	6.58
10/9/2019 11:45	6.33	6.32	6.35	6.31	6.5	6.45	6.59
10/9/2019 12:00	6.31	6.32	6.35	6.33	6.5	6.45	6.59
10/9/2019 12:15	6.33	6.33	6.36	6.33	6.51	6.45	6.6
10/9/2019 12:30	6.34	6.34	6.39	6.33	6.54	6.47	6.61
10/9/2019 12:45	6.36	6.34	6.38	6.33	6.55	6.46	6.62
10/9/2019 13:00	6.35	6.35	6.38	6.34	6.56	6.46	6.62
10/9/2019 13:15	6.38	6.37	6.37	6.35	6.57	6.47	6.63
10/9/2019 13:30	6.38	6.37	6.38	6.36	6.58	6.48	6.63
10/9/2019 13:45	6.38	6.38	6.4	6.36	6.6	6.49	6.63
10/9/2019 14:00	6.4	6.38	6.39	6.36	6.6	6.49	6.65
10/9/2019 14:15	6.42	6.4	6.4	6.4	6.62	6.5	6.64
10/9/2019 14:30	6.42	6.41	6.4	6.38	6.63	6.49	6.66
10/9/2019 14:45	6.44	6.43	6.4	6.36	6.63	6.49	6.67
10/9/2019 15:00	6.46	6.44	6.41	6.36	6.63	6.5	6.66
10/9/2019 15:15	6.44	6.45	6.41	6.38	6.63	6.51	6.65
10/9/2019 15:30	6.45	6.42	6.43	6.38	6.64	6.53	6.66
10/9/2019 15:45	6.44	6.41	6.43	6.38	6.62	6.53	6.66
10/9/2019 16:00	6.44	6.43	6.43	6.38	6.62	6.53	6.66
10/9/2019 16:15	6.44	6.43	6.44	6.4	6.61	6.53	6.66
10/9/2019 16:30	6.43	6.42	6.45	6.4	6.6	6.54	6.67
10/9/2019 16:45	6.44	6.43	6.45	6.4	6.6	6.55	6.67
10/9/2019 17:00	6.45	6.43	6.45	6.4	6.6	6.55	6.67
10/9/2019 17:15	6.44	6.42	6.44	6.4	6.59	6.54	6.68
10/9/2019 17:30	6.42	6.42	6.44	6.4	6.57	6.53	6.68
10/9/2019 17:45	6.4	6.41	6.44	6.38	6.56	6.53	6.68
10/9/2019 18:00	6.39	6.4	6.43	6.38	6.55	6.53	6.67
10/9/2019 18:15	6.39	6.4	6.43	6.37	6.54	6.52	6.66
10/9/2019 18:30	6.39	6.4	6.42	6.37	6.52	6.52	6.66
10/9/2019 18:45	6.38	6.39	6.41	6.34	6.51	6.5	6.65
10/9/2019 19:00	6.37	6.38	6.4	6.33	6.5	6.5	6.64
10/9/2019 19:15	6.37	6.38	6.39	6.33	6.49	6.49	6.63
10/9/2019 19:30	6.37	6.37	6.38	6.32	6.48	6.48	6.62
10/9/2019 19:45	6.36	6.37	6.38	6.33	6.47	6.48	6.62
10/9/2019 20:00	6.35	6.37	6.39	6.33	6.47	6.49	6.62
10/9/2019 20:15	6.34	6.36	6.38	6.32	6.45	6.48	6.61
10/9/2019 20:30	6.34	6.36	6.38	6.31	6.45	6.47	6.61
10/9/2019 20:45	6.33	6.35	6.37	6.31	6.44	6.46	6.6
10/9/2019 21:00	6.32	6.34	6.36	6.31	6.44	6.46	6.6
10/9/2019 21:15	6.32	6.33	6.36	6.31	6.42	6.46	6.59
10/9/2019 21:30	6.31	6.33	6.36	6.29	6.42	6.46	6.59
10/9/2019 21:45	6.31	6.33	6.36	6.29	6.41	6.46	6.58
10/9/2019 22:00	6.3	6.32	6.36	6.29	6.41	6.45	6.58
10/9/2019 22:15	6.3	6.31	6.34	6.29	6.41	6.44	6.58

Date Time	K-Plant						
	K-Plant Intake #1 °C	K-Plant Intake #2 °C	EMD Plant Intake °C	Cat Plant Intake °C	K-Plant Discharge °C	EMD Plant Discharge °C	Cat Plant Discharge °C
10/9/2019 22:30	6.29	6.3	6.34	6.28	6.4	6.44	6.58
10/9/2019 22:45	6.29	6.29	6.35	6.28	6.4	6.45	6.57
10/9/2019 23:00	6.28	6.29	6.34	6.28	6.39	6.44	6.56
10/9/2019 23:15	6.28	6.28	6.31	6.27	6.38	6.41	6.56
10/9/2019 23:30	6.27	6.28	6.31	6.25	6.38	6.41	6.55
10/9/2019 23:45	6.27	6.28	6.32	6.26	6.37	6.42	6.55
10/10/2019 0:00	6.27	6.27	6.28	6.24	6.38	6.4	6.54
10/10/2019 0:15	6.27	6.28	6.29	6.26	6.37	6.38	6.54
10/10/2019 0:30	6.27	6.27	6.29	6.24	6.37	6.4	6.54
10/10/2019 0:45	6.27	6.27	6.29	6.24	6.37	6.39	6.53
10/10/2019 1:00	6.27	6.27	6.28	6.21	6.37	6.39	6.52
10/10/2019 1:15	6.26	6.27	6.29	6.21	6.36	6.38	6.51
10/10/2019 1:30	6.26	6.26	6.28	6.21	6.36	6.38	6.51
10/10/2019 1:45	6.26	6.26	6.28	6.21	6.35	6.37	6.5
10/10/2019 2:00	6.26	6.25	6.27	6.19	6.35	6.37	6.5
10/10/2019 2:15	6.25	6.25	6.27	6.18	6.35	6.36	6.49
10/10/2019 2:30	6.25	6.25	6.26	6.19	6.35	6.36	6.48
10/10/2019 2:45	6.25	6.24	6.25	6.19	6.35	6.35	6.48
10/10/2019 3:00	6.24	6.24	6.25	6.17	6.35	6.34	6.48
10/10/2019 3:15	6.24	6.24	6.23	6.15	6.35	6.32	6.47
10/10/2019 3:30	6.24	6.24	6.22	6.15	6.34	6.31	6.45
10/10/2019 3:45	6.24	6.23	6.23	6.14	6.34	6.32	6.44
10/10/2019 4:00	6.22	6.23	6.21	6.14	6.33	6.3	6.43
10/10/2019 4:15	6.22	6.23	6.19	6.13	6.33	6.28	6.43
10/10/2019 4:30	6.21	6.22	6.17	6.13	6.32	6.27	6.42
10/10/2019 4:45	6.18	6.2	6.17	6.1	6.32	6.26	6.42
10/10/2019 5:00	6.17	6.19	6.16	6.1	6.3	6.26	6.4
10/10/2019 5:15	6.16	6.18	6.16	6.1	6.3	6.25	6.4
10/10/2019 5:30	6.14	6.16	6.15	6.08	6.29	6.23	6.39
10/10/2019 5:45	6.13	6.15	6.14	6.07	6.28	6.24	6.38
10/10/2019 6:00	6.13	6.15	6.13	6.06	6.27	6.23	6.36
10/10/2019 6:15	6.13	6.14	6.14	6.06	6.26	6.23	6.36
10/10/2019 6:30	6.12	6.13	6.13	6.06	6.25	6.22	6.35
10/10/2019 6:45	6.11	6.12	6.12	6.05	6.25	6.2	6.35
10/10/2019 7:00	6.11	6.12	6.11	6.04	6.24	6.21	6.34
10/10/2019 7:15	6.1	6.11	6.11	6.05	6.23	6.21	6.33
10/10/2019 7:30	6.1	6.11	6.11	6.04	6.22	6.21	6.33
10/10/2019 7:45	6.1	6.1	6.12	6.03	6.22	6.2	6.33
10/10/2019 8:00	6.09	6.1	6.11	6.04	6.22	6.2	6.33
10/10/2019 8:15	6.09	6.09	6.11	6.04	6.22	6.2	6.33
10/10/2019 8:30	6.08	6.09	6.1	6.04	6.21	6.2	6.33
10/10/2019 8:45	6.08	6.08	6.1	6.02	6.2	6.19	6.33
10/10/2019 9:00	6.07	6.07	6.09	6.03	6.2	6.19	6.32
10/10/2019 9:15	6.07	6.07	6.09	6.03	6.2	6.19	6.32

Date Time	K-Plant						
	K-Plant Intake #1 °C	K-Plant Intake #2 °C	EMD Plant Intake °C	Cat Plant Intake °C	K-Plant Discharge °C	EMD Plant Discharge °C	Cat Plant Discharge °C
10/10/2019 9:30	6.06	6.06	6.09	6.03	6.19	6.19	6.32
10/10/2019 9:45	6.05	6.06	6.09	6.02	6.19	6.18	6.32
10/10/2019 10:00	6.05	6.05	6.08	6.02	6.19	6.17	6.32
10/10/2019 10:15	6.05	6.04	6.08	6.03	6.19	6.18	6.31
10/10/2019 10:30	6.04	6.05	6.08	6.03	6.19	6.18	6.32
10/10/2019 10:45	6.04	6.04	6.08	6.03	6.18	6.17	6.32
10/10/2019 11:00	6.04	6.04	6.08	6.02	6.18	6.16	6.32
10/10/2019 11:15	6.04	6.04	6.08	6.02	6.18	6.17	6.32
10/10/2019 11:30	6.04	6.04	6.07	6.02	6.18	6.17	6.32
10/10/2019 11:45	6.04	6.04	6.08	6.02	6.18	6.16	6.32
10/10/2019 12:00	6.04	6.04	6.07	6.02	6.18	6.16	6.32
10/10/2019 12:15	6.04	6.04	6.08	6.02	6.18	6.17	6.32
10/10/2019 12:30	6.05	6.04	6.09	6.03	6.19	6.18	6.32
10/10/2019 12:45	6.05	6.04	6.09	6.03	6.19	6.19	6.32
10/10/2019 13:00	6.06	6.04	6.09	6.03	6.19	6.18	6.32
10/10/2019 13:15	6.06	6.05	6.09	6.06	6.2	6.19	6.33
10/10/2019 13:30	6.06	6.05	6.1	6.07	6.21	6.2	6.35
10/10/2019 13:45	6.07	6.06	6.11	6.09	6.22	6.2	6.36
10/10/2019 14:00	6.08	6.07	6.11	6.09	6.24	6.21	6.36
10/10/2019 14:15	6.08	6.07	6.12	6.11	6.24	6.22	6.38
10/10/2019 14:30	6.07	6.06	6.13	6.11	6.25	6.23	6.39
10/10/2019 14:45	6.08	6.06	6.14	6.12	6.26	6.23	6.4
10/10/2019 15:00	6.09	6.08	6.16	6.12	6.26	6.24	6.4
10/10/2019 15:15	6.1	6.09	6.17	6.12	6.26	6.26	6.41
10/10/2019 15:30	6.1	6.1	6.17	6.13	6.27	6.27	6.41
10/10/2019 15:45	6.11	6.1	6.18	6.16	6.27	6.27	6.42
10/10/2019 16:00	6.12	6.11	6.2	6.16	6.28	6.28	6.43
10/10/2019 16:15	6.13	6.12	6.18	6.17	6.28	6.27	6.44
10/10/2019 16:30	6.14	6.13	6.2	6.17	6.29	6.3	6.45
10/10/2019 16:45	6.14	6.13	6.23	6.19	6.29	6.32	6.46
10/10/2019 17:00	6.15	6.14	6.24	6.2	6.3	6.33	6.47
10/10/2019 17:15	6.16	6.15	6.22	6.2	6.3	6.31	6.47
10/10/2019 17:30	6.17	6.15	6.21	6.19	6.3	6.31	6.48
10/10/2019 17:45	6.17	6.16	6.22	6.19	6.3	6.31	6.47
10/10/2019 18:00	6.17	6.17	6.2	6.17	6.3	6.29	6.47
10/10/2019 18:15	6.17	6.17	6.2	6.17	6.3	6.3	6.46
10/10/2019 18:30	6.16	6.16	6.18	6.16	6.3	6.28	6.45
10/10/2019 18:45	6.16	6.16	6.18	6.16	6.3	6.27	6.45
10/10/2019 19:00	6.16	6.16	6.18	6.17	6.29	6.27	6.45
10/10/2019 19:15	6.16	6.15	6.19	6.14	6.28	6.28	6.46
10/10/2019 19:30	6.15	6.14	6.17	6.14	6.26	6.27	6.45
10/10/2019 19:45	6.15	6.14	6.17	6.13	6.26	6.27	6.43
10/10/2019 20:00	6.14	6.14	6.18	6.14	6.26	6.26	6.43
10/10/2019 20:15	6.13	6.13	6.16	6.14	6.25	6.24	6.43



Date Time	K-Plant						
	K-Plant Intake #1 °C	K-Plant Intake #2 °C	EMD Plant Intake °C	Cat Plant Intake °C	K-Plant Discharge °C	EMD Plant Discharge °C	Cat Plant Discharge °C
10/10/2019 20:30	6.13	6.13	6.14	6.15	6.24	6.25	6.43
10/10/2019 20:45	6.13	6.13	6.16	6.14	6.24	6.25	6.43
10/10/2019 21:00	6.12	6.13	6.16	6.14	6.23	6.25	6.43
10/10/2019 21:15	6.12	6.13	6.16	6.13	6.24	6.26	6.42
10/10/2019 21:30	6.12	6.13	6.16	6.13	6.24	6.26	6.42
10/10/2019 21:45	6.12	6.12	6.16	6.13	6.23	6.25	6.42
10/10/2019 22:00	6.11	6.12	6.16	6.13	6.23	6.24	6.42
10/10/2019 22:15	6.12	6.12	6.16	6.1	6.22	6.24	6.41
10/10/2019 22:30	6.12	6.12	6.16	6.09	6.21	6.25	6.4
10/10/2019 22:45	6.11	6.12	6.13	6.08	6.2	6.22	6.38
10/10/2019 23:00	6.11	6.09	6.14	6.08	6.19	6.22	6.38
10/10/2019 23:15	6.1	6.09	6.14	6.09	6.19	6.22	6.38
10/10/2019 23:30	6.09	6.09	6.14	6.07	6.18	6.22	6.37
10/10/2019 23:45	6.09	6.09	6.15	6.09	6.18	6.24	6.37
10/11/2019 0:00	6.08	6.07	6.14	6.08	6.19	6.21	6.37
10/11/2019 0:15	6.04	6.05	6.12	6.07	6.18	6.21	6.37
10/11/2019 0:30	6.05	6.05	6.11	6.08	6.17	6.19	6.37
10/11/2019 0:45	6.05	6.05	6.11	6.08	6.16	6.2	6.37
10/11/2019 1:00	6.05	6.05	6.09	6.08	6.16	6.19	6.37
10/11/2019 1:15	6.05	6.05	6.09	6.07	6.15	6.17	6.36
10/11/2019 1:30	6.03	6.05	6.09	6.08	6.15	6.18	6.36
10/11/2019 1:45	6.05	6.04	6.09	6.08	6.16	6.18	6.36
10/11/2019 2:00	6.05	6.05	6.09	6.08	6.15	6.18	6.36
10/11/2019 2:15	6.05	6.05	6.1	6.07	6.16	6.19	6.37
10/11/2019 2:30	6.05	6.05	6.11	6.08	6.15	6.19	6.36
10/11/2019 2:45	6.05	6.05	6.09	6.07	6.15	6.17	6.36
10/11/2019 3:00	6.04	6.05	6.07	6.06	6.15	6.18	6.36
10/11/2019 3:15	6.03	6.05	6.05	6.06	6.14	6.14	6.35
10/11/2019 3:30	6.04	6.05	6.04	6.05	6.12	6.13	6.35
10/11/2019 3:45	6.03	6.04	6.04	6.04	6.13	6.13	6.35
10/11/2019 4:00	6.03	6.03	6.04	6.02	6.12	6.14	6.34
10/11/2019 4:15	6.01	6.02	6.03	6.01	6.12	6.12	6.32
10/11/2019 4:30	5.97	6	6.02	6.01	6.1	6.12	6.32
10/11/2019 4:45	5.99	6	6.01	6.01	6.09	6.1	6.31
10/11/2019 5:00	5.98	5.99	6.01	6.01	6.08	6.11	6.31
10/11/2019 5:15	5.98	5.98	6	6	6.08	6.1	6.3
10/11/2019 5:30	5.96	5.98	6.01	6	6.07	6.1	6.3
10/11/2019 5:45	5.97	5.97	5.99	5.99	6.07	6.09	6.29
10/11/2019 6:00	5.96	5.96	6	5.97	6.07	6.1	6.28
10/11/2019 6:15	5.96	5.96	6	5.97	6.06	6.09	6.27
10/11/2019 6:30	5.95	5.95	5.99	5.97	6.07	6.08	6.27
10/11/2019 6:45	5.95	5.95	5.99	5.96	6.06	6.09	6.27
10/11/2019 7:00	5.95	5.95	5.99	5.96	6.06	6.08	6.26
10/11/2019 7:15	5.93	5.94	5.98	5.95	6.06	6.07	6.25

Date Time	K-Plant						
	K-Plant Intake #1 °C	K-Plant Intake #2 °C	EMD Plant Intake °C	Cat Plant Intake °C	K-Plant Discharge °C	EMD Plant Discharge °C	Cat Plant Discharge °C
10/11/2019 7:30	5.94	5.93	5.98	5.95	6.06	6.06	6.25
10/11/2019 7:45	5.93	5.93	5.97	5.94	6.05	6.06	6.25
10/11/2019 8:00	5.93	5.93	5.97	5.93	6.05	6.07	6.24
10/11/2019 8:15	5.93	5.93	5.97	5.93	6.05	6.06	6.24
10/11/2019 8:30	5.93	5.92	5.97	5.93	6.04	6.06	6.23
10/11/2019 8:45	5.92	5.92	5.97	5.92	6.05	6.06	6.23
10/11/2019 9:00	5.92	5.92	5.97	5.92	6.04	6.06	6.22
10/11/2019 9:15	5.92	5.92	5.97	5.9	6.04	6.06	6.21
10/11/2019 9:30	5.91	5.92	5.97	5.9	6.04	6.06	6.2
10/11/2019 9:45	5.91	5.92	5.97	5.88	6.04	6.06	6.2
10/11/2019 10:00	5.91	5.92	5.95	5.88	6.04	6.05	6.19
10/11/2019 10:15	5.91	5.92	5.97	5.88	6.04	6.06	6.18
10/11/2019 10:30	5.91	5.92	5.97	5.88	6.05	6.06	6.18
10/11/2019 10:45	5.91	5.92	5.96	5.87	6.05	6.05	6.18
10/11/2019 11:00	5.91	5.92	5.96	5.89	6.05	6.05	6.18
10/11/2019 11:15	5.91	5.92	5.97	5.89	6.05	6.05	6.18
10/11/2019 11:30	5.91	5.92	5.97	5.9	6.05	6.05	6.19
10/11/2019 11:45	5.92	5.92	5.96	5.9	6.05	6.06	6.19
10/11/2019 12:00	5.92	5.92	5.96	5.9	6.05	6.06	6.19
10/11/2019 12:15	5.93	5.93	5.96	5.91	6.05	6.05	6.19
10/11/2019 12:30	5.93	5.93	5.96	5.92	6.06	6.05	6.2
10/11/2019 12:45	5.93	5.93	5.97	5.93	6.06	6.06	6.21
10/11/2019 13:00	5.93	5.93	5.97	5.96	6.07	6.06	6.22
10/11/2019 13:15	5.93	5.94	5.98	5.97	6.09	6.07	6.23
10/11/2019 13:30	5.94	5.95	6	5.98	6.11	6.08	6.24
10/11/2019 13:45	5.96	5.96	6.02	5.99	6.12	6.1	6.26
10/11/2019 14:00	5.98	5.96	6.03	6.03	6.14	6.11	6.27
10/11/2019 14:15	5.99	5.98	6.03	6.05	6.15	6.13	6.29
10/11/2019 14:30	6	5.98	6.05	6.05	6.16	6.13	6.31
10/11/2019 14:45	6	5.99	6.06	6.07	6.17	6.14	6.32
10/11/2019 15:00	6.01	6	6.06	6.07	6.18	6.15	6.33
10/11/2019 15:15	6.02	6	6.07	6.07	6.18	6.16	6.34
10/11/2019 15:30	6.03	6	6.08	6.08	6.19	6.16	6.35
10/11/2019 15:45	6.03	6.01	6.07	6.08	6.19	6.15	6.35
10/11/2019 16:00	6.03	6.02	6.07	6.07	6.21	6.16	6.36
10/11/2019 16:15	6.04	6.03	6.09	6.05	6.22	6.18	6.35
10/11/2019 16:30	6.04	6.04	6.09	6.04	6.22	6.18	6.35
10/11/2019 16:45	6.05	6.04	6.09	6.02	6.22	6.18	6.34
10/11/2019 17:00	6.06	6.04	6.09	6.02	6.2	6.18	6.32
10/11/2019 17:15	6.05	6.04	6.07	5.99	6.18	6.17	6.3
10/11/2019 17:30	6.05	6.04	6.06	5.97	6.16	6.15	6.29
10/11/2019 17:45	6.04	6.04	6.04	5.96	6.14	6.13	6.27
10/11/2019 18:00	6	6.02	6.03	5.93	6.13	6.12	6.27
10/11/2019 18:15	6	6.01	6.01	5.92	6.11	6.1	6.25

Date Time	K-Plant						
	K-Plant Intake #1 °C	K-Plant Intake #2 °C	EMD Plant Intake °C	Cat Plant Intake °C	K-Plant Discharge °C	EMD Plant Discharge °C	Cat Plant Discharge °C
10/11/2019 18:30	5.99	6.01	5.99	5.9	6.1	6.09	6.24
10/11/2019 18:45	5.95	5.99	5.99	5.89	6.08	6.07	6.22
10/11/2019 19:00	5.95	5.98	5.97	5.88	6.07	6.07	6.21
10/11/2019 19:15	5.94	5.97	5.95	5.88	6.05	6.05	6.2
10/11/2019 19:30	5.91	5.95	5.94	5.89	6.04	6.03	6.2
10/11/2019 19:45	5.9	5.92	5.92	5.89	6.02	6.02	6.19
10/11/2019 20:00	5.88	5.91	5.94	5.89	6.02	6.03	6.19
10/11/2019 20:15	5.89	5.9	5.94	5.89	6.02	6.04	6.19
10/11/2019 20:30	5.89	5.9	5.93	5.89	6.01	6.03	6.19
10/11/2019 20:45	5.89	5.9	5.94	5.89	6.01	6.03	6.19
10/11/2019 21:00	5.88	5.89	5.94	5.9	6.01	6.03	6.19
10/11/2019 21:15	5.89	5.89	5.94	5.9	6.01	6.04	6.19
10/11/2019 21:30	5.89	5.89	5.94	5.89	6.01	6.04	6.19
10/11/2019 21:45	5.89	5.89	5.94	5.89	6.01	6.03	6.19
10/11/2019 22:00	5.89	5.89	5.94	5.88	6.01	6.03	6.18
10/11/2019 22:15	5.88	5.88	5.93	5.88	6	6.03	6.18
10/11/2019 22:30	5.88	5.88	5.93	5.88	6	6.02	6.18
10/11/2019 22:45	5.87	5.88	5.92	5.87	6	6.01	6.17
10/11/2019 23:00	5.87	5.87	5.93	5.87	6	6.01	6.17
10/11/2019 23:15	5.87	5.87	5.92	5.86	5.99	6.01	6.16
10/11/2019 23:30	5.87	5.87	5.91	5.87	5.99	6.01	6.16
10/11/2019 23:45	5.87	5.86	5.91	5.87	5.99	6	6.16
10/12/2019 0:00	5.86	5.86	5.92	5.86	5.99	6	6.16
10/12/2019 0:15	5.86	5.86	5.91	5.85	5.98	6	6.16
10/12/2019 0:30	5.85	5.85	5.9	5.85	5.98	5.99	6.15
10/12/2019 0:45	5.84	5.84	5.9	5.85	5.98	5.99	6.15
10/12/2019 1:00	5.84	5.84	5.9	5.84	5.98	5.98	6.15
10/12/2019 1:15	5.84	5.84	5.89	5.84	5.97	5.99	6.14
10/12/2019 1:30	5.83	5.83	5.89	5.84	5.96	5.98	6.14
10/12/2019 1:45	5.83	5.83	5.88	5.83	5.96	5.97	6.14
10/12/2019 2:00	5.83	5.83	5.88	5.83	5.96	5.97	6.13
10/12/2019 2:15	5.83	5.82	5.87	5.83	5.96	5.96	6.13
10/12/2019 2:30	5.83	5.82	5.88	5.83	5.96	5.97	6.13
10/12/2019 2:45	5.83	5.82	5.87	5.83	5.96	5.97	6.13
10/12/2019 3:00	5.82	5.82	5.87	5.83	5.95	5.96	6.13
10/12/2019 3:15	5.82	5.82	5.87	5.83	5.95	5.96	6.13
10/12/2019 3:30	5.82	5.82	5.86	5.83	5.95	5.95	6.12
10/12/2019 3:45	5.81	5.81	5.86	5.83	5.95	5.96	6.12
10/12/2019 4:00	5.81	5.81	5.87	5.83	5.94	5.96	6.12
10/12/2019 4:15	5.81	5.81	5.86	5.83	5.94	5.94	6.12
10/12/2019 4:30	5.81	5.82	5.86	5.83	5.94	5.95	6.12
10/12/2019 4:45	5.81	5.82	5.86	5.82	5.94	5.95	6.12
10/12/2019 5:00	5.82	5.82	5.86	5.82	5.94	5.95	6.12
10/12/2019 5:15	5.82	5.82	5.86	5.82	5.94	5.95	6.12

Date Time	K-Plant						
	K-Plant Intake #1 °C	K-Plant Intake #2 °C	EMD Plant Intake °C	Cat Plant Intake °C	K-Plant Discharge °C	EMD Plant Discharge °C	Cat Plant Discharge °C
10/12/2019 5:30	5.83	5.82	5.86	5.82	5.94	5.95	6.12
10/12/2019 5:45	5.83	5.83	5.85	5.82	5.94	5.94	6.12
10/12/2019 6:00	5.83	5.83	5.86	5.82	5.94	5.95	6.11
10/12/2019 6:15	5.83	5.82	5.86	5.82	5.94	5.94	6.11
10/12/2019 6:30	5.83	5.83	5.86	5.81	5.94	5.95	6.11
10/12/2019 6:45	5.83	5.82	5.86	5.82	5.94	5.95	6.11
10/12/2019 7:00	5.82	5.82	5.86	5.81	5.94	5.95	6.11
10/12/2019 7:15	5.81	5.82	5.86	5.81	5.94	5.95	6.11
10/12/2019 7:30	5.82	5.82	5.86	5.81	5.94	5.95	6.11
10/12/2019 7:45	5.82	5.81	5.85	5.81	5.93	5.94	6.1
10/12/2019 8:00	5.81	5.81	5.85	5.8	5.93	5.94	6.1
10/12/2019 8:15	5.8	5.81	5.85	5.8	5.92	5.94	6.09
10/12/2019 8:30	5.8	5.81	5.85	5.79	5.92	5.94	6.1
10/12/2019 8:45	5.81	5.81	5.84	5.79	5.91	5.93	6.1
10/12/2019 9:00	5.81	5.81	5.84	5.78	5.92	5.93	6.09
10/12/2019 9:15	5.81	5.81	5.83	5.79	5.92	5.92	6.08
10/12/2019 9:30	5.81	5.81	5.83	5.79	5.93	5.92	6.09
10/12/2019 9:45	5.81	5.81	5.82	5.79	5.94	5.91	6.08
10/12/2019 10:00	5.81	5.81	5.83	5.79	5.94	5.92	6.09
10/12/2019 10:15	5.82	5.81	5.83	5.8	5.95	5.93	6.09
10/12/2019 10:30	5.82	5.81	5.85	5.8	5.96	5.94	6.09
10/12/2019 10:45	5.82	5.82	5.85	5.8	5.96	5.94	6.09
10/12/2019 11:00	5.82	5.82	5.86	5.8	5.96	5.95	6.09
10/12/2019 11:15	5.82	5.82	5.85	5.81	5.96	5.95	6.1
10/12/2019 11:30	5.82	5.81	5.85	5.82	5.97	5.95	6.1
10/12/2019 11:45	5.82	5.82	5.86	5.83	5.97	5.96	6.11
10/12/2019 12:00	5.82	5.82	5.87	5.85	5.98	5.96	6.12
10/12/2019 12:15	5.82	5.82	5.86	5.85	5.98	5.96	6.13
10/12/2019 12:30	5.82	5.82	5.87	5.84	5.99	5.97	6.14
10/12/2019 12:45	5.82	5.82	5.88	5.84	5.99	5.97	6.14
10/12/2019 13:00	5.82	5.82	5.88	5.83	5.99	5.98	6.13
10/12/2019 13:15	5.82	5.81	5.87	5.83	6	5.96	6.13
10/12/2019 13:30	5.81	5.81	5.86	5.84	6.01	5.96	6.14
10/12/2019 13:45	5.81	5.81	5.86	5.83	6.05	5.96	6.14
10/12/2019 14:00	5.81	5.81	5.86	5.84	6.07	5.96	6.14
10/12/2019 14:15	5.82	5.81	5.86	5.83	6.08	5.96	6.14
10/12/2019 14:30	5.9	5.81	5.91	5.85	6.09	5.99	6.14
10/12/2019 14:45	5.93	5.85	5.93	5.88	6.1	6.02	6.15
10/12/2019 15:00	5.95	5.91	5.95	5.88	6.12	6.04	6.15
10/12/2019 15:15	5.94	5.91	5.98	5.86	6.12	6.07	6.18
10/12/2019 15:30	5.94	5.91	5.97	5.88	6.12	6.07	6.18
10/12/2019 15:45	5.95	5.91	5.95	5.9	6.12	6.04	6.18
10/12/2019 16:00	5.95	5.9	5.93	5.9	6.12	6.04	6.18
10/12/2019 16:15	5.93	5.9	5.95	5.91	6.12	6.04	6.19

Date Time	K-Plant						
	K-Plant Intake #1 °C	K-Plant Intake #2 °C	EMD Plant Intake °C	Cat Plant Intake °C	K-Plant Discharge °C	EMD Plant Discharge °C	Cat Plant Discharge °C
10/12/2019 16:30	5.92	5.9	5.95	5.91	6.12	6.05	6.2
10/12/2019 16:45	5.91	5.9	5.94	5.93	6.11	6.05	6.21
10/12/2019 17:00	5.91	5.9	5.95	5.93	6.1	6.05	6.22
10/12/2019 17:15	5.91	5.91	5.94	5.93	6.09	6.05	6.23
10/12/2019 17:30	5.92	5.91	5.96	5.94	6.08	6.06	6.23
10/12/2019 17:45	5.93	5.91	5.98	5.95	6.08	6.07	6.23
10/12/2019 18:00	5.93	5.92	5.99	5.95	6.08	6.08	6.24
10/12/2019 18:15	5.94	5.92	5.99	5.96	6.07	6.08	6.24
10/12/2019 18:30	5.94	5.93	6	5.95	6.07	6.09	6.24
10/12/2019 18:45	5.94	5.94	6.01	5.97	6.07	6.1	6.24
10/12/2019 19:00	5.93	5.94	6.01	5.98	6.07	6.1	6.25
10/12/2019 19:15	5.94	5.93	6.02	5.98	6.07	6.11	6.26
10/12/2019 19:30	5.94	5.93	6.02	5.98	6.07	6.11	6.26
10/12/2019 19:45	5.94	5.94	6.02	6.01	6.07	6.11	6.27
10/12/2019 20:00	5.94	5.94	6.02	6	6.07	6.1	6.28
10/12/2019 20:15	5.95	5.94	6.04	6	6.07	6.13	6.28
10/12/2019 20:30	5.95	5.95	6.05	6.01	6.07	6.13	6.28
10/12/2019 20:45	5.95	5.95	6.04	6	6.07	6.13	6.28
10/12/2019 21:00	5.96	5.95	6	6.01	6.08	6.1	6.28
10/12/2019 21:15	5.97	5.95	6	6.01	6.08	6.1	6.29
10/12/2019 21:30	5.96	5.95	6	5.98	6.08	6.1	6.29
10/12/2019 21:45	5.96	5.96	6	5.99	6.08	6.09	6.28
10/12/2019 22:00	5.96	5.96	6.01	6	6.08	6.1	6.28
10/12/2019 22:15	5.96	5.96	6.01	5.99	6.08	6.11	6.28
10/12/2019 22:30	5.97	5.96	6	5.99	6.08	6.1	6.27
10/12/2019 22:45	5.97	5.96	6	5.98	6.08	6.09	6.27
10/12/2019 23:00	5.96	5.96	6	5.96	6.08	6.09	6.26
10/12/2019 23:15	5.97	5.96	5.99	5.96	6.09	6.08	6.25
10/12/2019 23:30	5.96	5.96	5.99	5.95	6.09	6.08	6.25
10/12/2019 23:45	5.96	5.96	5.99	5.94	6.09	6.08	6.24
10/13/2019 0:00	5.95	5.96	5.98	5.93	6.09	6.07	6.23
10/13/2019 0:15	5.95	5.95	5.98	5.93	6.09	6.07	6.23
10/13/2019 0:30	5.94	5.95	5.97	5.91	6.09	6.06	6.23
10/13/2019 0:45	5.94	5.94	5.97	5.91	6.08	6.06	6.22
10/13/2019 1:00	5.94	5.94	5.97	5.91	6.07	6.06	6.21
10/13/2019 1:15	5.93	5.93	5.96	5.9	6.06	6.05	6.2
10/13/2019 1:30	5.93	5.93	5.95	5.9	6.05	6.04	6.2
10/13/2019 1:45	5.92	5.92	5.95	5.89	6.04	6.03	6.2
10/13/2019 2:00	5.91	5.91	5.94	5.88	6.03	6.03	6.19
10/13/2019 2:15	5.91	5.91	5.92	5.88	6.03	6.01	6.18
10/13/2019 2:30	5.9	5.9	5.91	5.87	6.02	6	6.18
10/13/2019 2:45	5.89	5.89	5.9	5.87	6.01	5.99	6.17
10/13/2019 3:00	5.86	5.88	5.91	5.86	6	5.99	6.17
10/13/2019 3:15	5.86	5.87	5.89	5.85	6	5.97	6.16

Date Time	K-Plant						
	K-Plant Intake #1 °C	K-Plant Intake #2 °C	EMD Plant Intake °C	Cat Plant Intake °C	K-Plant Discharge °C	EMD Plant Discharge °C	Cat Plant Discharge °C
10/13/2019 3:30	5.86	5.86	5.88	5.84	5.97	5.97	6.15
10/13/2019 3:45	5.83	5.86	5.88	5.82	5.95	5.97	6.14
10/13/2019 4:00	5.84	5.85	5.86	5.79	5.94	5.95	6.12
10/13/2019 4:15	5.84	5.84	5.84	5.78	5.92	5.93	6.11
10/13/2019 4:30	5.82	5.83	5.82	5.75	5.91	5.91	6.09
10/13/2019 4:45	5.81	5.82	5.81	5.73	5.9	5.9	6.07
10/13/2019 5:00	5.8	5.82	5.8	5.72	5.89	5.89	6.05
10/13/2019 5:15	5.79	5.8	5.79	5.71	5.89	5.87	6.04
10/13/2019 5:30	5.77	5.79	5.78	5.69	5.88	5.86	6.03
10/13/2019 5:45	5.74	5.76	5.77	5.68	5.86	5.86	6
10/13/2019 6:00	5.72	5.74	5.75	5.67	5.84	5.84	5.99
10/13/2019 6:15	5.71	5.73	5.75	5.65	5.83	5.84	5.98
10/13/2019 6:30	5.7	5.72	5.74	5.65	5.81	5.83	5.96
10/13/2019 6:45	5.7	5.71	5.73	5.65	5.8	5.81	5.96
10/13/2019 7:00	5.68	5.7	5.72	5.63	5.79	5.81	5.95
10/13/2019 7:15	5.67	5.69	5.72	5.63	5.77	5.81	5.94
10/13/2019 7:30	5.67	5.67	5.7	5.61	5.75	5.78	5.93
10/13/2019 7:45	5.67	5.67	5.69	5.6	5.74	5.78	5.92
10/13/2019 8:00	5.65	5.66	5.68	5.6	5.72	5.77	5.91
10/13/2019 8:15	5.63	5.65	5.67	5.59	5.72	5.77	5.9
10/13/2019 8:30	5.62	5.64	5.66	5.59	5.71	5.76	5.89
10/13/2019 8:45	5.62	5.63	5.65	5.58	5.71	5.73	5.89
10/13/2019 9:00	5.62	5.61	5.64	5.59	5.7	5.73	5.88
10/13/2019 9:15	5.6	5.62	5.65	5.59	5.7	5.75	5.88
10/13/2019 9:30	5.58	5.6	5.65	5.58	5.69	5.77	5.88
10/13/2019 9:45	5.58	5.59	5.67	5.57	5.69	5.77	5.87
10/13/2019 10:00	5.58	5.59	5.68	5.6	5.7	5.77	5.87
10/13/2019 10:15	5.59	5.59	5.66	5.58	5.71	5.76	5.87
10/13/2019 10:30	5.62	5.6	5.68	5.59	5.72	5.77	5.87
10/13/2019 10:45	5.62	5.61	5.69	5.59	5.72	5.78	5.88
10/13/2019 11:00	5.63	5.61	5.68	5.61	5.73	5.77	5.88
10/13/2019 11:15	5.63	5.61	5.7	5.61	5.74	5.78	5.89
10/13/2019 11:30	5.63	5.61	5.68	5.61	5.75	5.77	5.89
10/13/2019 11:45	5.63	5.62	5.7	5.61	5.75	5.79	5.89
10/13/2019 12:00	5.63	5.61	5.67	5.63	5.75	5.77	5.9
10/13/2019 12:15	5.64	5.61	5.69	5.62	5.76	5.77	5.91
10/13/2019 12:30	5.63	5.63	5.68	5.65	5.77	5.77	5.91
10/13/2019 12:45	5.63	5.63	5.68	5.64	5.78	5.78	5.92
10/13/2019 13:00	5.64	5.62	5.69	5.64	5.79	5.8	5.92
10/13/2019 13:15	5.65	5.63	5.7	5.64	5.79	5.8	5.92
10/13/2019 13:30	5.66	5.65	5.71	5.65	5.8	5.79	5.92
10/13/2019 13:45	5.66	5.66	5.68	5.65	5.8	5.79	5.93
10/13/2019 14:00	5.66	5.66	5.67	5.64	5.8	5.77	5.93
10/13/2019 14:15	5.66	5.66	5.69	5.65	5.8	5.78	5.93

Date Time	K-Plant						
	K-Plant Intake #1 °C	K-Plant Intake #2 °C	EMD Plant Intake °C	Cat Plant Intake °C	K-Plant Discharge °C	EMD Plant Discharge °C	Cat Plant Discharge °C
10/13/2019 14:30	5.65	5.66	5.7	5.64	5.8	5.78	5.93
10/13/2019 14:45	5.65	5.65	5.7	5.64	5.8	5.79	5.93
10/13/2019 15:00	5.65	5.66	5.69	5.64	5.8	5.78	5.93
10/13/2019 15:15	5.66	5.66	5.7	5.65	5.8	5.79	5.93
10/13/2019 15:30	5.66	5.66	5.7	5.65	5.8	5.79	5.93
10/13/2019 15:45	5.66	5.66	5.7	5.65	5.8	5.78	5.93
10/13/2019 16:00	5.66	5.66	5.7	5.65	5.8	5.79	5.93
10/13/2019 16:15	5.66	5.66	5.7	5.65	5.8	5.78	5.93
10/13/2019 16:30	5.66	5.66	5.7	5.65	5.8	5.78	5.93
10/13/2019 16:45	5.66	5.66	5.7	5.65	5.8	5.78	5.94
10/13/2019 17:00	5.66	5.66	5.7	5.65	5.8	5.78	5.94
10/13/2019 17:15	5.66	5.66	5.69	5.65	5.8	5.78	5.93
10/13/2019 17:30	5.66	5.66	5.69	5.64	5.8	5.78	5.93
10/13/2019 17:45	5.66	5.66	5.69	5.65	5.79	5.78	5.93
10/13/2019 18:00	5.66	5.66	5.69	5.64	5.79	5.77	5.93
10/13/2019 18:15	5.66	5.66	5.68	5.64	5.79	5.77	5.93
10/13/2019 18:30	5.66	5.66	5.68	5.64	5.79	5.76	5.93
10/13/2019 18:45	5.66	5.66	5.67	5.64	5.78	5.76	5.93
10/13/2019 19:00	5.65	5.66	5.67	5.64	5.78	5.75	5.93
10/13/2019 19:15	5.65	5.65	5.66	5.63	5.78	5.75	5.93
10/13/2019 19:30	5.64	5.65	5.66	5.63	5.77	5.75	5.92
10/13/2019 19:45	5.64	5.65	5.65	5.62	5.77	5.74	5.92
10/13/2019 20:00	5.64	5.64	5.67	5.62	5.77	5.75	5.92
10/13/2019 20:15	5.64	5.64	5.67	5.61	5.76	5.76	5.91
10/13/2019 20:30	5.63	5.64	5.67	5.61	5.75	5.75	5.91
10/13/2019 20:45	5.63	5.61	5.66	5.61	5.75	5.74	5.9
10/13/2019 21:00	5.63	5.61	5.65	5.6	5.75	5.74	5.9
10/13/2019 21:15	5.62	5.62	5.65	5.6	5.75	5.73	5.9
10/13/2019 21:30	5.63	5.61	5.64	5.6	5.76	5.73	5.9
10/13/2019 21:45	5.63	5.61	5.63	5.6	5.76	5.71	5.89
10/13/2019 22:00	5.61	5.61	5.64	5.6	5.76	5.72	5.89
10/13/2019 22:15	5.62	5.61	5.63	5.59	5.75	5.71	5.89
10/13/2019 22:30	5.6	5.6	5.63	5.59	5.75	5.71	5.88
10/13/2019 22:45	5.6	5.6	5.62	5.59	5.75	5.71	5.88
10/13/2019 23:00	5.6	5.6	5.63	5.58	5.74	5.71	5.88
10/13/2019 23:15	5.59	5.59	5.61	5.57	5.74	5.71	5.87
10/13/2019 23:30	5.6	5.59	5.62	5.58	5.73	5.7	5.87
10/13/2019 23:45	5.59	5.59	5.62	5.58	5.73	5.71	5.87
10/14/2019 0:00	5.59	5.59	5.62	5.57	5.72	5.7	5.87
10/14/2019 0:15	5.59	5.59	5.62	5.56	5.72	5.7	5.86
10/14/2019 0:30	5.58	5.57	5.61	5.55	5.72	5.7	5.86
10/14/2019 0:45	5.58	5.58	5.6	5.55	5.72	5.69	5.85
10/14/2019 1:00	5.57	5.57	5.61	5.54	5.71	5.69	5.84
10/14/2019 1:15	5.58	5.57	5.6	5.55	5.71	5.69	5.84

Date Time	K-Plant						
	K-Plant Intake #1 °C	K-Plant Intake #2 °C	EMD Plant Intake °C	Cat Plant Intake °C	K-Plant Discharge °C	EMD Plant Discharge °C	Cat Plant Discharge °C
10/14/2019 1:30	5.57	5.56	5.6	5.55	5.7	5.69	5.85
10/14/2019 1:45	5.57	5.56	5.59	5.54	5.7	5.68	5.84
10/14/2019 2:00	5.56	5.55	5.59	5.54	5.7	5.68	5.84
10/14/2019 2:15	5.56	5.55	5.59	5.55	5.69	5.68	5.84
10/14/2019 2:30	5.56	5.55	5.6	5.54	5.69	5.68	5.84
10/14/2019 2:45	5.55	5.55	5.59	5.53	5.68	5.68	5.84
10/14/2019 3:00	5.55	5.54	5.57	5.53	5.68	5.67	5.83
10/14/2019 3:15	5.55	5.54	5.57	5.52	5.67	5.66	5.82
10/14/2019 3:30	5.55	5.53	5.57	5.52	5.67	5.66	5.82
10/14/2019 3:45	5.55	5.52	5.57	5.52	5.67	5.66	5.81
10/14/2019 4:00	5.54	5.52	5.57	5.52	5.67	5.65	5.81
10/14/2019 4:15	5.52	5.51	5.57	5.52	5.67	5.65	5.81
10/14/2019 4:30	5.51	5.51	5.57	5.51	5.66	5.65	5.81
10/14/2019 4:45	5.52	5.52	5.56	5.5	5.66	5.64	5.8
10/14/2019 5:00	5.52	5.53	5.56	5.5	5.65	5.64	5.8
10/14/2019 5:15	5.53	5.53	5.55	5.49	5.65	5.64	5.79
10/14/2019 5:30	5.53	5.53	5.56	5.49	5.65	5.64	5.79
10/14/2019 5:45	5.53	5.52	5.56	5.5	5.65	5.65	5.79
10/14/2019 6:00	5.5	5.52	5.56	5.49	5.65	5.64	5.79
10/14/2019 6:15	5.52	5.51	5.54	5.49	5.64	5.63	5.78
10/14/2019 6:30	5.51	5.51	5.54	5.49	5.64	5.63	5.78
10/14/2019 6:45	5.51	5.5	5.52	5.48	5.63	5.61	5.78
10/14/2019 7:00	5.51	5.49	5.52	5.48	5.62	5.62	5.78
10/14/2019 7:15	5.5	5.49	5.52	5.47	5.62	5.6	5.77
10/14/2019 7:30	5.5	5.49	5.53	5.47	5.61	5.61	5.76
10/14/2019 7:45	5.5	5.49	5.53	5.47	5.62	5.61	5.76
10/14/2019 8:00	5.48	5.48	5.53	5.47	5.61	5.61	5.76
10/14/2019 8:15	5.5	5.48	5.51	5.46	5.61	5.6	5.76
10/14/2019 8:30	5.49	5.48	5.51	5.45	5.6	5.6	5.75
10/14/2019 8:45	5.49	5.48	5.51	5.45	5.59	5.59	5.75
10/14/2019 9:00	5.48	5.48	5.48	5.44	5.59	5.58	5.74
10/14/2019 9:15	5.47	5.48	5.49	5.44	5.58	5.58	5.74
10/14/2019 9:30	5.47	5.47	5.47	5.44	5.58	5.57	5.74
10/14/2019 9:45	5.47	5.47	5.49	5.44	5.57	5.57	5.74
10/14/2019 10:00	5.47	5.46	5.49	5.44	5.57	5.57	5.73
10/14/2019 10:15	5.47	5.46	5.49	5.44	5.57	5.57	5.73
10/14/2019 10:30	5.47	5.45	5.48	5.44	5.57	5.57	5.73
10/14/2019 10:45	5.44	5.45	5.47	5.43	5.57	5.56	5.73
10/14/2019 11:00	5.46	5.44	5.49	5.43	5.57	5.57	5.73
10/14/2019 11:15	5.46	5.45	5.47	5.43	5.57	5.55	5.73
10/14/2019 11:30	5.45	5.44	5.47	5.43	5.57	5.56	5.73
10/14/2019 11:45	5.45	5.44	5.47	5.43	5.57	5.56	5.72
10/14/2019 12:00	5.45	5.44	5.47	5.43	5.57	5.56	5.72
10/14/2019 12:15	5.45	5.44	5.47	5.44	5.57	5.56	5.73



Date Time	K-Plant						
	K-Plant Intake #1 °C	K-Plant Intake #2 °C	EMD Plant Intake °C	Cat Plant Intake °C	K-Plant Discharge °C	EMD Plant Discharge °C	Cat Plant Discharge °C
10/14/2019 12:30	5.44	5.43	5.47	5.43	5.58	5.56	5.73
10/14/2019 12:45	5.44	5.43	5.48	5.43	5.58	5.57	5.73
10/14/2019 13:00	5.44	5.43	5.48	5.43	5.59	5.56	5.72
10/14/2019 13:15	5.44	5.43	5.47	5.43	5.59	5.56	5.72
10/14/2019 13:30	5.43	5.43	5.48	5.43	5.59	5.57	5.72
10/14/2019 13:45	5.43	5.42	5.48	5.43	5.59	5.57	5.72
10/14/2019 14:00	5.44	5.43	5.47	5.43	5.59	5.56	5.72
10/14/2019 14:15	5.44	5.43	5.48	5.43	5.59	5.56	5.72
10/14/2019 14:30	5.44	5.43	5.47	5.43	5.59	5.56	5.72
10/14/2019 14:45	5.43	5.43	5.47	5.43	5.59	5.56	5.73
10/14/2019 15:00	5.43	5.43	5.48	5.44	5.59	5.57	5.73
10/14/2019 15:15	5.43	5.43	5.48	5.44	5.59	5.57	5.73
10/14/2019 15:30	5.43	5.43	5.48	5.44	5.59	5.56	5.73
10/14/2019 15:45	5.43	5.43	5.48	5.45	5.59	5.57	5.73
10/14/2019 16:00	5.43	5.43	5.48	5.44	5.59	5.57	5.74
10/14/2019 16:15	5.43	5.43	5.48	5.43	5.59	5.57	5.73
10/14/2019 16:30	5.43	5.43	5.49	5.43	5.59	5.57	5.73
10/14/2019 16:45	5.43	5.43	5.48	5.43	5.58	5.57	5.72
10/14/2019 17:00	5.43	5.43	5.48	5.43	5.58	5.57	5.73
10/14/2019 17:15	5.43	5.43	5.48	5.43	5.58	5.56	5.73
10/14/2019 17:30	5.43	5.43	5.48	5.44	5.58	5.56	5.72
10/14/2019 17:45	5.43	5.43	5.48	5.43	5.57	5.56	5.72
10/14/2019 18:00	5.43	5.42	5.47	5.42	5.57	5.56	5.72
10/14/2019 18:15	5.43	5.42	5.47	5.42	5.56	5.56	5.72
10/14/2019 18:30	5.43	5.42	5.46	5.43	5.55	5.55	5.72
10/14/2019 18:45	5.43	5.42	5.46	5.42	5.55	5.55	5.72
10/14/2019 19:00	5.43	5.41	5.46	5.42	5.54	5.54	5.72
10/14/2019 19:15	5.43	5.41	5.45	5.42	5.54	5.54	5.72
10/14/2019 19:30	5.42	5.4	5.45	5.42	5.53	5.54	5.72
10/14/2019 19:45	5.42	5.4	5.42	5.42	5.53	5.52	5.71
10/14/2019 20:00	5.41	5.4	5.44	5.41	5.52	5.52	5.71
10/14/2019 20:15	5.4	5.39	5.43	5.4	5.51	5.52	5.7
10/14/2019 20:30	5.4	5.39	5.44	5.39	5.51	5.53	5.7
10/14/2019 20:45	5.4	5.39	5.43	5.39	5.5	5.51	5.69
10/14/2019 21:00	5.39	5.39	5.42	5.38	5.49	5.51	5.69
10/14/2019 21:15	5.39	5.37	5.42	5.38	5.49	5.51	5.68
10/14/2019 21:30	5.38	5.37	5.43	5.37	5.49	5.51	5.68
10/14/2019 21:45	5.38	5.37	5.42	5.37	5.49	5.5	5.68
10/14/2019 22:00	5.37	5.36	5.42	5.37	5.48	5.5	5.67
10/14/2019 22:15	5.37	5.37	5.41	5.37	5.48	5.5	5.67
10/14/2019 22:30	5.36	5.36	5.4	5.34	5.47	5.49	5.66
10/14/2019 22:45	5.36	5.36	5.41	5.34	5.47	5.49	5.65
10/14/2019 23:00	5.36	5.36	5.39	5.33	5.46	5.48	5.64
10/14/2019 23:15	5.35	5.36	5.4	5.33	5.46	5.48	5.64

Date Time	K-Plant						
	K-Plant Intake #1 °C	K-Plant Intake #2 °C	EMD Plant Intake °C	Cat Plant Intake °C	K-Plant Discharge °C	EMD Plant Discharge °C	Cat Plant Discharge °C
10/14/2019 23:30	5.35	5.35	5.39	5.33	5.46	5.47	5.63
10/14/2019 23:45	5.35	5.36	5.38	5.33	5.46	5.47	5.63
10/15/2019 0:00	5.34	5.35	5.38	5.32	5.45	5.47	5.62
10/15/2019 0:15	5.34	5.35	5.39	5.32	5.45	5.47	5.62
10/15/2019 0:30	5.34	5.35	5.39	5.31	5.44	5.47	5.62
10/15/2019 0:45	5.34	5.35	5.37	5.31	5.44	5.45	5.62
10/15/2019 1:00	5.33	5.35	5.37	5.31	5.43	5.45	5.61
10/15/2019 1:15	5.33	5.34	5.37	5.3	5.43	5.45	5.61
10/15/2019 1:30	5.33	5.34	5.36	5.31	5.43	5.44	5.61
10/15/2019 1:45	5.32	5.33	5.35	5.3	5.42	5.44	5.61
10/15/2019 2:00	5.32	5.33	5.35	5.3	5.42	5.43	5.6
10/15/2019 2:15	5.32	5.33	5.35	5.29	5.42	5.43	5.6
10/15/2019 2:30	5.32	5.32	5.35	5.29	5.42	5.43	5.6
10/15/2019 2:45	5.32	5.32	5.36	5.29	5.42	5.43	5.6
10/15/2019 3:00	5.32	5.32	5.33	5.29	5.42	5.41	5.59
10/15/2019 3:15	5.31	5.31	5.33	5.28	5.41	5.42	5.59
10/15/2019 3:30	5.3	5.31	5.33	5.28	5.41	5.41	5.58
10/15/2019 3:45	5.3	5.3	5.33	5.28	5.41	5.42	5.58
10/15/2019 4:00	5.3	5.29	5.33	5.28	5.4	5.42	5.58
10/15/2019 4:15	5.29	5.29	5.32	5.27	5.4	5.41	5.57
10/15/2019 4:30	5.29	5.28	5.31	5.27	5.4	5.4	5.57
10/15/2019 4:45	5.29	5.28	5.3	5.27	5.4	5.38	5.57
10/15/2019 5:00	5.29	5.28	5.28	5.26	5.39	5.36	5.56
10/15/2019 5:15	5.28	5.28	5.27	5.25	5.39	5.35	5.55
10/15/2019 5:30	5.27	5.28	5.26	5.26	5.39	5.35	5.55
10/15/2019 5:45	5.26	5.28	5.25	5.24	5.38	5.33	5.55
10/15/2019 6:00	5.26	5.27	5.25	5.23	5.37	5.33	5.55
10/15/2019 6:15	5.24	5.27	5.23	5.23	5.36	5.32	5.54
10/15/2019 6:30	5.24	5.26	5.22	5.22	5.36	5.31	5.53
10/15/2019 6:45	5.22	5.26	5.23	5.21	5.35	5.31	5.52
10/15/2019 7:00	5.22	5.25	5.22	5.2	5.35	5.31	5.52
10/15/2019 7:15	5.21	5.23	5.21	5.19	5.34	5.29	5.51
10/15/2019 7:30	5.2	5.23	5.2	5.19	5.33	5.28	5.5
10/15/2019 7:45	5.19	5.22	5.21	5.2	5.33	5.29	5.5
10/15/2019 8:00	5.18	5.2	5.21	5.18	5.32	5.29	5.49
10/15/2019 8:15	5.18	5.19	5.2	5.17	5.31	5.28	5.49
10/15/2019 8:30	5.18	5.19	5.19	5.17	5.3	5.27	5.48
10/15/2019 8:45	5.18	5.18	5.19	5.17	5.3	5.27	5.47
10/15/2019 9:00	5.18	5.18	5.18	5.17	5.29	5.27	5.47
10/15/2019 9:15	5.17	5.18	5.17	5.16	5.29	5.25	5.47
10/15/2019 9:30	5.17	5.18	5.16	5.16	5.28	5.25	5.47
10/15/2019 9:45	5.16	5.18	5.17	5.16	5.28	5.25	5.46
10/15/2019 10:00	5.16	5.17	5.17	5.14	5.27	5.25	5.46
10/15/2019 10:15	5.14	5.17	5.17	5.14	5.27	5.25	5.44

Date Time	K-Plant						
	K-Plant Intake #1 °C	K-Plant Intake #2 °C	EMD Plant Intake °C	Cat Plant Intake °C	K-Plant Discharge °C	EMD Plant Discharge °C	Cat Plant Discharge °C
10/15/2019 10:30	5.13	5.16	5.17	5.13	5.26	5.26	5.44
10/15/2019 10:45	5.13	5.15	5.17	5.13	5.26	5.25	5.44
10/15/2019 11:00	5.13	5.15	5.17	5.13	5.26	5.25	5.44
10/15/2019 11:15	5.13	5.15	5.16	5.13	5.25	5.24	5.43
10/15/2019 11:30	5.13	5.14	5.15	5.13	5.25	5.24	5.43
10/15/2019 11:45	5.13	5.14	5.16	5.13	5.25	5.24	5.42
10/15/2019 12:00	5.13	5.14	5.15	5.13	5.25	5.23	5.42
10/15/2019 12:15	5.13	5.13	5.15	5.13	5.25	5.23	5.42
10/15/2019 12:30	5.12	5.13	5.15	5.13	5.25	5.23	5.42
10/15/2019 12:45	5.12	5.13	5.15	5.13	5.25	5.24	5.43
10/15/2019 13:00	5.11	5.12	5.16	5.14	5.25	5.25	5.43
10/15/2019 13:15	5.11	5.11	5.15	5.13	5.26	5.24	5.43
10/15/2019 13:30	5.12	5.11	5.15	5.13	5.26	5.24	5.42
10/15/2019 13:45	5.12	5.12	5.15	5.13	5.26	5.24	5.41
10/15/2019 14:00	5.12	5.12	5.15	5.13	5.26	5.24	5.4
10/15/2019 14:15	5.11	5.12	5.16	5.12	5.26	5.23	5.39
10/15/2019 14:30	5.11	5.11	5.14	5.12	5.26	5.22	5.39
10/15/2019 14:45	5.11	5.11	5.14	5.12	5.26	5.22	5.39
10/15/2019 15:00	5.11	5.11	5.13	5.11	5.26	5.22	5.4
10/15/2019 15:15	5.1	5.11	5.13	5.1	5.25	5.21	5.39
10/15/2019 15:30	5.1	5.1	5.13	5.1	5.25	5.21	5.39
10/15/2019 15:45	5.1	5.1	5.13	5.1	5.25	5.21	5.39
10/15/2019 16:00	5.09	5.1	5.12	5.1	5.24	5.21	5.39
10/15/2019 16:15	5.09	5.09	5.13	5.1	5.24	5.21	5.39
10/15/2019 16:30	5.09	5.09	5.12	5.1	5.24	5.92	5.38
10/15/2019 16:45	5.09	5.09	5.13	5.09	5.24	13.53	5.39
10/15/2019 17:00	5.09	5.09	5.11	5.1	5.23	13.95	5.39
10/15/2019 17:15	5.09	5.09	5.11	5.09	5.23	10.3	5.39
10/15/2019 17:30	5.09	5.09	5.11	5.09	5.23	6.21	5.4
10/15/2019 17:45	5.09	5.09	5.1	5.08	5.22	5.26	5.39
10/15/2019 18:00	5.08	5.09	5.1	5.08	5.22	5.23	5.39
10/15/2019 18:15	5.08	5.08	5.09	5.08	5.22	5.22	5.39
10/15/2019 18:30	5.07	5.08	5.09	5.08	5.21	5.22	5.39
10/15/2019 18:45	5.07	5.08	5.09	5.07	5.21	5.21	5.38
10/15/2019 19:00	5.06	5.08	5.07	5.07	5.21	5.2	5.38
10/15/2019 19:15	5.05	5.08	5.07	5.05	5.2	5.19	5.38
10/15/2019 19:30	5.05	5.07	5.06	5.04	5.2	5.19	5.37
10/15/2019 19:45	5.05	5.07	5.06	5.06	5.2	5.18	5.36
10/15/2019 20:00	5.05	5.07	5.05	5.06	5.19	5.17	5.37
10/15/2019 20:15	5.05	5.07	5.05	5.03	5.19	5.17	5.37
10/15/2019 20:30	5.04	5.06	5.05	5.04	5.18	5.17	5.35
10/15/2019 20:45	5.04	5.05	5.04	5.04	5.17	5.15	5.35
10/15/2019 21:00	5.03	5.05	5.04	5.02	5.17	5.16	5.35
10/15/2019 21:15	5.03	5.04	5.03	5.02	5.16	5.15	5.34

Date Time	K-Plant						
	K-Plant Intake #1 °C	K-Plant Intake #2 °C	EMD Plant Intake °C	Cat Plant Intake °C	K-Plant Discharge °C	EMD Plant Discharge °C	Cat Plant Discharge °C
10/15/2019 21:30	5.02	5.04	5.04	5.02	5.15	5.15	5.34
10/15/2019 21:45	5.02	5.03	5.03	5.01	5.15	5.14	5.33
10/15/2019 22:00	5.02	5.03	5.02	5.01	5.15	5.14	5.33
10/15/2019 22:15	5.02	5.02	5.03	5.01	5.14	5.13	5.33
10/15/2019 22:30	5.02	5.02	5.02	5.01	5.14	5.13	5.32
10/15/2019 22:45	5.01	5.02	5.01	5	5.14	5.12	5.32
10/15/2019 23:00	5.01	5.01	5.01	5	5.13	5.12	5.31
10/15/2019 23:15	5	5.01	5	4.99	5.13	5.11	5.31
10/15/2019 23:30	4.98	5	5.01	4.99	5.13	5.11	5.31
10/15/2019 23:45	4.98	4.99	5	4.98	5.13	5.11	5.3
10/16/2019 0:00	4.97	4.98	4.99	4.98	5.12	5.09	5.3
10/16/2019 0:15	4.97	4.97	4.98	4.98	5.12	5.09	5.29
10/16/2019 0:30	4.97	4.97	4.99	4.98	5.11	5.09	5.29
10/16/2019 0:45	4.96	4.97	4.99	4.97	5.11	5.09	5.28
10/16/2019 1:00	4.95	4.97	4.99	4.97	5.1	5.08	5.28
10/16/2019 1:15	4.95	4.97	4.97	4.96	5.1	5.07	5.28
10/16/2019 1:30	4.95	4.96	4.97	4.96	5.09	5.07	5.27
10/16/2019 1:45	4.94	4.96	4.97	4.95	5.09	5.07	5.27
10/16/2019 2:00	4.94	4.95	4.96	4.95	5.09	5.07	5.27
10/16/2019 2:15	4.94	4.94	4.95	4.95	5.08	5.05	5.26
10/16/2019 2:30	4.94	4.94	4.95	4.94	5.08	5.05	5.26
10/16/2019 2:45	4.94	4.93	4.94	4.94	5.08	5.04	5.25
10/16/2019 3:00	4.92	4.93	4.95	4.94	5.07	5.04	5.25
10/16/2019 3:15	4.92	4.92	4.94	4.93	5.06	5.04	5.25
10/16/2019 3:30	4.92	4.92	4.94	4.93	5.06	5.03	5.24
10/16/2019 3:45	4.91	4.92	4.93	4.93	5.06	5.03	5.24
10/16/2019 4:00	4.9	4.91	4.93	4.92	5.06	5.03	5.24
10/16/2019 4:15	4.9	4.91	4.92	4.92	5.05	5.02	5.23
10/16/2019 4:30	4.9	4.9	4.92	4.91	5.04	5.01	5.23
10/16/2019 4:45	4.9	4.89	4.91	4.91	5.04	5.01	5.23
10/16/2019 5:00	4.89	4.89	4.91	4.91	5.04	5.01	5.22
10/16/2019 5:15	4.89	4.89	4.91	4.91	5.03	5.01	5.22
10/16/2019 5:30	4.88	4.89	4.9	4.9	5.03	5	5.22
10/16/2019 5:45	4.87	4.89	4.9	4.89	5.03	4.99	5.21
10/16/2019 6:00	4.87	4.88	4.89	4.89	5.02	4.99	5.21
10/16/2019 6:15	4.87	4.87	4.89	4.88	5.02	4.99	5.2
10/16/2019 6:30	4.85	4.86	4.88	4.87	5.02	4.98	5.2
10/16/2019 6:45	4.85	4.86	4.88	4.88	5.02	4.98	5.19
10/16/2019 7:00	4.85	4.86	4.87	4.87	5.01	4.97	5.19
10/16/2019 7:15	4.85	4.86	4.87	4.86	5.01	4.97	5.18
10/16/2019 7:30	4.84	4.86	4.86	4.87	5	4.96	5.18
10/16/2019 7:45	4.83	4.85	4.87	4.86	5	4.96	5.18
10/16/2019 8:00	4.83	4.84	4.87	4.86	4.99	4.97	5.17
10/16/2019 8:15	4.83	4.83	4.87	4.85	4.98	4.96	5.17

Date Time	K-Plant						
	K-Plant Intake #1 °C	K-Plant Intake #2 °C	EMD Plant Intake °C	Cat Plant Intake °C	K-Plant Discharge °C	EMD Plant Discharge °C	Cat Plant Discharge °C
10/16/2019 8:30	4.83	4.83	4.89	4.84	4.99	4.98	5.16
10/16/2019 8:45	4.83	4.83	4.88	4.84	4.98	4.98	5.15
10/16/2019 9:00	4.84	4.83	4.88	4.83	4.98	4.97	5.15
10/16/2019 9:15	4.84	4.83	4.87	4.83	4.97	4.96	5.15
10/16/2019 9:30	4.84	4.83	4.87	4.83	4.97	4.96	5.15
10/16/2019 9:45	4.83	4.83	4.86	4.82	4.97	4.96	5.15
10/16/2019 10:00	4.83	4.83	4.86	4.82	4.96	4.96	5.15
10/16/2019 10:15	4.83	4.83	4.84	4.81	4.96	4.94	5.15
10/16/2019 10:30	4.83	4.83	4.86	4.81	4.96	4.95	5.16
10/16/2019 10:45	4.82	4.84	4.86	4.81	4.96	4.95	5.16
10/16/2019 11:00	4.82	4.83	4.84	4.81	4.96	4.94	5.15
10/16/2019 11:15	4.82	4.83	4.84	4.8	4.96	4.94	5.16
10/16/2019 11:30	4.82	4.83	4.84	4.81	4.96	4.94	5.13
10/16/2019 11:45	4.82	4.83	4.84	4.8	4.96	4.94	5.13
10/16/2019 12:00	4.82	4.82	4.83	4.8	4.96	4.93	5.13
10/16/2019 12:15	4.82	4.82	4.83	4.8	4.96	4.93	5.13
10/16/2019 12:30	4.82	4.82	4.83	4.8	4.97	4.93	5.13
10/16/2019 12:45	4.82	4.82	4.83	4.79	4.97	4.93	5.13
10/16/2019 13:00	4.82	4.82	4.83	4.79	4.97	4.93	5.13
10/16/2019 13:15	4.82	4.82	4.83	4.79	4.98	4.93	5.13
10/16/2019 13:30	4.82	4.82	4.83	4.78	4.98	4.93	5.13
10/16/2019 13:45	4.82	4.82	4.83	4.78	4.98	4.93	5.13
10/16/2019 14:00	4.82	4.82	4.84	4.79	4.98	4.94	5.13
10/16/2019 14:15	4.82	4.82	4.84	4.78	4.98	4.93	5.13
10/16/2019 14:30	4.82	4.82	4.84	4.79	4.97	4.94	5.13
10/16/2019 14:45	4.82	4.82	4.84	4.79	4.97	4.94	5.14
10/16/2019 15:00	4.82	4.82	4.84	4.79	4.97	4.94	5.14
10/16/2019 15:15	4.82	4.82	4.84	4.78	4.97	4.94	5.13
10/16/2019 15:30	4.82	4.82	4.83	4.79	4.97	4.93	5.12
10/16/2019 15:45	4.82	4.82	4.83	4.8	4.97	4.93	5.11
10/16/2019 16:00	4.82	4.81	4.83	4.79	4.97	4.93	5.12
10/16/2019 16:15	4.81	4.81	4.83	4.78	4.97	4.93	5.13
10/16/2019 16:30	4.81	4.81	4.83	4.78	4.97	4.93	5.13
10/16/2019 16:45	4.81	4.81	4.83	4.79	4.97	4.92	5.13
10/16/2019 17:00	4.81	4.81	4.83	4.78	4.97	4.93	5.13
10/16/2019 17:15	4.82	4.81	4.82	4.79	4.97	4.93	5.14
10/16/2019 17:30	4.82	4.81	4.82	4.79	4.97	4.91	5.14
10/16/2019 17:45	4.82	4.81	4.83	4.77	4.97	4.93	5.14
10/16/2019 18:00	4.82	4.8	4.82	4.77	4.97	4.92	5.13
10/16/2019 18:15	4.81	4.8	4.83	4.77	4.96	4.92	5.13
10/16/2019 18:30	4.81	4.8	4.81	4.77	4.96	4.91	5.13
10/16/2019 18:45	4.81	4.8	4.81	4.77	4.95	4.9	5.12
10/16/2019 19:00	4.81	4.79	4.8	4.77	4.95	4.9	5.12
10/16/2019 19:15	4.81	4.79	4.79	4.77	4.95	4.89	5.12

Date Time	K-Plant						
	K-Plant Intake #1 °C	K-Plant Intake #2 °C	EMD Plant Intake °C	Cat Plant Intake °C	K-Plant Discharge °C	EMD Plant Discharge °C	Cat Plant Discharge °C
10/16/2019 19:30	4.81	4.8	4.79	4.76	4.95	4.89	5.12
10/16/2019 19:45	4.81	4.8	4.79	4.76	4.94	4.89	5.12
10/16/2019 20:00	4.81	4.8	4.78	4.77	4.93	4.87	5.12
10/16/2019 20:15	4.81	4.8	4.79	4.77	4.93	4.88	5.12
10/16/2019 20:30	4.8	4.8	4.79	4.76	4.93	4.89	5.11
10/16/2019 20:45	4.8	4.79	4.78	4.76	4.93	4.88	5.12
10/16/2019 21:00	4.79	4.79	4.77	4.76	4.92	4.87	5.11
10/16/2019 21:15	4.78	4.78	4.76	4.76	4.91	4.86	5.11
10/16/2019 21:30	4.77	4.76	4.77	4.76	4.91	4.86	5.11
10/16/2019 21:45	4.78	4.76	4.76	4.75	4.9	4.85	5.11
10/16/2019 22:00	4.78	4.76	4.75	4.74	4.9	4.85	5.11
10/16/2019 22:15	4.77	4.76	4.74	4.75	4.9	4.84	5.1
10/16/2019 22:30	4.76	4.75	4.73	4.74	4.89	4.83	5.1
10/16/2019 22:45	4.76	4.75	4.73	4.72	4.89	4.82	5.09
10/16/2019 23:00	4.72	4.75	4.72	4.71	4.89	4.82	5.09
10/16/2019 23:15	4.72	4.74	4.71	4.72	4.89	4.81	5.08
10/16/2019 23:30	4.7	4.74	4.71	4.73	4.88	4.81	5.07
10/16/2019 23:45	4.7	4.73	4.71	4.7	4.88	4.8	5.07
10/17/2019 0:00	4.7	4.72	4.71	4.69	4.87	4.81	5.06
10/17/2019 0:15	4.7	4.71	4.7	4.7	4.86	4.79	5.06
10/17/2019 0:30	4.69	4.71	4.69	4.69	4.86	4.78	5.05
10/17/2019 0:45	4.69	4.71	4.69	4.7	4.85	4.79	5.05
10/17/2019 1:00	4.69	4.7	4.68	4.69	4.85	4.78	5.06
10/17/2019 1:15	4.68	4.7	4.67	4.69	4.85	4.76	5.05
10/17/2019 1:30	4.68	4.7	4.66	4.66	4.84	4.76	5.04
10/17/2019 1:45	4.67	4.7	4.67	4.65	4.83	4.77	5.03
10/17/2019 2:00	4.67	4.69	4.67	4.64	4.82	4.77	5.02
10/17/2019 2:15	4.65	4.68	4.68	4.63	4.81	4.78	5.01
10/17/2019 2:30	4.65	4.68	4.66	4.63	4.81	4.76	5
10/17/2019 2:45	4.65	4.66	4.66	4.63	4.79	4.76	5
10/17/2019 3:00	4.64	4.65	4.67	4.63	4.79	4.77	4.99
10/17/2019 3:15	4.64	4.64	4.68	4.61	4.78	4.77	4.98
10/17/2019 3:30	4.65	4.64	4.66	4.65	4.77	4.75	4.98
10/17/2019 3:45	4.64	4.63	4.66	4.63	4.77	4.75	4.98
10/17/2019 4:00	4.64	4.63	4.66	4.62	4.76	4.75	4.98
10/17/2019 4:15	4.64	4.63	4.66	4.61	4.75	4.75	4.97
10/17/2019 4:30	4.64	4.63	4.65	4.59	4.75	4.74	4.97
10/17/2019 4:45	4.62	4.62	4.63	4.59	4.74	4.72	4.96
10/17/2019 5:00	4.63	4.62	4.64	4.62	4.75	4.74	4.96
10/17/2019 5:15	4.62	4.62	4.64	4.62	4.74	4.73	4.96
10/17/2019 5:30	4.62	4.62	4.61	4.63	4.74	4.71	4.97
10/17/2019 5:45	4.62	4.62	4.62	4.62	4.74	4.71	4.97
10/17/2019 6:00	4.62	4.62	4.61	4.61	4.74	4.7	4.97
10/17/2019 6:15	4.61	4.61	4.6	4.59	4.74	4.7	4.96

Date Time	K-Plant						
	K-Plant Intake #1 °C	K-Plant Intake #2 °C	EMD Plant Intake °C	Cat Plant Intake °C	K-Plant Discharge °C	EMD Plant Discharge °C	Cat Plant Discharge °C
10/17/2019 6:30	4.61	4.61	4.59	4.58	4.75	4.69	4.96
10/17/2019 6:45	4.61	4.61	4.61	4.58	4.75	4.71	4.94
10/17/2019 7:00	4.61	4.61	4.64	4.57	4.75	4.73	4.94
10/17/2019 7:15	4.61	4.61	4.61	4.57	4.75	4.71	4.93
10/17/2019 7:30	4.61	4.61	4.6	4.58	4.75	4.7	4.94
10/17/2019 7:45	4.61	4.6	4.61	4.59	4.75	4.71	4.94
10/17/2019 8:00	4.6	4.6	4.63	4.6	4.75	4.72	4.94
10/17/2019 8:15	4.6	4.6	4.62	4.6	4.75	4.71	4.94
10/17/2019 8:30	4.6	4.6	4.6	4.59	4.74	4.7	4.94
10/17/2019 8:45	4.6	4.59	4.6	4.58	4.74	4.71	4.93
10/17/2019 9:00	4.59	4.58	4.61	4.56	4.74	4.7	4.92
10/17/2019 9:15	4.59	4.58	4.62	4.58	4.73	4.71	4.92
10/17/2019 9:30	4.59	4.58	4.62	4.56	4.74	4.71	4.92
10/17/2019 9:45	4.58	4.58	4.63	4.57	4.73	4.72	4.92
10/17/2019 10:00	4.58	4.58	4.62	4.57	4.73	4.71	4.92
10/17/2019 10:15	4.58	4.58	4.61	4.57	4.73	4.71	4.92
10/17/2019 10:30	4.58	4.58	4.62	4.56	4.72	4.71	4.92
10/17/2019 10:45	4.58	4.58	4.62	4.57	4.72	4.71	4.92
10/17/2019 11:00	4.58	4.58	4.62	4.57	4.72	4.71	4.92
10/17/2019 11:15	4.58	4.58	4.62	4.57	4.72	4.71	4.92
10/17/2019 11:30	4.59	4.6	4.62	4.56	4.72	4.71	4.92
10/17/2019 11:45	4.6	4.61	4.61	4.56	4.72	4.7	4.92
10/17/2019 12:00	4.61	4.61	4.62	4.57	4.72	4.71	4.92
10/17/2019 12:15	4.61	4.61	4.63	4.57	4.73	4.72	4.92
10/17/2019 12:30	4.6	4.61	4.62	4.56	4.74	4.71	4.92
10/17/2019 12:45	4.61	4.6	4.63	4.57	4.74	4.73	4.92
10/17/2019 13:00	4.61	4.6	4.65	4.57	4.75	4.74	4.92
10/17/2019 13:15	4.61	4.61	4.65	4.57	4.75	4.74	4.92
10/17/2019 13:30	4.61	4.62	4.65	4.57	4.76	4.74	4.92
10/17/2019 13:45	4.62	4.62	4.65	4.58	4.76	4.75	4.92
10/17/2019 14:00	4.62	4.62	4.66	4.58	4.76	4.75	4.93
10/17/2019 14:15	4.62	4.62	4.66	4.57	4.76	4.75	4.93
10/17/2019 14:30	4.62	4.62	4.66	4.58	4.76	4.76	4.93
10/17/2019 14:45	4.63	4.62	4.66	4.58	4.77	4.75	4.93
10/17/2019 15:00	4.62	4.62	4.66	4.58	4.77	4.75	4.94
10/17/2019 15:15	4.62	4.62	4.66	4.58	4.77	10.3	4.94
10/17/2019 15:30	4.63	4.62	4.67	4.58	4.77	12.77	4.94
10/17/2019 15:45	4.63	4.62	4.66	4.58	4.77	13.09	4.94
10/17/2019 16:00	4.63	4.62	4.67	4.58	4.77	13.08	4.94
10/17/2019 16:15	4.63	4.62	4.67	4.59	4.77	13.16	4.94
10/17/2019 16:30	4.63	4.62	4.67	4.59	4.77	13.21	4.94
10/17/2019 16:45	4.63	4.62	4.66	4.58	4.77	13.26	4.94
10/17/2019 17:00	4.63	4.62	4.67	4.58	4.77	13.29	4.94
10/17/2019 17:15	4.63	4.62	4.67	4.59	4.77	13.35	4.94

Date Time	K-Plant						
	K-Plant Intake #1 °C	K-Plant Intake #2 °C	EMD Plant Intake °C	Cat Plant Intake °C	K-Plant Discharge °C	EMD Plant Discharge °C	Cat Plant Discharge °C
10/17/2019 17:30	4.63	4.62	4.67	4.59	4.77	13.2	4.95
10/17/2019 17:45	4.62	4.61	4.68	4.59	4.77	13.23	4.95
10/17/2019 18:00	4.62	4.61	4.67	4.59	4.77	13.22	4.95
10/17/2019 18:15	4.62	4.61	4.68	4.59	4.77	13.35	4.95
10/17/2019 18:30	4.62	4.62	4.68	4.59	4.77	13.31	4.95
10/17/2019 18:45	4.62	4.62	4.66	4.59	4.77	13.3	4.95
10/17/2019 19:00	4.62	4.62	4.66	4.59	4.77	10.8	4.95
10/17/2019 19:15	4.63	4.62	4.66	4.59	4.77	8.62	4.95
10/17/2019 19:30	4.63	4.62	4.66	4.59	4.77	6.98	4.95
10/17/2019 19:45	4.63	4.63	4.66	4.59	4.77	5.3	4.95
10/17/2019 20:00	4.63	4.62	4.65	4.59	4.77	4.82	4.95
10/17/2019 20:15	4.63	4.62	4.66	4.58	4.77	4.8	4.94
10/17/2019 20:30	4.62	4.62	4.66	4.58	4.77	4.81	4.94
10/17/2019 20:45	4.62	4.62	4.66	4.58	4.77	4.8	4.94
10/17/2019 21:00	4.63	4.62	4.66	4.57	4.77	4.8	4.94
10/17/2019 21:15	4.62	4.62	4.66	4.58	4.77	4.8	4.93
10/17/2019 21:30	4.62	4.62	4.64	4.58	4.77	4.78	4.93
10/17/2019 21:45	4.62	4.62	4.64	4.57	4.76	4.78	4.93
10/17/2019 22:00	4.62	4.61	4.65	4.57	4.76	4.79	4.93
10/17/2019 22:15	4.62	4.61	4.64	4.56	4.76	4.78	4.92
10/17/2019 22:30	4.62	4.61	4.65	4.56	4.76	4.79	4.92
10/17/2019 22:45	4.62	4.61	4.65	4.55	4.76	4.79	4.92
10/17/2019 23:00	4.62	4.61	4.65	4.55	4.76	4.79	4.91
10/17/2019 23:15	4.62	4.6	4.64	4.55	4.76	4.77	4.91
10/17/2019 23:30	4.61	4.61	4.64	4.55	4.76	4.77	4.91
10/17/2019 23:45	4.61	4.6	4.65	4.56	4.76	4.78	4.91
10/18/2019 0:00	4.61	4.6	4.63	4.55	4.76	4.76	4.91
10/18/2019 0:15	4.6	4.6	4.63	4.55	4.75	4.75	4.91
10/18/2019 0:30	4.6	4.6	4.63	4.55	4.75	4.76	4.9
10/18/2019 0:45	4.6	4.6	4.63	4.55	4.75	4.76	4.9
10/18/2019 1:00	4.6	4.6	4.64	4.55	4.75	4.76	4.9
10/18/2019 1:15	4.6	4.6	4.64	4.55	4.75	4.76	4.9
10/18/2019 1:30	4.6	4.6	4.64	4.55	4.75	4.76	4.9
10/18/2019 1:45	4.6	4.59	4.63	4.55	4.75	4.75	4.9
10/18/2019 2:00	4.6	4.59	4.64	4.55	4.75	4.76	4.91
10/18/2019 2:15	4.6	4.58	4.64	4.55	4.75	4.75	4.91
10/18/2019 2:30	4.59	4.58	4.62	4.55	4.74	4.74	4.9
10/18/2019 2:45	4.6	4.59	4.63	4.54	4.74	4.75	4.9
10/18/2019 3:00	4.59	4.58	4.62	4.54	4.73	4.74	4.89
10/18/2019 3:15	4.59	4.58	4.63	4.54	4.73	4.74	4.9
10/18/2019 3:30	4.59	4.58	4.63	4.54	4.73	4.73	4.9
10/18/2019 3:45	4.58	4.58	4.62	4.55	4.73	4.74	4.9
10/18/2019 4:00	4.58	4.58	4.62	4.55	4.73	4.73	4.9
10/18/2019 4:15	4.58	4.57	4.62	4.55	4.73	4.73	4.9



Date Time	K-Plant						
	K-Plant Intake #1 °C	K-Plant Intake #2 °C	EMD Plant Intake °C	Cat Plant Intake °C	K-Plant Discharge °C	EMD Plant Discharge °C	Cat Plant Discharge °C
10/18/2019 4:30	4.58	4.57	4.62	4.55	4.73	4.73	4.9
10/18/2019 4:45	4.57	4.57	4.62	4.54	4.72	4.72	4.9
10/18/2019 5:00	4.57	4.56	4.61	4.54	4.72	4.72	4.9
10/18/2019 5:15	4.57	4.56	4.61	4.54	4.72	4.72	4.9
10/18/2019 5:30	4.57	4.56	4.61	4.54	4.72	4.71	4.9
10/18/2019 5:45	4.57	4.56	4.6	4.55	4.71	4.71	4.9
10/18/2019 6:00	4.57	4.56	4.61	4.55	4.71	4.71	4.89
10/18/2019 6:15	4.57	4.56	4.6	4.54	4.71	4.7	4.89
10/18/2019 6:30	4.56	4.55	4.61	4.54	4.71	4.71	4.89
10/18/2019 6:45	4.55	4.55	4.6	4.54	4.71	4.7	4.89
10/18/2019 7:00	4.56	4.55	4.6	4.53	4.7	4.69	4.89
10/18/2019 7:15	4.55	4.55	4.59	4.53	4.7	4.69	4.89
10/18/2019 7:30	4.56	4.55	4.58	4.53	4.7	4.69	4.89
10/18/2019 7:45	4.56	4.55	4.58	4.54	4.7	4.68	4.88
10/18/2019 8:00	4.56	4.54	4.59	4.54	4.69	4.69	4.89
10/18/2019 8:15	4.55	4.54	4.58	4.52	4.69	4.68	4.88
10/18/2019 8:30	4.55	4.54	4.58	4.52	4.69	4.68	4.88
10/18/2019 8:45	4.54	4.54	4.58	4.53	4.69	4.68	4.88
10/18/2019 9:00	4.53	4.53	4.58	4.52	4.69	4.68	4.88
10/18/2019 9:15	4.54	4.53	4.58	4.52	4.69	4.68	4.87
10/18/2019 9:30	4.54	4.52	4.57	4.52	4.69	4.66	4.88
10/18/2019 9:45	4.53	4.52	4.57	4.51	4.68	4.67	4.87
10/18/2019 10:00	4.53	4.52	4.56	4.52	4.68	4.66	4.87
10/18/2019 10:15	4.53	4.51	4.56	4.51	4.68	4.66	4.87
10/18/2019 10:30	4.53	4.51	4.54	4.5	4.67	4.64	4.87
10/18/2019 10:45	4.53	4.51	4.55	4.51	4.67	4.65	4.87
10/18/2019 11:00	4.52	4.5	4.54	4.51	4.67	4.64	4.87
10/18/2019 11:15	4.52	4.5	4.54	4.51	4.67	4.64	4.87
10/18/2019 11:30	4.52	4.5	4.53	4.51	4.67	4.63	4.86
10/18/2019 11:45	4.52	4.49	4.53	4.5	4.66	4.63	4.86
10/18/2019 12:00	4.5	4.49	4.53	4.5	4.66	4.63	4.86
10/18/2019 12:15	4.51	4.49	4.53	4.5	4.66	4.63	4.85
10/18/2019 12:30	4.51	4.48	4.53	4.49	4.66	4.62	4.85
10/18/2019 12:45	4.49	4.47	4.52	4.49	4.65	4.62	4.85
10/18/2019 13:00	4.49	4.47	4.52	4.48	4.64	4.62	4.84
10/18/2019 13:15	4.47	4.47	4.52	4.49	4.64	4.62	4.84
10/18/2019 13:30	4.48	4.47	4.51	4.48	4.63	4.61	4.84
10/18/2019 13:45	4.47	4.46	4.51	4.48	4.63	4.61	4.84
10/18/2019 14:00	4.47	4.46	4.51	4.48	4.63	4.61	4.83
10/18/2019 14:15	4.46	4.46	4.51	4.48	4.62	4.61	4.84
10/18/2019 14:30	4.46	4.46	4.5	4.48	4.62	4.6	4.84
10/18/2019 14:45	4.46	4.46	4.51	4.47	4.61	4.6	4.83
10/18/2019 15:00	4.46	4.45	4.49	4.47	4.61	4.6	4.83
10/18/2019 15:15	4.45	4.45	4.5	4.47	4.61	4.6	4.83

Date Time	K-Plant						
	K-Plant Intake #1 °C	K-Plant Intake #2 °C	EMD Plant Intake °C	Cat Plant Intake °C	K-Plant Discharge °C	EMD Plant Discharge °C	Cat Plant Discharge °C
10/18/2019 15:30	4.45	4.45	4.49	4.47	4.6	4.59	4.82
10/18/2019 15:45	4.45	4.45	4.5	4.48	4.6	4.6	4.83
10/18/2019 16:00	4.45	4.45	4.49	4.47	4.6	4.59	4.83
10/18/2019 16:15	4.45	4.44	4.5	4.47	4.6	4.6	4.82
10/18/2019 16:30	4.45	4.44	4.5	4.49	4.6	4.6	4.82
10/18/2019 16:45	4.44	4.44	4.49	4.5	4.59	4.6	4.83
10/18/2019 17:00	4.45	4.44	4.49	4.49	4.59	4.59	4.84
10/18/2019 17:15	4.44	4.44	4.49	4.49	4.59	4.59	4.84
10/18/2019 17:30	4.43	4.43	4.48	4.49	4.59	4.58	4.84
10/18/2019 17:45	4.43	4.43	4.48	4.47	4.59	4.58	4.84
10/18/2019 18:00	4.43	4.42	4.48	4.48	4.59	4.57	4.83
10/18/2019 18:15	4.43	4.42	4.47	4.49	4.58	4.57	4.83
10/18/2019 18:30	4.42	4.41	4.48	4.47	4.58	4.57	4.83
10/18/2019 18:45	4.42	4.41	4.47	4.48	4.58	4.56	4.83
10/18/2019 19:00	4.41	4.41	4.46	4.48	4.57	4.56	4.83
10/18/2019 19:15	4.4	4.41	4.45	4.48	4.57	4.55	4.83
10/18/2019 19:30	4.4	4.41	4.45	4.48	4.56	4.55	4.83
10/18/2019 19:45	4.4	4.4	4.44	4.48	4.56	4.54	4.83
10/18/2019 20:00	4.4	4.4	4.45	4.48	4.55	4.54	4.83
10/18/2019 20:15	4.39	4.39	4.45	4.47	4.55	4.54	4.83
10/18/2019 20:30	4.39	4.38	4.43	4.47	4.55	4.52	4.82
10/18/2019 20:45	4.38	4.39	4.43	4.46	4.54	4.52	4.82
10/18/2019 21:00	4.39	4.38	4.42	4.46	4.54	4.52	4.82
10/18/2019 21:15	4.38	4.38	4.42	4.44	4.53	4.52	4.81
10/18/2019 21:30	4.38	4.37	4.43	4.44	4.53	4.52	4.8
10/18/2019 21:45	4.38	4.37	4.42	4.43	4.52	4.51	4.79
10/18/2019 22:00	4.37	4.36	4.42	4.43	4.52	4.51	4.79
10/18/2019 22:15	4.35	4.36	4.42	4.43	4.52	4.51	4.79
10/18/2019 22:30	4.36	4.36	4.42	4.42	4.51	4.51	4.78
10/18/2019 22:45	4.35	4.35	4.4	4.42	4.51	4.5	4.78
10/18/2019 23:00	4.35	4.34	4.41	4.43	4.5	4.51	4.78
10/18/2019 23:15	4.34	4.34	4.39	4.43	4.5	4.5	4.78
10/18/2019 23:30	4.35	4.35	4.39	4.42	4.49	4.49	4.78
10/18/2019 23:45	4.35	4.35	4.39	4.4	4.49	4.49	4.77
10/19/2019 0:00	4.34	4.34	4.39	4.4	4.49	4.49	4.76
10/19/2019 0:15	4.34	4.34	4.39	4.39	4.49	4.49	4.76
10/19/2019 0:30	4.34	4.34	4.39	4.39	4.49	4.49	4.75
10/19/2019 0:45	4.33	4.33	4.38	4.39	4.48	4.48	4.74
10/19/2019 1:00	4.33	4.33	4.43	4.38	4.48	4.5	4.75
10/19/2019 1:15	4.33	4.33	4.38	4.35	4.48	4.49	4.73
10/19/2019 1:30	4.33	4.32	4.42	4.35	4.48	4.49	4.72
10/19/2019 1:45	4.31	4.32	4.38	4.34	4.47	4.48	4.72
10/19/2019 2:00	4.32	4.32	4.39	4.35	4.47	4.48	4.71
10/19/2019 2:15	4.32	4.32	4.39	4.35	4.47	4.48	4.7

Date Time	K-Plant						
	K-Plant Intake #1 °C	K-Plant Intake #2 °C	EMD Plant Intake °C	Cat Plant Intake °C	K-Plant Discharge °C	EMD Plant Discharge °C	Cat Plant Discharge °C
10/19/2019 2:30	4.32	4.31	4.4	4.31	4.47	4.48	4.7
10/19/2019 2:45	4.31	4.31	4.41	4.32	4.46	4.49	4.69
10/19/2019 3:00	4.31	4.31	4.4	4.33	4.46	4.49	4.69
10/19/2019 3:15	4.31	4.31	4.4	4.33	4.46	4.48	4.69
10/19/2019 3:30	4.31	4.31	4.37	4.33	4.46	4.48	4.69
10/19/2019 3:45	4.31	4.3	4.39	4.33	4.45	4.48	4.69
10/19/2019 4:00	4.3	4.3	4.39	4.3	4.45	4.48	4.68
10/19/2019 4:15	4.3	4.3	4.38	4.3	4.44	4.48	4.68
10/19/2019 4:30	4.29	4.28	4.38	4.3	4.44	4.47	4.67
10/19/2019 4:45	4.28	4.28	4.38	4.31	4.44	4.46	4.67
10/19/2019 5:00	4.28	4.28	4.35	4.3	4.44	4.46	4.67
10/19/2019 5:15	4.28	4.28	4.37	4.31	4.43	4.46	4.66
10/19/2019 5:30	4.28	4.27	4.36	4.3	4.43	4.45	4.66
10/19/2019 5:45	4.26	4.26	4.35	4.29	4.43	4.45	4.66
10/19/2019 6:00	4.27	4.26	4.36	4.28	4.42	4.45	4.65
10/19/2019 6:15	4.26	4.26	4.35	4.28	4.42	4.44	4.65
10/19/2019 6:30	4.25	4.25	4.33	4.28	4.42	4.43	4.65
10/19/2019 6:45	4.25	4.25	4.33	4.27	4.41	4.43	4.64
10/19/2019 7:00	4.25	4.25	4.33	4.27	4.41	4.42	4.64
10/19/2019 7:15	4.25	4.25	4.34	4.29	4.4	4.43	4.64
10/19/2019 7:30	4.24	4.24	4.33	4.28	4.4	4.43	4.64
10/19/2019 7:45	4.25	4.25	4.32	4.25	4.4	4.43	4.64
10/19/2019 8:00	4.25	4.25	4.32	4.24	4.39	4.42	4.62
10/19/2019 8:15	4.25	4.24	4.32	4.25	4.39	4.42	4.62
10/19/2019 8:30	4.25	4.24	4.31	4.25	4.39	4.41	4.62
10/19/2019 8:45	4.25	4.24	4.3	4.24	4.39	4.4	4.61
10/19/2019 9:00	4.25	4.23	4.33	4.24	4.39	4.42	4.61
10/19/2019 9:15	4.24	4.22	4.33	4.24	4.39	4.43	4.6
10/19/2019 9:30	4.24	4.23	4.32	4.23	4.39	4.42	4.6
10/19/2019 9:45	4.23	4.23	4.31	4.23	4.39	4.41	4.6
10/19/2019 10:00	4.23	4.23	4.32	4.23	4.39	4.42	4.59
10/19/2019 10:15	4.23	4.22	4.31	4.23	4.39	4.41	4.59
10/19/2019 10:30	4.22	4.22	4.3	4.23	4.38	4.39	4.59
10/19/2019 10:45	4.22	4.22	4.3	4.23	4.38	4.4	4.59
10/19/2019 11:00	4.23	4.22	4.3	4.23	4.38	4.4	4.59
10/19/2019 11:15	4.23	4.22	4.29	4.24	4.38	4.39	4.59
10/19/2019 11:30	4.22	4.22	4.29	4.23	4.38	4.39	4.59
10/19/2019 11:45	4.23	4.22	4.31	4.23	4.38	4.4	4.59
10/19/2019 12:00	4.23	4.22	4.3	4.24	4.38	4.41	4.59
10/19/2019 12:15	4.23	4.22	4.3	4.24	4.38	4.4	4.59
10/19/2019 12:30	4.22	4.22	4.29	4.24	4.38	4.4	4.59
10/19/2019 12:45	4.23	4.22	4.29	4.23	4.38	4.39	4.59
10/19/2019 13:00	4.23	4.22	4.28	4.23	4.39	4.39	4.59
10/19/2019 13:15	4.24	4.22	4.29	4.24	4.4	4.39	4.58

Date Time	K-Plant						
	K-Plant Intake #1 °C	K-Plant Intake #2 °C	EMD Plant Intake °C	Cat Plant Intake °C	K-Plant Discharge °C	EMD Plant Discharge °C	Cat Plant Discharge °C
10/19/2019 13:30	4.24	4.24	4.28	4.21	4.42	4.38	4.59
10/19/2019 13:45	4.26	4.25	4.26	4.21	4.42	4.36	4.58
10/19/2019 14:00	4.26	4.25	4.27	4.21	4.43	4.38	4.58
10/19/2019 14:15	4.26	4.25	4.28	4.22	4.43	4.38	4.57
10/19/2019 14:30	4.25	4.25	4.29	4.22	4.43	4.39	4.58
10/19/2019 14:45	4.25	4.25	4.27	4.21	4.45	5.34	4.68
10/19/2019 15:00	4.24	4.24	4.28	4.22	4.43	14.8	6.8
10/19/2019 15:15	4.24	4.25	4.29	4.22	4.43	13.99	12
10/19/2019 15:30	4.24	4.24	4.3	4.22	4.42	10.81	11.3
10/19/2019 15:45	4.24	4.23	4.3	4.22	4.42	9.11	6.64
10/19/2019 16:00	4.24	4.23	4.3	4.22	4.42	8.34	4.66
10/19/2019 16:15	4.25	4.24	4.29	4.22	4.42	5.58	4.53
10/19/2019 16:30	4.25	4.24	4.32	4.22	4.41	4.51	4.53
10/19/2019 16:45	4.24	4.24	4.3	4.2	4.4	4.46	4.52
10/19/2019 17:00	4.24	4.23	4.28	4.2	4.39	4.46	4.52
10/19/2019 17:15	4.25	4.24	4.26	4.21	4.39	4.41	4.52
10/19/2019 17:30	4.24	4.25	4.28	4.21	4.38	4.44	4.52
10/19/2019 17:45	4.24	4.23	4.29	4.21	4.37	4.44	4.52
10/19/2019 18:00	4.23	4.23	4.27	4.21	4.37	4.42	4.52
10/19/2019 18:15	4.23	4.23	4.31	4.21	4.36	4.45	4.55
10/19/2019 18:30	4.23	4.23	4.3	4.21	4.36	4.44	4.55
10/19/2019 18:45	4.23	4.23	4.28	4.22	4.37	4.42	4.55
10/19/2019 19:00	4.22	4.23	4.29	4.22	4.37	4.43	4.56
10/19/2019 19:15	4.22	4.23	4.27	4.22	4.37	4.42	4.56
10/19/2019 19:30	4.22	4.23	4.29	4.22	4.37	4.42	4.56
10/19/2019 19:45	4.23	4.23	4.25	4.23	4.36	4.39	4.56
10/19/2019 20:00	4.23	4.23	4.26	4.23	4.36	4.39	4.56
10/19/2019 20:15	4.23	4.23	4.26	4.23	4.36	4.38	4.56
10/19/2019 20:30	4.23	4.22	4.26	4.22	4.37	4.39	4.56
10/19/2019 20:45	4.23	4.21	4.25	4.21	4.38	4.38	4.56
10/19/2019 21:00	4.23	4.21	4.25	4.22	4.38	4.38	4.55
10/19/2019 21:15	4.22	4.21	4.25	4.22	4.38	4.37	4.56
10/19/2019 21:30	4.22	4.19	4.25	4.21	4.37	4.37	4.56
10/19/2019 21:45	4.22	4.19	4.25	4.21	4.36	4.37	4.55
10/19/2019 22:00	4.21	4.19	4.23	4.18	4.36	4.36	4.55
10/19/2019 22:15	4.21	4.19	4.24	4.19	4.35	4.36	4.54
10/19/2019 22:30	4.18	4.18	4.24	4.19	4.34	4.35	4.54
10/19/2019 22:45	4.17	4.18	4.23	4.18	4.34	4.34	4.53
10/19/2019 23:00	4.19	4.18	4.23	4.19	4.33	4.35	4.53
10/19/2019 23:15	4.19	4.17	4.22	4.17	4.32	4.34	4.53
10/19/2019 23:30	4.18	4.17	4.21	4.17	4.32	4.32	4.52
10/19/2019 23:45	4.18	4.15	4.21	4.17	4.31	4.32	4.51
10/20/2019 0:00	4.16	4.15	4.22	4.15	4.3	4.32	4.51
10/20/2019 0:15	4.16	4.15	4.21	4.15	4.3	4.31	4.5

Date Time	K-Plant						
	K-Plant Intake #1 °C	K-Plant Intake #2 °C	EMD Plant Intake °C	Cat Plant Intake °C	K-Plant Discharge °C	EMD Plant Discharge °C	Cat Plant Discharge °C
10/20/2019 0:30	4.15	4.15	4.21	4.15	4.3	4.32	4.49
10/20/2019 0:45	4.13	4.14	4.2	4.14	4.3	4.31	4.49
10/20/2019 1:00	4.15	4.14	4.18	4.11	4.29	4.29	4.48
10/20/2019 1:15	4.14	4.14	4.18	4.1	4.28	4.29	4.47
10/20/2019 1:30	4.15	4.14	4.15	4.1	4.28	4.27	4.45
10/20/2019 1:45	4.15	4.14	4.16	4.08	4.28	4.27	4.44
10/20/2019 2:00	4.15	4.14	4.14	4.07	4.28	4.25	4.43
10/20/2019 2:15	4.15	4.14	4.14	4.08	4.27	4.25	4.43
10/20/2019 2:30	4.14	4.14	4.12	4.08	4.26	4.22	4.43
10/20/2019 2:45	4.14	4.14	4.09	4.07	4.26	4.2	4.42
10/20/2019 3:00	4.16	4.11	4.08	4.06	4.24	4.19	4.41
10/20/2019 3:15	4.09	4.08	4.1	4.02	4.22	4.2	4.4
10/20/2019 3:30	4.07	4.07	4.1	4.05	4.21	4.21	4.39
10/20/2019 3:45	4.06	4.06	4.11	4.03	4.2	4.22	4.39
10/20/2019 4:00	4.05	4.06	4.12	4.03	4.19	4.22	4.39
10/20/2019 4:15	4.07	4.06	4.11	4.06	4.19	4.21	4.39
10/20/2019 4:30	4.06	4.06	4.11	4.09	4.19	4.21	4.4
10/20/2019 4:45	4.05	4.07	4.11	4.1	4.17	4.2	4.41
10/20/2019 5:00	4.04	4.06	4.1	4.1	4.16	4.19	4.42
10/20/2019 5:15	4.04	4.04	4.07	4.09	4.16	4.16	4.42
10/20/2019 5:30	4.04	4.04	4.03	4.07	4.15	4.13	4.42
10/20/2019 5:45	4.03	4.03	4.01	4.09	4.14	4.12	4.42
10/20/2019 6:00	4.03	4.02	4.02	4.07	4.14	4.12	4.42
10/20/2019 6:15	3.99	4.01	3.99	4.07	4.16	4.09	4.41
10/20/2019 6:30	4	4	4	4.03	4.16	4.12	4.41
10/20/2019 6:45	3.99	3.99	4.05	4.06	4.16	4.15	4.39
10/20/2019 7:00	4	3.99	4.03	3.95	4.16	4.15	4.39
10/20/2019 7:15	4	3.99	4.04	3.99	4.16	4.14	4.36
10/20/2019 7:30	4.01	4	4	3.99	4.15	4.12	4.35
10/20/2019 7:45	4	4	3.99	3.96	4.15	4.1	4.34
10/20/2019 8:00	4	4.01	3.99	4.01	4.15	4.1	4.32
10/20/2019 8:15	3.98	4	3.98	3.94	4.15	4.08	4.33
10/20/2019 8:30	3.97	3.98	3.99	3.95	4.14	4.1	4.32
10/20/2019 8:45	3.96	3.97	3.99	3.95	4.13	4.1	4.3
10/20/2019 9:00	3.96	3.96	3.99	3.92	4.12	4.1	4.3
10/20/2019 9:15	3.96	3.96	4	3.91	4.11	4.89	4.28
10/20/2019 9:30	3.95	3.96	3.97	3.9	4.1	4.45	4.27
10/20/2019 9:45	3.95	3.95	3.97	3.91	4.09	5.13	4.27
10/20/2019 10:00	3.95	3.95	3.97	3.91	4.09	14.99	4.27
10/20/2019 10:15	3.95	3.95	3.99	3.91	4.09	8.6	4.27
10/20/2019 10:30	3.96	3.96	3.96	3.91	4.08	4.99	4.26
10/20/2019 10:45	3.94	3.98	3.96	3.91	4.08	4.16	4.25
10/20/2019 11:00	3.94	3.96	3.94	3.9	4.08	4.09	4.25
10/20/2019 11:15	3.94	3.96	3.94	3.89	4.07	4.08	4.25

Date Time	K-Plant						
	K-Plant Intake #1 °C	K-Plant Intake #2 °C	EMD Plant Intake °C	Cat Plant Intake °C	K-Plant Discharge °C	EMD Plant Discharge °C	Cat Plant Discharge °C
10/20/2019 11:30	3.94	3.96	3.95	3.9	4.07	4.09	4.24
10/20/2019 11:45	3.93	3.96	3.96	3.88	4.07	4.1	4.24
10/20/2019 12:00	3.93	3.95	3.96	3.9	4.07	4.09	4.24
10/20/2019 12:15	3.93	3.94	3.96	3.88	4.07	4.1	4.24
10/20/2019 12:30	3.93	3.93	3.97	3.88	4.07	4.1	4.24
10/20/2019 12:45	3.93	3.92	3.96	3.88	4.07	4.1	4.24
10/20/2019 13:00	3.93	3.92	3.96	3.87	4.07	4.09	4.24
10/20/2019 13:15	3.92	3.92	3.96	3.88	4.07	4.1	4.23
10/20/2019 13:30	3.92	3.92	3.95	3.88	4.08	4.09	4.23
10/20/2019 13:45	3.92	3.91	3.97	3.89	4.08	4.09	4.23
10/20/2019 14:00	3.93	3.92	3.97	3.89	4.08	4.1	4.23
10/20/2019 14:15	3.93	3.92	3.95	3.88	4.09	4.08	4.23
10/20/2019 14:30	3.92	3.92	3.96	3.89	4.09	4.09	4.23
10/20/2019 14:45	3.93	3.92	3.96	3.88	4.09	4.09	4.23
10/20/2019 15:00	3.93	3.93	3.95	3.89	4.11	4.08	4.23
10/20/2019 15:15	3.95	3.92	3.95	3.89	4.12	4.08	4.23
10/20/2019 15:30	3.94	3.92	3.95	3.88	4.12	4.08	4.23
10/20/2019 15:45	3.93	3.92	3.95	3.88	4.11	4.07	4.23
10/20/2019 16:00	3.93	3.92	3.95	3.88	4.11	4.07	4.23
10/20/2019 16:15	3.93	3.92	3.96	3.87	4.11	4.08	4.22
10/20/2019 16:30	3.93	3.92	3.95	3.87	4.11	4.07	4.22
10/20/2019 16:45	3.93	3.92	3.95	3.87	4.1	4.07	4.22
10/20/2019 17:00	3.93	3.92	3.94	3.87	4.11	4.06	4.21
10/20/2019 17:15	3.93	3.92	3.96	3.86	4.1	4.08	4.22
10/20/2019 17:30	3.91	3.91	3.96	3.85	4.1	4.06	4.21
10/20/2019 17:45	3.89	3.9	3.95	3.84	4.09	4.08	4.2
10/20/2019 18:00	3.89	3.89	3.96	3.83	4.09	4.07	4.2
10/20/2019 18:15	3.9	3.9	3.95	3.82	4.08	4.07	4.18
10/20/2019 18:30	3.9	3.9	3.95	3.82	4.07	4.06	4.18
10/20/2019 18:45	3.9	3.9	3.94	3.82	4.06	4.04	4.17
10/20/2019 19:00	3.9	3.9	3.94	3.82	4.06	4.04	4.17
10/20/2019 19:15	3.91	3.9	3.93	3.81	4.06	4.05	4.16
10/20/2019 19:30	3.91	3.9	3.92	3.81	4.05	4.02	4.16
10/20/2019 19:45	3.91	3.89	3.93	3.81	4.04	4.03	4.16
10/20/2019 20:00	3.91	3.9	3.92	3.81	4.04	4.02	4.16
10/20/2019 20:15	3.91	3.9	3.92	3.8	4.05	4.02	4.15
10/20/2019 20:30	3.89	3.87	3.92	3.8	4.05	4.02	4.15
10/20/2019 20:45	3.86	3.86	3.91	3.79	4.04	4.01	4.14
10/20/2019 21:00	3.86	3.86	3.9	3.79	4.03	4	4.14
10/20/2019 21:15	3.86	3.86	3.89	3.79	4.03	4	4.13
10/20/2019 21:30	3.86	3.87	3.89	3.76	4.02	3.99	4.13
10/20/2019 21:45	3.88	3.86	3.89	3.77	4.02	3.99	4.12
10/20/2019 22:00	3.88	3.86	3.88	3.78	4.02	3.98	4.13
10/20/2019 22:15	3.87	3.87	3.88	3.77	4.02	3.97	4.12

Date Time	K-Plant						
	K-Plant Intake #1 °C	K-Plant Intake #2 °C	EMD Plant Intake °C	Cat Plant Intake °C	K-Plant Discharge °C	EMD Plant Discharge °C	Cat Plant Discharge °C
10/20/2019 22:30	3.87	3.87	3.88	3.76	4.01	3.97	4.12
10/20/2019 22:45	3.87	3.87	3.88	3.77	4.01	3.98	4.11
10/20/2019 23:00	3.87	3.86	3.85	3.77	4.01	3.96	4.12
10/20/2019 23:15	3.86	3.86	3.86	3.8	3.99	3.96	4.12
10/20/2019 23:30	3.86	3.85	3.86	3.8	3.98	3.96	4.12
10/20/2019 23:45	3.84	3.84	3.85	3.81	3.97	3.94	4.13
10/21/2019 0:00	3.85	3.84	3.85	3.8	3.98	3.93	4.14
10/21/2019 0:15	3.83	3.84	3.82	3.81	3.97	3.92	4.14
10/21/2019 0:30	3.83	3.82	3.82	3.81	3.96	3.89	4.14
10/21/2019 0:45	3.81	3.81	3.79	3.82	3.94	3.88	4.14
10/21/2019 1:00	3.8	3.79	3.8	3.79	3.95	3.86	4.14
10/21/2019 1:15	3.79	3.77	3.66	3.78	3.94	3.74	4.13
10/21/2019 1:30	3.8	3.78	3.66	3.74	3.94	3.73	4.13
10/21/2019 1:45	3.79	3.77	3.69	3.73	3.94	3.76	4.09
10/21/2019 2:00	3.78	3.78	3.61	3.76	3.93	3.78	4.1
10/21/2019 2:15	3.78	3.77	3.8	3.77	3.93	3.85	4.11
10/21/2019 2:30	3.78	3.76	3.79	3.78	3.93	3.83	4.11
10/21/2019 2:45	3.76	3.76	3.82	3.8	3.92	3.88	4.12
10/21/2019 3:00	3.76	3.75	3.82	3.77	3.88	3.91	4.13
10/21/2019 3:15	3.76	3.74	3.8	3.8	3.82	3.87	4.13
10/21/2019 3:30	3.75	3.73	3.81	3.81	3.79	3.85	4.14
10/21/2019 3:45	3.73	3.7	3.78	3.82	3.79	3.85	4.14
10/21/2019 4:00	3.71	3.71	3.69	3.82	3.76	3.87	4.14
10/21/2019 4:15	3.7	3.69	3.81	3.8	3.75	3.88	4.14
10/21/2019 4:30	3.69	3.68	3.66	3.81	3.72	3.78	4.14
10/21/2019 4:45	3.67	3.67	3.8	3.79	3.71	3.89	4.14
10/21/2019 5:00	3.67	3.67	3.75	3.79	3.73	3.85	4.14
10/21/2019 5:15	3.67	3.67	3.75	3.81	3.74	3.86	4.14
10/21/2019 5:30	3.67	3.66	3.63	3.8	3.76	3.81	4.14
10/21/2019 5:45	3.67	3.66	3.77	3.8	3.77	3.88	4.14
10/21/2019 6:00	3.67	3.65	3.84	3.81	3.79	3.92	4.14
10/21/2019 6:15	3.66	3.64	3.83	3.8	3.79	3.88	4.15
10/21/2019 6:30	3.65	3.62	3.85	3.81	3.79	3.93	4.14
10/21/2019 6:45	3.64	3.64	3.78	3.78	3.79	3.89	4.15
10/21/2019 7:00	3.64	3.62	3.75	3.69	3.78	3.89	4.13
10/21/2019 7:15	3.63	3.62	3.77	3.76	3.78	3.85	4.1
10/21/2019 7:30	3.63	3.61	3.77	3.76	3.77	3.83	4.1
10/21/2019 7:45	3.63	3.65	3.77	3.72	3.78	3.86	4.09
10/21/2019 8:00	3.64	3.64	3.73	3.69	3.78	3.83	4.09
10/21/2019 8:15	3.64	3.63	3.75	3.74	3.77	3.84	4.08
10/21/2019 8:30	3.63	3.61	3.75	3.75	3.75	3.84	4.09
10/21/2019 8:45	3.63	3.6	3.73	3.74	3.75	3.82	4.09
10/21/2019 9:00	3.62	3.61	3.73	3.76	3.75	3.82	4.1
10/21/2019 9:15	3.61	3.59	3.76	3.8	3.74	3.85	4.11

Date Time	K-Plant						
	K-Plant Intake #1 °C	K-Plant Intake #2 °C	EMD Plant Intake °C	Cat Plant Intake °C	K-Plant Discharge °C	EMD Plant Discharge °C	Cat Plant Discharge °C
10/21/2019 9:30	3.62	3.6	3.78	3.8	3.74	3.88	4.12
10/21/2019 9:45	3.62	3.61	3.78	3.82	3.74	3.86	4.13
10/21/2019 10:00	3.63	3.61	3.8	3.82	3.75	3.88	4.14
10/21/2019 10:15	3.62	3.58	3.8	3.81	3.76	3.83	4.15
10/21/2019 10:30	3.62	3.59	3.78	3.81	3.77	3.85	4.15
10/21/2019 10:45	3.62	3.61	3.8	3.81	3.79	3.88	4.16
10/21/2019 11:00	3.64	3.61	3.77	3.76	3.78	3.86	4.16
10/21/2019 11:15	3.63	3.62	3.74	3.81	3.78	3.84	4.16
10/21/2019 11:30	3.64	3.65	3.75	3.81	3.78	3.84	4.15
10/21/2019 11:45	3.65	3.66	3.77	3.81	3.79	3.86	4.15
10/21/2019 12:00	3.66	3.68	3.78	3.75	3.79	3.86	4.15
10/21/2019 12:15	3.66	3.67	3.77	3.81	3.78	3.86	4.14
10/21/2019 12:30	3.67	3.68	3.77	3.74	3.78	3.86	4.15
10/21/2019 12:45	3.7	3.68	3.74	3.76	3.79	3.85	4.14
10/21/2019 13:00	3.71	3.67	3.8	3.73	3.79	3.9	4.12
10/21/2019 13:15	3.7	3.65	3.79	3.74	3.79	3.88	4.11
10/21/2019 13:30	3.7	3.67	3.74	3.75	3.81	3.85	4.11
10/21/2019 13:45	3.69	3.69	3.75	3.77	3.81	3.85	4.11
10/21/2019 14:00	3.68	3.7	3.75	3.78	3.82	3.85	4.11
10/21/2019 14:15	3.68	3.68	3.76	3.77	3.84	3.86	4.11
10/21/2019 14:30	3.67	3.67	3.76	3.76	3.85	3.86	4.09
10/21/2019 14:45	3.68	3.67	3.76	3.77	3.85	3.86	4.07
10/21/2019 15:00	3.68	3.67	3.75	3.77	3.86	3.86	4.06
10/21/2019 15:15	3.68	3.67	3.77	3.78	3.86	3.87	4.04
10/21/2019 15:30	3.68	3.67	3.76	3.77	3.86	3.87	4.02
10/21/2019 15:45	3.67	3.67	3.78	3.78	3.87	3.86	4.01
10/21/2019 16:00	3.67	3.66	3.76	3.78	3.87	3.88	4
10/21/2019 16:15	3.66	3.66	3.75	3.76	3.87	3.88	3.99
10/21/2019 16:30	3.67	3.66	3.77	3.76	3.88	3.87	3.97
10/21/2019 16:45	3.66	3.65	3.8	3.75	3.88	3.9	3.96
10/21/2019 17:00	3.66	3.65	3.81	3.75	3.88	3.9	3.96
10/21/2019 17:15	3.66	3.68	3.81	3.76	3.89	3.92	3.95
10/21/2019 17:30	3.66	3.68	3.81	3.75	3.89	7	3.95
10/21/2019 17:45	3.67	3.67	3.82	3.75	3.88	7.61	3.95
10/21/2019 18:00	3.66	3.66	3.81	3.76	3.87	7.68	3.95
10/21/2019 18:15	3.68	3.68	3.8	3.75	3.86	7.71	3.95
10/21/2019 18:30	3.71	3.69	3.81	3.73	3.86	7.72	3.95
10/21/2019 18:45	3.7	3.7	3.81	3.72	3.86	7.76	3.93
10/21/2019 19:00	3.7	3.7	3.84	3.73	3.87	7.77	3.93
10/21/2019 19:15	3.69	3.69	3.83	3.73	3.87	7.81	3.93
10/21/2019 19:30	3.73	3.69	3.83	3.73	3.87	7.79	3.93
10/21/2019 19:45	3.7	3.7	3.82	3.73	3.87	7.8	3.93
10/21/2019 20:00	3.71	3.7	3.84	3.73	3.86	7.8	3.92
10/21/2019 20:15	3.72	3.71	3.85	3.75	3.85	5.82	3.93



Date Time	K-Plant						
	K-Plant Intake #1 °C	K-Plant Intake #2 °C	EMD Plant Intake °C	Cat Plant Intake °C	K-Plant Discharge °C	EMD Plant Discharge °C	Cat Plant Discharge °C
10/21/2019 20:30	3.71	3.71	3.83	3.75	3.84	4.38	3.93
10/21/2019 20:45	3.71	3.72	3.83	3.75	3.83	3.94	3.93
10/21/2019 21:00	3.71	3.73	3.85	3.73	3.84	3.94	3.93
10/21/2019 21:15	3.71	3.74	3.84	3.72	3.83	3.94	3.92
10/21/2019 21:30	3.73	3.75	3.83	3.7	3.84	3.97	3.91
10/21/2019 21:45	3.73	3.75	3.82	3.68	3.83	3.93	3.9
10/21/2019 22:00	3.74	3.77	3.82	3.67	3.82	3.93	3.89
10/21/2019 22:15	3.76	3.77	3.81	3.65	3.81	3.94	3.87
10/21/2019 22:30	3.75	3.77	3.74	3.62	3.8	3.89	3.86
10/21/2019 22:45	3.74	3.76	3.76	3.64	3.77	3.89	3.85
10/21/2019 23:00	3.71	3.77	3.79	3.62	3.75	3.92	3.85
10/21/2019 23:15	3.71	3.75	3.74	3.58	3.74	3.86	3.82
10/21/2019 23:30	3.73	3.75	3.79	3.55	3.72	3.9	3.8
10/21/2019 23:45	3.71	3.76	3.74	3.55	3.7	3.85	3.77
10/22/2019 0:00	3.73	3.74	3.64	3.54	3.68	3.75	3.76
10/22/2019 0:15	3.73	3.71	3.61	3.53	3.68	3.74	3.75
10/22/2019 0:30	3.73	3.7	3.62	3.53	3.68	3.75	3.74
10/22/2019 0:45	3.74	3.7	3.6	3.54	3.68	3.72	3.74
10/22/2019 1:00	3.74	3.71	3.6	3.52	3.68	3.72	3.73
10/22/2019 1:15	3.73	3.7	3.61	3.53	3.68	3.73	3.73
10/22/2019 1:30	3.72	3.7	3.6	3.53	3.69	3.71	3.72
10/22/2019 1:45	3.7	3.7	3.61	3.52	3.7	3.72	3.72
10/22/2019 2:00	3.71	3.7	3.59	3.52	3.7	3.71	3.72
10/22/2019 2:15	3.7	3.69	3.58	3.52	3.7	3.7	3.71
10/22/2019 2:30	3.69	3.67	3.58	3.51	3.71	3.69	3.71
10/22/2019 2:45	3.64	3.65	3.58	3.5	3.71	3.69	3.7
10/22/2019 3:00	3.61	3.65	3.58	3.5	3.7	3.69	3.7
10/22/2019 3:15	3.61	3.64	3.56	3.49	3.69	3.67	3.69
10/22/2019 3:30	3.59	3.62	3.56	3.49	3.69	3.66	3.68
10/22/2019 3:45	3.58	3.62	3.55	3.49	3.69	3.65	3.68
10/22/2019 4:00	3.58	3.58	3.55	3.49	3.68	3.66	3.68
10/22/2019 4:15	3.55	3.57	3.55	3.49	3.68	3.66	3.68
10/22/2019 4:30	3.56	3.53	3.55	3.49	3.68	3.67	3.67
10/22/2019 4:45	3.56	3.54	3.56	3.48	3.68	3.66	3.67
10/22/2019 5:00	3.57	3.54	3.56	3.48	3.68	3.67	3.67
10/22/2019 5:15	3.56	3.52	3.56	3.48	3.68	3.65	3.67
10/22/2019 5:30	3.54	3.52	3.55	3.49	3.68	3.65	3.67
10/22/2019 5:45	3.55	3.52	3.55	3.49	3.67	3.66	3.68
10/22/2019 6:00	3.54	3.51	3.55	3.5	3.67	3.66	3.67
10/22/2019 6:15	3.53	3.52	3.55	3.5	3.66	3.65	3.67
10/22/2019 6:30	3.53	3.53	3.55	3.49	3.66	3.65	3.68
10/22/2019 6:45	3.53	3.52	3.54	3.48	3.66	3.64	3.68
10/22/2019 7:00	3.53	3.52	3.52	3.48	3.66	3.63	3.67
10/22/2019 7:15	3.52	3.52	3.52	3.5	3.66	3.62	3.67

Date Time	K-Plant						
	K-Plant Intake #1 °C	K-Plant Intake #2 °C	EMD Plant Intake °C	Cat Plant Intake °C	K-Plant Discharge °C	EMD Plant Discharge °C	Cat Plant Discharge °C
10/22/2019 7:30	3.52	3.52	3.52	3.48	3.65	3.62	3.67
10/22/2019 7:45	3.52	3.52	3.53	3.48	3.65	3.63	3.67
10/22/2019 8:00	3.51	3.52	3.52	3.47	3.65	3.62	3.67
10/22/2019 8:15	3.51	3.51	3.54	3.48	3.65	3.61	3.67
10/22/2019 8:30	3.5	3.52	3.54	3.43	3.64	3.63	3.68
10/22/2019 8:45	3.5	3.52	3.53	3.42	3.64	3.63	3.66
10/22/2019 9:00	3.5	3.51	3.52	3.41	3.64	3.61	3.64
10/22/2019 9:15	3.51	3.51	3.52	3.43	3.64	3.61	3.63
10/22/2019 9:30	3.51	3.51	3.5	3.37	3.63	3.6	3.65
10/22/2019 9:45	3.51	3.51	3.5	3.38	3.63	3.6	3.65
10/22/2019 10:00	3.5	3.51	3.47	3.39	3.62	3.57	3.64
10/22/2019 10:15	3.5	3.51	3.47	3.36	3.62	3.57	3.69
10/22/2019 10:30	3.5	3.49	3.47	3.36	3.62	3.58	3.7
10/22/2019 10:45	3.5	3.5	3.49	3.36	3.6	3.58	3.71
10/22/2019 11:00	3.5	3.5	3.47	3.34	3.58	3.58	3.71
10/22/2019 11:15	3.49	3.5	3.43	3.34	3.57	3.54	3.72
10/22/2019 11:30	3.49	3.5	3.44	3.34	3.56	3.54	3.72
10/22/2019 11:45	3.48	3.49	3.42	3.33	3.55	3.52	3.72
10/22/2019 12:00	3.46	3.49	3.43	3.31	3.54	3.54	3.72
10/22/2019 12:15	3.4	3.47	3.4	3.3	3.54	3.52	3.71
10/22/2019 12:30	3.42	3.44	3.39	3.33	3.53	3.5	3.7
10/22/2019 12:45	3.4	3.43	3.4	3.31	3.53	3.5	3.71
10/22/2019 13:00	3.38	3.43	3.38	3.26	3.52	3.51	3.7
10/22/2019 13:15	3.37	3.42	3.39	3.3	3.51	3.5	3.68
10/22/2019 13:30	3.39	3.42	3.36	3.28	3.5	3.48	3.69
10/22/2019 13:45	3.39	3.42	3.39	3.3	3.49	3.51	3.69
10/22/2019 14:00	3.39	3.41	3.4	3.27	3.48	3.5	3.68
10/22/2019 14:15	3.39	3.42	3.39	3.26	3.47	3.52	3.68
10/22/2019 14:30	3.39	3.41	3.4	3.29	3.47	3.52	3.67
10/22/2019 14:45	3.39	3.42	3.42	3.31	3.47	3.53	3.68
10/22/2019 15:00	3.39	3.41	3.4	3.26	3.47	3.53	3.68
10/22/2019 15:15	3.38	3.41	3.42	3.31	3.47	3.54	3.66
10/22/2019 15:30	3.37	3.41	3.4	3.27	3.46	3.53	3.68
10/22/2019 15:45	3.37	3.4	3.42	3.28	3.46	3.53	3.67
10/22/2019 16:00	3.37	3.4	3.43	3.3	3.45	3.54	3.66
10/22/2019 16:15	3.39	3.38	3.43	3.29	3.45	3.54	3.67
10/22/2019 16:30	3.39	3.39	3.43	3.3	3.45	3.54	3.68
10/22/2019 16:45	3.38	3.39	3.44	3.32	3.46	3.54	3.69
10/22/2019 17:00	3.38	3.39	3.45	3.29	3.47	3.55	3.68
10/22/2019 17:15	3.37	3.39	3.44	3.31	3.47	3.54	3.68
10/22/2019 17:30	3.37	3.38	3.43	3.32	3.47	3.53	3.68
10/22/2019 17:45	3.38	3.38	3.44	3.32	3.47	3.54	3.7
10/22/2019 18:00	3.39	3.39	3.44	3.33	3.47	3.55	3.7
10/22/2019 18:15	3.38	3.39	3.42	3.32	3.47	3.53	3.7

Date Time	K-Plant						
	K-Plant Intake #1 °C	K-Plant Intake #2 °C	EMD Plant Intake °C	Cat Plant Intake °C	K-Plant Discharge °C	EMD Plant Discharge °C	Cat Plant Discharge °C
10/22/2019 18:30	3.38	3.39	3.43	3.28	3.47	3.54	3.7
10/22/2019 18:45	3.39	3.39	3.44	3.3	3.47	3.55	3.69
10/22/2019 19:00	3.38	3.39	3.42	3.29	3.46	3.54	3.69
10/22/2019 19:15	3.36	3.39	3.45	3.29	3.46	3.54	3.68
10/22/2019 19:30	3.36	3.39	3.46	3.29	3.45	3.57	3.68
10/22/2019 19:45	3.35	3.38	3.44	3.29	3.45	3.54	3.68
10/22/2019 20:00	3.32	3.37	3.39	3.26	3.45	3.52	3.68
10/22/2019 20:15	3.32	3.36	3.44	3.27	3.44	3.54	3.67
10/22/2019 20:30	3.33	3.36	3.44	3.28	3.44	3.56	3.67
10/22/2019 20:45	3.33	3.36	3.45	3.29	3.44	3.57	3.68
10/22/2019 21:00	3.33	3.35	3.49	3.35	3.44	3.6	3.68
10/22/2019 21:15	3.34	3.35	3.5	3.29	3.44	3.58	3.7
10/22/2019 21:30	3.34	3.35	3.51	3.3	3.44	3.57	3.69
10/22/2019 21:45	3.34	3.36	3.48	3.31	3.43	3.57	3.69
10/22/2019 22:00	3.35	3.36	3.45	3.3	3.4	3.56	3.7
10/22/2019 22:15	3.36	3.36	3.5	3.4	3.39	3.57	3.71
10/22/2019 22:30	3.37	3.36	3.49	3.41	3.4	3.56	3.74
10/22/2019 22:45	3.36	3.4	3.47	3.33	3.41	3.56	3.75
10/22/2019 23:00	3.36	3.39	3.46	3.33	3.42	3.55	3.74
10/22/2019 23:15	3.39	3.4	3.49	3.33	3.42	3.56	3.73
10/22/2019 23:30	3.4	3.41	3.52	3.38	3.43	3.57	3.74
10/22/2019 23:45	3.38	3.37	3.5	3.34	3.43	3.56	3.75
10/23/2019 0:00	3.39	3.4	3.45	3.37	3.43	3.56	3.74
10/23/2019 0:15	3.42	3.42	3.44	3.41	3.46	3.55	3.76
10/23/2019 0:30	3.43	3.44	3.54	3.42	3.47	3.58	3.77
10/23/2019 0:45	3.41	3.46	3.46	3.46	3.46	3.57	3.79
10/23/2019 1:00	3.41	3.45	3.47	3.49	3.46	3.58	3.8
10/23/2019 1:15	3.43	3.46	3.52	3.5	3.45	3.59	3.82
10/23/2019 1:30	3.44	3.46	3.49	3.46	3.45	3.6	3.83
10/23/2019 1:45	3.44	3.46	3.55	3.44	3.45	3.61	3.81
10/23/2019 2:00	3.44	3.46	3.48	3.42	3.45	3.58	3.81
10/23/2019 2:15	3.45	3.46	3.5	3.45	3.44	3.59	3.82
10/23/2019 2:30	3.44	3.47	3.53	3.39	3.45	3.61	3.82
10/23/2019 2:45	3.43	3.47	3.51	3.44	3.45	3.6	3.82
10/23/2019 3:00	3.39	3.47	3.54	3.5	3.45	3.59	3.82
10/23/2019 3:15	3.43	3.46	3.54	3.52	3.44	3.61	3.85
10/23/2019 3:30	3.44	3.46	3.6	3.53	3.46	3.65	3.86
10/23/2019 3:45	3.44	3.46	3.61	3.52	3.47	3.65	3.88
10/23/2019 4:00	3.48	3.46	3.58	3.54	3.47	3.65	3.88
10/23/2019 4:15	3.47	3.46	3.61	3.54	3.47	3.67	3.89
10/23/2019 4:30	3.46	3.46	3.61	3.55	3.47	3.66	3.9
10/23/2019 4:45	3.46	3.47	3.61	3.55	3.49	3.66	3.91
10/23/2019 5:00	3.46	3.47	3.6	3.55	3.49	3.68	3.91
10/23/2019 5:15	3.46	3.45	3.61	3.52	3.51	3.69	3.91

Date Time	K-Plant						
	K-Plant Intake #1 °C	K-Plant Intake #2 °C	EMD Plant Intake °C	Cat Plant Intake °C	K-Plant Discharge °C	EMD Plant Discharge °C	Cat Plant Discharge °C
10/23/2019 5:30	3.47	3.43	3.59	3.53	3.52	3.68	3.91
10/23/2019 5:45	3.46	3.46	3.59	3.52	3.54	3.67	3.91
10/23/2019 6:00	3.48	3.48	3.6	3.54	3.55	3.68	3.91
10/23/2019 6:15	3.46	3.48	3.57	3.51	3.55	3.67	3.91
10/23/2019 6:30	3.46	3.49	3.54	3.51	3.55	3.65	3.91
10/23/2019 6:45	3.45	3.47	3.51	3.5	3.55	3.64	3.9
10/23/2019 7:00	3.43	3.46	3.51	3.51	3.56	3.58	3.89
10/23/2019 7:15	3.44	3.45	3.53	3.41	3.56	3.59	3.89
10/23/2019 7:30	3.44	3.45	3.49	3.38	3.57	3.62	3.84
10/23/2019 7:45	3.45	3.45	3.48	3.38	3.57	3.6	3.83
10/23/2019 8:00	3.45	3.45	3.5	3.36	3.57	3.59	3.8
10/23/2019 8:15	3.46	3.45	3.53	3.35	3.57	3.62	3.77
10/23/2019 8:30	3.46	3.45	3.52	3.31	3.57	3.58	3.76
10/23/2019 8:45	3.46	3.42	3.43	3.33	3.55	3.55	3.74
10/23/2019 9:00	3.47	3.42	3.41	3.31	3.53	3.53	3.73
10/23/2019 9:15	3.43	3.41	3.41	3.31	3.52	3.52	3.71
10/23/2019 9:30	3.38	3.39	3.42	3.29	3.51	3.53	3.71
10/23/2019 9:45	3.36	3.39	3.4	3.3	3.5	3.52	3.7
10/23/2019 10:00	3.34	3.38	3.43	3.3	3.48	3.53	3.69
10/23/2019 10:15	3.35	3.37	3.42	3.29	3.48	3.53	3.69
10/23/2019 10:30	3.35	3.36	3.42	3.3	3.47	3.53	3.68
10/23/2019 10:45	3.36	3.36	3.42	3.3	3.47	3.53	3.68
10/23/2019 11:00	3.35	3.36	3.41	3.28	3.47	3.52	3.68
10/23/2019 11:15	3.35	3.37	3.39	3.28	3.46	3.5	3.67
10/23/2019 11:30	3.36	3.38	3.38	3.28	3.47	3.49	3.67
10/23/2019 11:45	3.35	3.37	3.38	3.26	3.47	3.49	3.66
10/23/2019 12:00	3.34	3.36	3.38	3.27	3.47	3.48	3.65
10/23/2019 12:15	3.33	3.35	3.36	3.25	3.48	3.47	3.65
10/23/2019 12:30	3.33	3.34	3.35	3.24	3.47	3.48	3.64
10/23/2019 12:45	3.33	3.34	3.34	3.25	3.48	3.45	3.63
10/23/2019 13:00	3.31	3.34	3.33	3.25	3.48	3.45	3.63
10/23/2019 13:15	3.3	3.33	3.32	3.23	3.48	3.43	3.63
10/23/2019 13:30	3.3	3.31	3.31	3.24	3.48	3.42	3.63
10/23/2019 13:45	3.31	3.3	3.31	3.23	3.47	3.42	3.62
10/23/2019 14:00	3.31	3.29	3.3	3.21	3.47	3.41	3.62
10/23/2019 14:15	3.31	3.29	3.29	3.21	3.46	3.4	3.61
10/23/2019 14:30	3.3	3.29	3.29	3.21	3.47	3.4	3.6
10/23/2019 14:45	3.27	3.28	3.28	3.2	3.46	3.39	3.6
10/23/2019 15:00	3.28	3.27	3.27	3.19	3.46	3.37	3.59
10/23/2019 15:15	3.28	3.28	3.26	3.18	3.45	3.37	3.57
10/23/2019 15:30	3.29	3.27	3.23	3.17	3.44	3.36	3.56
10/23/2019 15:45	3.27	3.27	3.24	3.18	3.42	3.36	3.55
10/23/2019 16:00	3.27	3.29	3.28	3.19	3.41	3.4	3.56
10/23/2019 16:15	3.29	3.29	3.28	3.19	3.4	3.4	3.56

Date Time	K-Plant						
	K-Plant Intake #1 °C	K-Plant Intake #2 °C	EMD Plant Intake °C	Cat Plant Intake °C	K-Plant Discharge °C	EMD Plant Discharge °C	Cat Plant Discharge °C
10/23/2019 16:30	3.3	3.29	3.28	3.18	3.39	3.4	3.56
10/23/2019 16:45	3.31	3.29	3.28	3.2	3.4	3.4	3.56
10/23/2019 17:00	3.3	3.28	3.3	3.21	3.4	3.41	3.57
10/23/2019 17:15	3.31	3.28	3.27	3.19	3.4	3.38	3.57
10/23/2019 17:30	3.31	3.29	3.28	3.19	3.42	3.41	3.57
10/23/2019 17:45	3.32	3.3	3.31	3.19	3.42	3.41	3.57
10/23/2019 18:00	3.32	3.31	3.3	3.19	3.41	3.4	3.56
10/23/2019 18:15	3.31	3.31	3.3	3.2	3.42	3.39	3.56
10/23/2019 18:30	3.31	3.31	3.3	3.2	3.41	3.39	3.57
10/23/2019 18:45	3.31	3.31	3.3	3.2	3.41	3.39	3.57
10/23/2019 19:00	3.31	3.32	3.34	3.18	3.41	3.44	3.57
10/23/2019 19:15	3.31	3.32	3.32	3.17	3.41	3.42	3.56
10/23/2019 19:30	3.31	3.32	3.3	3.17	3.41	3.41	3.56
10/23/2019 19:45	3.31	3.32	3.3	3.17	3.41	3.41	3.55
10/23/2019 20:00	3.31	3.32	3.31	3.17	3.41	3.42	3.55
10/23/2019 20:15	3.31	3.32	3.31	3.17	3.42	3.42	3.55
10/23/2019 20:30	3.31	3.31	3.32	3.16	3.42	3.42	3.55
10/23/2019 20:45	3.3	3.31	3.32	3.16	3.42	3.42	3.54
10/23/2019 21:00	3.3	3.3	3.32	3.16	3.42	3.43	3.54
10/23/2019 21:15	3.3	3.3	3.33	3.16	3.42	3.43	3.54
10/23/2019 21:30	3.3	3.3	3.32	3.16	3.43	3.43	3.54
10/23/2019 21:45	3.3	3.3	3.33	3.17	3.43	3.43	3.54
10/23/2019 22:00	3.3	3.3	3.33	3.17	3.43	3.43	3.54
10/23/2019 22:15	3.29	3.3	3.32	3.17	3.43	3.43	3.54
10/23/2019 22:30	3.29	3.29	3.32	3.17	3.43	3.43	3.54
10/23/2019 22:45	3.29	3.29	3.32	3.18	3.42	3.42	3.54
10/23/2019 23:00	3.29	3.28	3.32	3.18	3.42	3.43	3.54
10/23/2019 23:15	3.28	3.28	3.32	3.17	3.42	3.42	3.54
10/23/2019 23:30	3.28	3.28	3.32	3.16	3.42	3.42	3.54
10/23/2019 23:45	3.28	3.27	3.31	3.16	3.41	3.42	3.54
10/24/2019 0:00	3.27	3.27	3.31	3.16	3.39	3.41	3.53
10/24/2019 0:15	3.27	3.27	3.31	3.16	3.38	3.41	3.53
10/24/2019 0:30	3.25	3.27	3.29	3.16	3.37	3.39	3.53
10/24/2019 0:45	3.24	3.25	3.29	3.15	3.36	3.38	3.53
10/24/2019 1:00	3.24	3.24	3.29	3.14	3.36	3.39	3.53
10/24/2019 1:15	3.24	3.24	3.28	3.15	3.35	3.37	3.52
10/24/2019 1:30	3.22	3.24	3.28	3.15	3.35	3.38	3.52
10/24/2019 1:45	3.22	3.24	3.26	3.14	3.34	3.37	3.52
10/24/2019 2:00	3.21	3.23	3.24	3.14	3.34	3.36	3.51
10/24/2019 2:15	3.21	3.22	3.25	3.14	3.33	3.36	3.51
10/24/2019 2:30	3.2	3.22	3.25	3.14	3.33	3.35	3.52
10/24/2019 2:45	3.2	3.22	3.24	3.13	3.32	3.35	3.52
10/24/2019 3:00	3.2	3.22	3.26	3.11	3.32	3.35	3.51
10/24/2019 3:15	3.2	3.21	3.23	3.1	3.32	3.33	3.49

Date Time	K-Plant						
	K-Plant Intake #1 °C	K-Plant Intake #2 °C	EMD Plant Intake °C	Cat Plant Intake °C	K-Plant Discharge °C	EMD Plant Discharge °C	Cat Plant Discharge °C
10/24/2019 3:30	3.2	3.21	3.23	3.08	3.31	3.33	3.48
10/24/2019 3:45	3.2	3.21	3.2	3.1	3.3	3.31	3.48
10/24/2019 4:00	3.2	3.2	3.2	3.07	3.29	3.31	3.48
10/24/2019 4:15	3.19	3.2	3.22	3.07	3.27	3.31	3.46
10/24/2019 4:30	3.19	3.18	3.2	3.08	3.25	3.29	3.46
10/24/2019 4:45	3.19	3.17	3.19	3.08	3.24	3.29	3.46
10/24/2019 5:00	3.18	3.16	3.16	3.07	3.25	3.28	3.46
10/24/2019 5:15	3.17	3.15	3.17	3.08	3.24	3.27	3.45
10/24/2019 5:30	3.15	3.15	3.16	3.09	3.24	3.25	3.46
10/24/2019 5:45	3.13	3.14	3.15	3.09	3.23	3.24	3.46
10/24/2019 6:00	3.12	3.14	3.14	3.09	3.23	3.25	3.47
10/24/2019 6:15	3.11	3.13	3.15	3.1	3.23	3.25	3.46
10/24/2019 6:30	3.11	3.14	3.15	3.1	3.23	3.26	3.46
10/24/2019 6:45	3.1	3.11	3.15	3.11	3.23	3.26	3.47
10/24/2019 7:00	3.1	3.11	3.16	3.12	3.24	3.26	3.48
10/24/2019 7:15	3.09	3.13	3.16	3.12	3.24	3.26	3.48
10/24/2019 7:30	3.11	3.12	3.17	3.12	3.25	3.27	3.49
10/24/2019 7:45	3.12	3.12	3.16	3.12	3.25	3.26	3.49
10/24/2019 8:00	3.12	3.12	3.17	3.11	3.25	3.27	3.49
10/24/2019 8:15	3.13	3.13	3.16	3.11	3.25	3.27	3.49
10/24/2019 8:30	3.14	3.13	3.19	3.12	3.25	3.29	3.49
10/24/2019 8:45	3.14	3.14	3.19	3.12	3.26	3.29	3.49
10/24/2019 9:00	3.15	3.15	3.19	3.13	3.28	3.29	3.49
10/24/2019 9:15	3.17	3.16	3.2	3.13	3.29	3.31	3.5
10/24/2019 9:30	3.17	3.17	3.2	3.13	3.29	3.3	3.5
10/24/2019 9:45	3.18	3.18	3.2	3.13	3.3	3.3	3.5
10/24/2019 10:00	3.18	3.17	3.21	3.13	3.31	3.31	3.5
10/24/2019 10:15	3.18	3.18	3.22	3.13	3.32	3.33	3.5
10/24/2019 10:30	3.19	3.18	3.22	3.13	3.32	3.33	3.5
10/24/2019 10:45	3.19	3.18	3.22	3.13	3.33	3.33	3.51
10/24/2019 11:00	3.19	3.18	3.23	3.15	3.33	3.33	3.51
10/24/2019 11:15	3.19	3.18	3.23	3.16	3.33	3.33	3.52
10/24/2019 11:30	3.19	3.18	3.23	3.17	3.34	3.34	3.52
10/24/2019 11:45	3.19	3.18	3.23	3.17	3.34	3.34	3.53
10/24/2019 12:00	3.19	3.18	3.23	3.17	3.34	3.34	3.54
10/24/2019 12:15	3.19	3.18	3.23	3.17	3.35	3.34	3.54
10/24/2019 12:30	3.2	3.18	3.24	3.18	3.35	3.34	3.55
10/24/2019 12:45	3.2	3.19	3.24	3.2	3.35	3.34	3.55
10/24/2019 13:00	3.2	3.19	3.24	3.2	3.36	3.35	3.56
10/24/2019 13:15	3.2	3.19	3.24	3.19	3.36	3.35	3.56
10/24/2019 13:30	3.2	3.19	3.24	3.17	3.36	3.35	3.56
10/24/2019 13:45	3.2	3.19	3.24	3.19	3.36	3.35	3.56
10/24/2019 14:00	3.2	3.19	3.23	3.2	3.36	3.34	3.56
10/24/2019 14:15	3.2	3.2	3.24	3.21	3.36	3.35	3.57

Date Time	K-Plant						
	K-Plant Intake #1 °C	K-Plant Intake #2 °C	EMD Plant Intake °C	Cat Plant Intake °C	K-Plant Discharge °C	EMD Plant Discharge °C	Cat Plant Discharge °C
10/24/2019 14:30	3.2	3.2	3.23	3.19	3.37	3.34	3.57
10/24/2019 14:45	3.21	3.2	3.24	3.19	3.37	3.35	3.57
10/24/2019 15:00	3.21	3.2	3.24	3.19	3.37	3.35	3.57
10/24/2019 15:15	3.21	3.2	3.25	3.19	3.37	3.36	3.57
10/24/2019 15:30	3.21	3.2	3.25	3.19	3.37	3.36	3.57
10/24/2019 15:45	3.21	3.2	3.25	3.19	3.36	3.36	3.57
10/24/2019 16:00	3.22	3.2	3.25	3.19	3.36	3.36	3.57
10/24/2019 16:15	3.21	3.21	3.26	3.19	3.36	3.37	3.57
10/24/2019 16:30	3.21	3.21	3.26	3.2	3.36	3.37	3.57
10/24/2019 16:45	3.21	3.21	3.27	3.19	3.36	3.37	3.57
10/24/2019 17:00	3.21	3.21	3.27	3.2	3.36	3.38	3.57
10/24/2019 17:15	3.21	3.21	3.27	3.2	3.35	3.38	3.57
10/24/2019 17:30	3.21	3.21	3.27	3.21	3.35	3.38	3.58
10/24/2019 17:45	3.21	3.21	3.27	3.21	3.35	3.37	3.58
10/24/2019 18:00	3.21	3.21	3.26	3.2	3.35	3.36	3.58
10/24/2019 18:15	3.21	3.21	3.25	3.2	3.34	3.36	3.57
10/24/2019 18:30	3.21	3.21	3.24	3.2	3.34	3.35	3.57
10/24/2019 18:45	3.2	3.21	3.24	3.19	3.34	3.35	3.57
10/24/2019 19:00	3.2	3.2	3.24	3.18	3.34	3.34	3.57
10/24/2019 19:15	3.2	3.2	3.23	3.18	3.33	3.34	3.57
10/24/2019 19:30	3.19	3.19	3.23	3.18	3.33	3.33	3.56
10/24/2019 19:45	3.19	3.19	3.22	3.17	3.32	3.32	3.56
10/24/2019 20:00	3.18	3.18	3.21	3.17	3.31	3.32	3.56
10/24/2019 20:15	3.18	3.18	3.22	3.16	3.31	3.32	3.55
10/24/2019 20:30	3.17	3.17	3.21	3.15	3.31	3.31	3.55
10/24/2019 20:45	3.17	3.17	3.2	3.14	3.3	3.31	3.54
10/24/2019 21:00	3.16	3.16	3.2	3.13	3.3	3.3	3.53
10/24/2019 21:15	3.16	3.16	3.19	3.13	3.29	3.3	3.52
10/24/2019 21:30	3.15	3.15	3.18	3.12	3.28	3.28	3.51
10/24/2019 21:45	3.14	3.14	3.17	3.11	3.27	3.27	3.51
10/24/2019 22:00	3.13	3.14	3.16	3.1	3.27	3.27	3.5
10/24/2019 22:15	3.13	3.13	3.16	3.09	3.26	3.26	3.49
10/24/2019 22:30	3.12	3.12	3.16	3.09	3.25	3.26	3.48
10/24/2019 22:45	3.11	3.11	3.16	3.08	3.24	3.27	3.48
10/24/2019 23:00	3.1	3.11	3.16	3.07	3.24	3.26	3.47
10/24/2019 23:15	3.1	3.1	3.15	3.06	3.23	3.25	3.46
10/24/2019 23:30	3.08	3.1	3.15	3.05	3.21	3.26	3.45
10/24/2019 23:45	3.1	3.1	3.14	3.04	3.21	3.25	3.44
10/25/2019 0:00	3.1	3.1	3.14	3.04	3.21	3.25	3.44
10/25/2019 0:15	3.09	3.09	3.13	3.04	3.21	3.23	3.43
10/25/2019 0:30	3.07	3.09	3.13	3.04	3.21	3.24	3.43
10/25/2019 0:45	3.06	3.09	3.11	3.03	3.21	3.22	3.43
10/25/2019 1:00	3.07	3.08	3.11	3.02	3.22	3.21	3.42
10/25/2019 1:15	3.08	3.09	3.13	3.02	3.22	3.23	3.4

Date Time	K-Plant						
	K-Plant Intake #1 °C	K-Plant Intake #2 °C	EMD Plant Intake °C	Cat Plant Intake °C	K-Plant Discharge °C	EMD Plant Discharge °C	Cat Plant Discharge °C
10/25/2019 1:30	3.08	3.09	3.13	3	3.2	3.24	3.41
10/25/2019 1:45	3.08	3.08	3.14	3	3.19	3.24	3.39
10/25/2019 2:00	3.09	3.09	3.13	2.99	3.18	3.23	3.39
10/25/2019 2:15	3.09	3.09	3.13	3.04	3.17	3.23	3.39
10/25/2019 2:30	3.09	3.09	3.11	3.04	3.17	3.22	3.4
10/25/2019 2:45	3.08	3.08	3.11	3.03	3.18	3.21	3.41
10/25/2019 3:00	3.07	3.07	3.1	3.04	3.17	3.2	3.41
10/25/2019 3:15	3.07	3.06	3.1	3.03	3.17	3.2	3.42
10/25/2019 3:30	3.06	3.06	3.1	3.02	3.17	3.2	3.4
10/25/2019 3:45	3.06	3.05	3.1	3.03	3.17	3.2	3.4
10/25/2019 4:00	3.06	3.05	3.09	3.01	3.17	3.19	3.4
10/25/2019 4:15	3.06	3.05	3.09	3.03	3.17	3.19	3.4
10/25/2019 4:30	3.05	3.05	3.09	3.03	3.18	3.18	3.4
10/25/2019 4:45	3.05	3.04	3.08	3.03	3.18	3.18	3.4
10/25/2019 5:00	3.04	3.04	3.08	3.02	3.17	3.18	3.41
10/25/2019 5:15	3.04	3.03	3.07	3.01	3.17	3.17	3.4
10/25/2019 5:30	3.03	3.03	3.06	3.01	3.17	3.16	3.39
10/25/2019 5:45	3.03	3.02	3.05	3.01	3.17	3.15	3.39
10/25/2019 6:00	3.02	3.01	3.05	3.01	3.17	3.15	3.39
10/25/2019 6:15	3.01	3	3.04	2.99	3.16	3.14	3.39
10/25/2019 6:30	3	2.99	3.03	2.99	3.16	3.13	3.38
10/25/2019 6:45	2.99	2.99	3.02	2.97	3.15	3.13	3.37
10/25/2019 7:00	2.99	2.99	3.02	2.96	3.15	3.12	3.36
10/25/2019 7:15	2.98	2.98	3.01	2.95	3.14	3.11	3.35
10/25/2019 7:30	2.97	2.98	3	2.96	3.13	3.1	3.34
10/25/2019 7:45	2.97	2.97	3	2.94	3.13	3.1	3.34
10/25/2019 8:00	2.97	2.96	2.99	2.94	3.12	3.09	3.33
10/25/2019 8:15	2.96	2.96	2.99	2.93	3.11	3.09	3.32
10/25/2019 8:30	2.96	2.95	2.98	2.93	3.11	3.08	3.32
10/25/2019 8:45	2.95	2.95	2.98	2.93	3.11	3.08	3.31
10/25/2019 9:00	2.94	2.95	2.98	2.92	3.1	3.08	3.31
10/25/2019 9:15	2.94	2.94	2.97	2.92	3.09	3.06	3.3
10/25/2019 9:30	2.94	2.94	2.96	2.92	3.09	3.06	3.3
10/25/2019 9:45	2.93	2.94	2.96	2.9	3.08	3.06	3.3
10/25/2019 10:00	2.93	2.93	2.95	2.91	3.08	3.05	3.29
10/25/2019 10:15	2.92	2.93	2.94	2.9	3.08	3.05	3.29
10/25/2019 10:30	2.92	2.92	2.94	2.89	3.07	3.04	3.28
10/25/2019 10:45	2.92	2.92	2.93	2.89	3.07	3.03	3.28
10/25/2019 11:00	2.91	2.92	2.93	2.87	3.06	3.03	3.27
10/25/2019 11:15	2.9	2.92	2.92	2.85	3.05	3.02	3.26
10/25/2019 11:30	2.9	2.91	2.91	2.82	3.05	3.01	3.24
10/25/2019 11:45	2.89	2.9	2.9	2.85	3.05	2.99	3.23
10/25/2019 12:00	2.89	2.9	2.91	2.87	3.04	3.01	3.23
10/25/2019 12:15	2.88	2.89	2.92	2.89	3.02	3.02	3.25



Date Time	K-Plant						
	K-Plant Intake #1 °C	K-Plant Intake #2 °C	EMD Plant Intake °C	Cat Plant Intake °C	K-Plant Discharge °C	EMD Plant Discharge °C	Cat Plant Discharge °C
10/25/2019 12:30	2.86	2.89	2.92	2.83	3.01	3	3.26
10/25/2019 12:45	2.87	2.87	2.89	2.78	2.99	2.99	3.23
10/25/2019 13:00	2.87	2.88	2.9	2.82	2.98	2.99	3.2
10/25/2019 13:15	2.87	2.88	2.9	2.81	2.99	2.99	3.19
10/25/2019 13:30	2.86	2.87	2.89	2.77	2.98	2.98	3.19
10/25/2019 13:45	2.86	2.87	2.86	2.77	2.99	2.96	3.17
10/25/2019 14:00	2.85	2.87	2.86	2.76	2.98	2.97	3.16
10/25/2019 14:15	2.84	2.87	2.88	2.78	2.97	2.98	3.16
10/25/2019 14:30	2.84	2.85	2.87	2.8	2.97	2.97	3.17
10/25/2019 14:45	2.83	2.84	2.87	2.82	2.95	2.96	3.17
10/25/2019 15:00	2.82	2.84	2.86	2.8	2.96	2.96	3.18
10/25/2019 15:15	2.83	2.84	2.85	2.8	2.96	2.95	3.17
10/25/2019 15:30	2.82	2.83	2.84	2.8	2.96	2.94	3.17
10/25/2019 15:45	2.82	2.83	2.84	2.79	2.96	2.94	3.17
10/25/2019 16:00	2.82	2.82	2.84	2.78	2.96	2.94	3.17
10/25/2019 16:15	2.82	2.82	2.83	2.77	2.96	2.93	3.16
10/25/2019 16:30	2.81	2.82	2.83	2.75	2.95	2.93	3.15
10/25/2019 16:45	2.81	2.82	2.82	2.74	2.95	2.92	3.14
10/25/2019 17:00	2.81	2.81	2.8	2.74	2.95	2.9	3.13
10/25/2019 17:15	2.81	2.81	2.8	2.74	2.94	2.9	3.12
10/25/2019 17:30	2.8	2.81	2.81	2.77	2.93	2.9	3.12
10/25/2019 17:45	2.8	2.8	2.82	2.76	2.92	2.92	3.14
10/25/2019 18:00	2.79	2.8	2.81	2.76	2.92	2.9	3.14
10/25/2019 18:15	2.77	2.79	2.81	2.74	2.91	2.91	3.13
10/25/2019 18:30	2.77	2.79	2.81	2.74	2.9	2.91	3.12
10/25/2019 18:45	2.77	2.79	2.79	2.74	2.9	2.89	3.12
10/25/2019 19:00	2.78	2.78	2.8	2.72	2.9	2.89	3.11
10/25/2019 19:15	2.77	2.78	2.78	2.72	2.89	2.89	3.11
10/25/2019 19:30	2.77	2.78	2.78	2.72	2.89	2.88	3.1
10/25/2019 19:45	2.76	2.77	2.78	2.68	2.89	2.86	3.08
10/25/2019 20:00	2.76	2.77	2.8	2.73	2.88	2.88	3.08
10/25/2019 20:15	2.75	2.77	2.81	2.71	2.87	2.91	3.09
10/25/2019 20:30	2.74	2.76	2.81	2.69	2.86	2.91	3.09
10/25/2019 20:45	2.74	2.75	2.82	2.7	2.85	2.9	3.07
10/25/2019 21:00	2.74	2.74	2.79	2.72	2.84	2.86	3.08
10/25/2019 21:15	2.74	2.74	2.79	2.69	2.83	2.9	3.07
10/25/2019 21:30	2.74	2.75	2.8	2.68	2.82	2.9	3.07
10/25/2019 21:45	2.74	2.74	2.77	2.68	2.82	2.87	3.07
10/25/2019 22:00	2.73	2.74	2.76	2.68	2.81	2.88	3.06
10/25/2019 22:15	2.73	2.74	2.75	2.68	2.8	2.85	3.05
10/25/2019 22:30	2.73	2.74	2.76	2.65	2.79	2.86	3.05
10/25/2019 22:45	2.73	2.74	2.74	2.67	2.79	2.86	3.04
10/25/2019 23:00	2.69	2.72	2.73	2.63	2.79	2.83	3.04
10/25/2019 23:15	2.7	2.72	2.73	2.63	2.77	2.84	3.02

Date Time	K-Plant						
	K-Plant Intake #1 °C	K-Plant Intake #2 °C	EMD Plant Intake °C	Cat Plant Intake °C	K-Plant Discharge °C	EMD Plant Discharge °C	Cat Plant Discharge °C
10/25/2019 23:30	2.68	2.72	2.72	2.63	2.77	2.82	3.01
10/25/2019 23:45	2.67	2.71	2.74	2.63	2.76	2.83	3.01
10/26/2019 0:00	2.68	2.7	2.72	2.62	2.75	2.8	3
10/26/2019 0:15	2.67	2.7	2.72	2.64	2.74	2.8	3
10/26/2019 0:30	2.68	2.7	2.74	2.64	2.73	2.84	3.01
10/26/2019 0:45	2.67	2.69	2.68	2.62	2.73	2.81	3
10/26/2019 1:00	2.68	2.69	2.71	2.63	2.72	2.8	3
10/26/2019 1:15	2.64	2.69	2.73	2.62	2.72	2.82	3
10/26/2019 1:30	2.64	2.67	2.71	2.61	2.71	2.81	2.99
10/26/2019 1:45	2.63	2.67	2.72	2.63	2.7	2.81	2.99
10/26/2019 2:00	2.62	2.67	2.72	2.62	2.7	2.81	3
10/26/2019 2:15	2.64	2.66	2.72	2.62	2.71	2.82	2.99
10/26/2019 2:30	2.67	2.64	2.71	2.64	2.7	2.8	3
10/26/2019 2:45	2.67	2.66	2.7	2.62	2.72	2.81	3
10/26/2019 3:00	2.68	2.66	2.69	2.61	2.73	2.79	2.99
10/26/2019 3:15	2.68	2.65	2.68	2.6	2.75	2.78	2.99
10/26/2019 3:30	2.68	2.66	2.67	2.59	2.76	2.79	2.99
10/26/2019 3:45	2.67	2.68	2.71	2.57	2.74	2.79	2.97
10/26/2019 4:00	2.67	2.68	2.68	2.47	2.73	2.78	2.96
10/26/2019 4:15	2.65	2.67	2.65	2.41	2.74	2.74	2.9
10/26/2019 4:30	2.64	2.67	2.63	2.42	2.72	2.73	2.86
10/26/2019 4:45	2.62	2.65	2.56	2.35	2.69	2.66	2.83
10/26/2019 5:00	2.62	2.63	2.51	2.33	2.67	2.62	2.8
10/26/2019 5:15	2.61	2.61	2.47	2.28	2.64	2.58	2.76
10/26/2019 5:30	2.58	2.61	2.46	2.24	2.6	2.56	2.73
10/26/2019 5:45	2.56	2.6	2.45	2.25	2.57	2.54	2.69
10/26/2019 6:00	2.54	2.56	2.48	2.35	2.54	2.57	2.65
10/26/2019 6:15	2.54	2.54	2.54	2.29	2.5	2.6	2.7
10/26/2019 6:30	2.52	2.55	2.49	2.26	3.55	3.35	2.68
10/26/2019 6:45	2.49	2.52	2.5	2.27	3.6	9.6	2.67
10/26/2019 7:00	2.51	2.49	2.49	2.23	3.76	13.32	2.66
10/26/2019 7:15	2.5	2.48	2.48	2.22	4.74	13.99	3.16
10/26/2019 7:30	2.5	2.49	2.47	2.28	5.98	13.89	7.5
10/26/2019 7:45	2.5	2.5	2.44	2.21	6.49	14.32	8.7
10/26/2019 8:00	2.46	2.5	2.41	2.25	6.83	14.96	9.19
10/26/2019 8:15	2.42	2.5	2.39	2.25	6.93	14.8	13.14
10/26/2019 8:30	2.39	2.46	2.38	2.28	7.04	14.98	16.88
10/26/2019 8:45	2.4	2.43	2.36	2.26	7.09	15.02	15.36
10/26/2019 9:00	2.36	2.42	2.32	2.31	7.3	15.35	15.98
10/26/2019 9:15	2.4	2.44	2.32	2.41	7.25	15.09	16.01
10/26/2019 9:30	2.43	2.46	2.43	2.26	7.25	15.25	16.57
10/26/2019 9:45	2.44	2.47	2.36	2.2	7.24	14.96	16.74
10/26/2019 10:00	2.44	2.46	2.37	2.18	7.23	15.11	16.54
10/26/2019 10:15	2.43	2.48	2.37	2.14	7.14	14.8	16.18

Date Time	K-Plant						
	K-Plant Intake #1 °C	K-Plant Intake #2 °C	EMD Plant Intake °C	Cat Plant Intake °C	K-Plant Discharge °C	EMD Plant Discharge °C	Cat Plant Discharge °C
10/26/2019 10:30	2.45	2.48	2.35	2.18	7.07	14.37	16.37
10/26/2019 10:45	2.45	2.47	2.34	2.18	7.06	14.48	16.29
10/26/2019 11:00	2.46	2.48	2.34	2.18	7.07	14.63	16.42
10/26/2019 11:15	2.47	2.45	2.35	2.17	7.08	14.75	16.45
10/26/2019 11:30	2.45	2.46	2.33	2.15	7.08	14.75	16.36
10/26/2019 11:45	2.45	2.46	2.55	2.17	7.11	14.99	16.5
10/26/2019 12:00	2.42	2.41	2.54	2.14	7.09	14.66	16.32
10/26/2019 12:15	2.38	2.4	2.54	2.14	7.11	14.66	16.26
10/26/2019 12:30	2.34	2.38	2.56	2.12	7.14	14.82	15.2
10/26/2019 12:45	2.32	2.34	2.55	2.11	7.16	14.75	14.9
10/26/2019 13:00	2.32	2.31	2.52	2.1	7.04	14.9	12.92
10/26/2019 13:15	2.34	2.3	2.54	2.1	6.07	13.1	7.46
10/26/2019 13:30	2.35	2.31	2.52	2.11	4.2	9.88	2.47
10/26/2019 13:45	2.34	2.35	2.49	2.12	2.6	5.98	2.43
10/26/2019 14:00	2.33	2.35	2.43	2.09	2.44	4.07	2.44
10/26/2019 14:15	2.33	2.33	2.39	2.14	2.44	2.89	2.46
10/26/2019 14:30	2.31	2.33	2.5	2.1	2.45	2.59	2.47
10/26/2019 14:45	2.31	2.33	2.46	2.1	2.47	2.55	2.48
10/26/2019 15:00	2.32	2.31	2.34	2.05	2.48	2.45	2.48
10/26/2019 15:15	2.32	2.32	2.38	2.06	2.48	2.6	2.46
10/26/2019 15:30	2.32	2.31	2.35	2.05	2.47	2.58	2.46
10/26/2019 15:45	2.32	2.31	2.26	2.07	2.45	2.4	2.46
10/26/2019 16:00	2.31	2.3	2.3	2.08	2.36	2.41	2.46
10/26/2019 16:15	2.29	2.3	2.3	2.02	2.3	2.44	2.46
10/26/2019 16:30	2.26	2.29	2.29	1.99	2.28	2.37	2.44
10/26/2019 16:45	2.25	2.28	2.25	1.98	2.3	2.4	2.42
10/26/2019 17:00	2.25	2.27	2.2	1.96	2.27	2.36	2.41
10/26/2019 17:15	2.25	2.26	2.25	1.88	2.26	2.39	2.36
10/26/2019 17:30	2.24	2.26	2.23	1.87	2.23	2.39	2.34
10/26/2019 17:45	2.22	2.17	2.25	1.87	2.2	2.37	2.33
10/26/2019 18:00	2.21	2.17	2.27	1.86	2.19	2.42	2.31
10/26/2019 18:15	2.18	2.19	2.28	1.88	2.22	2.42	2.29
10/26/2019 18:30	2.17	2.18	2.28	2.04	2.25	2.42	2.31
10/26/2019 18:45	2.17	2.18	2.31	2.08	2.26	2.42	2.37
10/26/2019 19:00	2.19	2.19	2.32	1.97	2.28	2.4	2.39
10/26/2019 19:15	2.2	2.2	2.28	2.1	2.29	2.41	2.4
10/26/2019 19:30	2.16	2.2	2.25	2.08	2.29	2.41	2.43
10/26/2019 19:45	2.17	2.19	2.24	2.06	2.28	2.39	2.43
10/26/2019 20:00	2.16	2.18	2.23	2.07	2.28	2.38	2.44
10/26/2019 20:15	2.16	2.18	2.26	2.06	2.27	2.38	2.43
10/26/2019 20:30	2.16	2.19	2.23	2.06	2.25	2.38	2.43
10/26/2019 20:45	2.16	2.19	2.22	2.07	2.26	2.37	2.44
10/26/2019 21:00	2.17	2.19	2.23	2.04	2.26	2.36	2.43
10/26/2019 21:15	2.16	2.19	2.21	2.04	2.26	2.34	2.42

Date Time	K-Plant						
	K-Plant Intake #1 °C	K-Plant Intake #2 °C	EMD Plant Intake °C	Cat Plant Intake °C	K-Plant Discharge °C	EMD Plant Discharge °C	Cat Plant Discharge °C
10/26/2019 21:30	2.16	2.19	2.24	2.02	2.25	2.35	2.41
10/26/2019 21:45	2.16	2.19	2.21	2.03	2.25	2.33	2.41
10/26/2019 22:00	2.16	2.18	2.2	2.03	2.23	2.32	2.41
10/26/2019 22:15	2.17	2.18	2.21	2.08	2.2	2.34	2.42
10/26/2019 22:30	2.16	2.18	2.21	2.09	2.2	2.33	2.44
10/26/2019 22:45	2.15	2.17	2.2	2.07	2.2	2.32	2.45
10/26/2019 23:00	2.16	2.15	2.2	2.01	2.19	2.33	2.44
10/26/2019 23:15	2.15	2.13	2.2	2.01	2.21	2.32	2.43
10/26/2019 23:30	2.14	2.12	2.19	2.09	2.22	2.31	2.43
10/26/2019 23:45	2.16	2.13	2.19	2.1	2.21	2.3	2.46
10/27/2019 0:00	2.15	2.13	2.24	2.13	2.21	2.33	2.47
10/27/2019 0:15	2.15	2.13	2.23	2.12	2.22	2.35	2.47
10/27/2019 0:30	2.1	2.13	2.23	1.99	2.22	2.34	2.48
10/27/2019 0:45	2.13	2.12	2.23	1.85	2.22	2.33	2.45
10/27/2019 1:00	2.13	2.11	2.2	1.81	2.23	2.32	2.35
10/27/2019 1:15	2.11	2.12	2.18	1.77	2.23	2.3	2.29
10/27/2019 1:30	2.11	2.12	2.17	1.77	2.23	2.29	2.25
10/27/2019 1:45	2.1	2.11	2.16	1.78	2.22	2.28	2.22
10/27/2019 2:00	2.09	2.09	2.14	1.81	2.22	2.2	2.22
10/27/2019 2:15	2.09	2.09	1.97	1.79	2.23	2.1	2.2
10/27/2019 2:30	2.07	2.08	1.94	1.82	2.24	2.06	2.21
10/27/2019 2:45	2.05	2.04	1.96	1.86	2.24	2.07	2.22
10/27/2019 3:00	2.02	2.04	1.98	1.8	2.24	2.09	2.24
10/27/2019 3:15	2.05	2.04	1.99	1.8	2.24	2.1	2.21
10/27/2019 3:30	2.05	2.04	1.96	1.77	2.24	2.08	2.2
10/27/2019 3:45	2.04	2.03	1.93	1.74	2.22	2.04	2.17
10/27/2019 4:00	2	1.98	1.9	1.77	2.2	2.02	2.16
10/27/2019 4:15	1.97	1.98	1.9	1.77	2.17	2.03	2.17
10/27/2019 4:30	1.93	1.95	1.93	1.77	2.13	2.04	2.16
10/27/2019 4:45	1.89	1.9	1.97	1.78	2.08	2.09	2.17
10/27/2019 5:00	1.92	1.89	2	1.83	2.05	2.12	2.18
10/27/2019 5:15	1.98	1.92	2	1.79	2.05	2.11	2.19
10/27/2019 5:30	1.99	2.01	1.97	1.75	2.05	2.08	2.18
10/27/2019 5:45	1.98	2.01	1.93	1.76	2.03	2.05	2.16
10/27/2019 6:00	1.91	1.98	1.91	1.76	2.01	2.02	2.16
10/27/2019 6:15	1.91	1.93	1.89	1.76	2	2	2.15
10/27/2019 6:30	1.86	1.94	1.87	1.76	1.99	1.99	2.16
10/27/2019 6:45	1.86	1.92	1.88	1.76	1.98	2.02	2.16
10/27/2019 7:00	1.9	1.95	1.96	1.77	1.98	2.08	2.15
10/27/2019 7:15	1.98	1.98	1.93	1.77	1.98	2.04	2.16
10/27/2019 7:30	1.96	1.99	1.93	1.78	1.98	2.05	2.16
10/27/2019 7:45	1.94	1.97	1.97	1.78	1.99	2.1	2.16
10/27/2019 8:00	1.95	1.96	1.98	1.83	2.01	2.08	2.17
10/27/2019 8:15	1.97	1.97	1.99	1.83	2.03	2.11	2.19

Date Time	K-Plant						
	K-Plant Intake #1 °C	K-Plant Intake #2 °C	EMD Plant Intake °C	Cat Plant Intake °C	K-Plant Discharge °C	EMD Plant Discharge °C	Cat Plant Discharge °C
10/27/2019 8:30	1.98	1.97	2.01	1.85	2.04	2.11	2.2
10/27/2019 8:45	1.98	1.98	2	1.89	2.07	2.11	2.22
10/27/2019 9:00	1.98	1.98	2	1.89	2.09	2.12	2.25
10/27/2019 9:15	1.98	1.98	1.99	1.86	2.1	2.1	2.25
10/27/2019 9:30	1.96	1.97	1.98	1.87	2.11	2.1	2.25
10/27/2019 9:45	1.97	1.96	1.99	1.86	2.1	2.08	2.25
10/27/2019 10:00	1.96	1.95	1.95	1.86	2.09	2.06	2.24
10/27/2019 10:15	1.94	1.95	1.93	1.84	2.07	2.04	2.24
10/27/2019 10:30	1.93	1.94	1.91	1.83	2.05	2.02	2.24
10/27/2019 10:45	1.91	1.93	1.9	1.81	2.03	2	2.23
10/27/2019 11:00	1.87	1.91	1.85	1.77	2.02	1.99	2.21
10/27/2019 11:15	1.87	1.88	1.9	1.71	2.01	1.99	2.18
10/27/2019 11:30	1.84	1.87	1.89	1.7	2.02	2	2.15
10/27/2019 11:45	1.81	1.83	1.8	1.67	2.01	1.91	2.12
10/27/2019 12:00	1.79	1.8	1.76	1.62	1.98	1.85	2.08
10/27/2019 12:15	1.78	1.79	1.69	1.67	1.97	1.81	2.05
10/27/2019 12:30	1.76	1.77	1.72	1.68	1.93	1.83	2.07
10/27/2019 12:45	1.76	1.75	1.69	1.56	1.91	1.79	2.05
10/27/2019 13:00	1.71	1.75	1.71	1.52	1.87	1.81	2
10/27/2019 13:15	1.68	1.71	1.71	1.56	1.83	1.81	1.96
10/27/2019 13:30	1.71	1.74	1.73	1.56	1.8	1.84	1.96
10/27/2019 13:45	1.73	1.74	1.76	1.68	1.79	1.87	1.97
10/27/2019 14:00	1.71	1.72	1.76	1.67	1.83	1.87	2.03
10/27/2019 14:15	1.72	1.71	1.76	1.68	1.85	1.86	2.03
10/27/2019 14:30	1.72	1.72	1.75	1.68	1.88	1.87	2.04
10/27/2019 14:45	1.72	1.72	1.75	1.68	1.89	1.86	2.05
10/27/2019 15:00	1.72	1.72	1.74	1.68	1.89	1.85	2.05
10/27/2019 15:15	1.72	1.72	1.76	1.68	1.89	1.86	2.05
10/27/2019 15:30	1.71	1.72	1.76	1.67	1.89	1.86	2.05
10/27/2019 15:45	1.73	1.72	1.77	1.68	1.89	1.87	2.06
10/27/2019 16:00	1.73	1.72	1.77	1.69	1.89	1.87	2.05
10/27/2019 16:15	1.73	1.72	1.76	1.69	1.9	1.87	2.07
10/27/2019 16:30	1.73	1.72	1.78	1.69	1.9	1.88	2.06
10/27/2019 16:45	1.73	1.73	1.77	1.68	1.9	1.88	2.07
10/27/2019 17:00	1.73	1.73	1.77	1.68	1.91	4.1	2.06
10/27/2019 17:15	1.74	1.73	1.78	1.68	1.91	5.73	2.06
10/27/2019 17:30	1.74	1.73	1.77	1.66	1.9	5.85	2.06
10/27/2019 17:45	1.73	1.73	1.76	1.69	1.9	5.87	2.06
10/27/2019 18:00	1.73	1.73	1.78	1.69	1.91	5.94	2.07
10/27/2019 18:15	1.74	1.73	1.76	1.68	1.9	5.93	2.07
10/27/2019 18:30	1.73	1.73	1.77	1.67	1.9	5.94	2.06
10/27/2019 18:45	1.73	1.73	1.79	1.68	1.89	5.95	2.06
10/27/2019 19:00	1.74	1.73	1.78	1.68	1.89	5.94	2.06
10/27/2019 19:15	1.74	1.72	1.8	1.71	1.89	5.99	2.07

Date Time	K-Plant						
	K-Plant Intake #1 °C	K-Plant Intake #2 °C	EMD Plant Intake °C	Cat Plant Intake °C	K-Plant Discharge °C	EMD Plant Discharge °C	Cat Plant Discharge °C
10/27/2019 19:30	1.74	1.73	1.8	1.7	1.88	5.97	2.08
10/27/2019 19:45	1.73	1.73	1.77	1.71	1.88	5.98	2.09
10/27/2019 20:00	1.73	1.73	1.8	1.7	1.88	6.01	2.09
10/27/2019 20:15	1.71	1.74	1.78	1.7	1.88	5.49	2.08
10/27/2019 20:30	1.73	1.73	1.76	1.69	1.89	5.46	2.08
10/27/2019 20:45	1.74	1.74	1.76	1.69	1.88	5.15	2.07
10/27/2019 21:00	1.73	1.74	1.76	1.68	1.87	3.94	2.06
10/27/2019 21:15	1.72	1.74	1.76	1.68	1.87	3.92	2.06
10/27/2019 21:30	1.72	1.74	1.75	1.68	1.87	2.34	2.06
10/27/2019 21:45	1.72	1.74	1.78	1.67	1.86	1.93	2.06
10/27/2019 22:00	1.72	1.74	1.75	1.69	1.86	1.9	2.06
10/27/2019 22:15	1.71	1.73	1.76	1.67	1.85	1.9	2.06
10/27/2019 22:30	1.73	1.73	1.74	1.65	1.85	1.88	2.05
10/27/2019 22:45	1.72	1.72	1.74	1.64	1.84	1.88	2.04
10/27/2019 23:00	1.72	1.72	1.74	1.63	1.84	1.87	2.03
10/27/2019 23:15	1.72	1.72	1.73	1.64	1.84	1.86	2.02
10/27/2019 23:30	1.72	1.71	1.73	1.64	1.83	1.85	2.02
10/27/2019 23:45	1.72	1.71	1.72	1.65	1.82	1.85	2.03
10/28/2019 0:00	1.7	1.7	1.71	1.63	1.81	1.84	2.02
10/28/2019 0:15	1.71	1.7	1.7	1.65	1.82	1.83	2.01
10/28/2019 0:30	1.7	1.69	1.71	1.65	1.81	1.84	2.02
10/28/2019 0:45	1.65	1.68	1.7	1.64	1.8	1.83	2.02
10/28/2019 1:00	1.67	1.68	1.69	1.61	1.8	1.83	2.03
10/28/2019 1:15	1.65	1.67	1.69	1.5	1.79	1.81	2.01
10/28/2019 1:30	1.65	1.67	1.69	1.51	1.78	1.81	1.95
10/28/2019 1:45	1.65	1.66	1.69	1.51	1.76	1.81	1.93
10/28/2019 2:00	1.65	1.65	1.67	1.54	1.75	1.8	1.92
10/28/2019 2:15	1.65	1.65	1.68	1.53	1.76	1.8	1.92
10/28/2019 2:30	1.65	1.65	1.67	1.52	1.75	1.79	1.91
10/28/2019 2:45	1.64	1.64	1.67	1.49	1.74	1.79	1.92
10/28/2019 3:00	1.62	1.64	1.67	1.57	1.74	1.79	1.92
10/28/2019 3:15	1.62	1.64	1.66	1.57	1.74	1.77	1.93
10/28/2019 3:30	1.62	1.64	1.66	1.49	1.72	1.77	1.93
10/28/2019 3:45	1.62	1.63	1.66	1.56	1.7	1.77	1.93
10/28/2019 4:00	1.61	1.61	1.65	1.58	1.7	1.76	1.93
10/28/2019 4:15	1.62	1.62	1.65	1.56	1.69	1.77	1.93
10/28/2019 4:30	1.61	1.64	1.65	1.55	1.69	1.76	1.93
10/28/2019 4:45	1.61	1.64	1.65	1.57	1.7	1.76	1.94
10/28/2019 5:00	1.62	1.64	1.64	1.53	1.7	1.75	1.94
10/28/2019 5:15	1.61	1.63	1.63	1.52	1.7	1.75	1.92
10/28/2019 5:30	1.61	1.63	1.62	1.46	1.69	1.73	1.9
10/28/2019 5:45	1.6	1.63	1.61	1.48	1.68	1.72	1.88
10/28/2019 6:00	1.59	1.62	1.59	1.41	1.67	1.71	1.85
10/28/2019 6:15	1.58	1.61	1.57	1.41	1.66	1.69	1.83

Date Time	K-Plant						
	K-Plant Intake #1 °C	K-Plant Intake #2 °C	EMD Plant Intake °C	Cat Plant Intake °C	K-Plant Discharge °C	EMD Plant Discharge °C	Cat Plant Discharge °C
10/28/2019 6:30	1.56	1.58	1.56	1.4	1.64	1.67	1.82
10/28/2019 6:45	1.56	1.57	1.55	1.4	1.62	1.68	1.8
10/28/2019 7:00	1.54	1.57	1.56	1.36	1.61	1.69	1.8
10/28/2019 7:15	1.56	1.57	1.62	1.35	1.6	1.98	1.78
10/28/2019 7:30	1.59	1.58	1.58	1.4	1.6	4.94	1.77
10/28/2019 7:45	1.58	1.59	1.58	1.39	1.63	5.68	1.79
10/28/2019 8:00	1.58	1.59	1.59	1.43	1.64	5.69	1.8
10/28/2019 8:15	1.57	1.58	1.59	1.42	1.65	5.8	1.8
10/28/2019 8:30	1.58	1.57	1.59	1.41	1.66	5.58	1.8
10/28/2019 8:45	1.59	1.58	1.59	1.43	1.64	5.59	1.79
10/28/2019 9:00	1.6	1.58	1.58	1.42	1.63	5.58	1.8
10/28/2019 9:15	1.58	1.58	1.58	1.44	1.62	5.59	1.79
10/28/2019 9:30	1.57	1.58	1.6	1.45	1.63	5.58	1.8
10/28/2019 9:45	1.59	1.59	1.58	1.48	1.65	5.64	1.82
10/28/2019 10:00	1.58	1.57	1.61	1.48	1.62	5.64	1.83
10/28/2019 10:15	1.58	1.57	1.6	1.51	1.62	5.64	1.84
10/28/2019 10:30	1.6	1.58	1.62	1.49	1.64	5.65	1.87
10/28/2019 10:45	1.61	1.58	1.6	1.49	1.64	5.64	1.87
10/28/2019 11:00	1.58	1.59	1.62	1.48	1.63	5.64	1.87
10/28/2019 11:15	1.59	1.6	1.62	1.4	1.65	5.65	1.85
10/28/2019 11:30	1.61	1.61	1.62	1.39	1.66	5.63	1.81
10/28/2019 11:45	1.62	1.62	1.6	1.33	1.65	5.64	1.79
10/28/2019 12:00	1.61	1.62	1.6	1.33	1.65	5.66	1.76
10/28/2019 12:15	1.61	1.6	1.6	1.34	1.65	5.65	1.75
10/28/2019 12:30	1.62	1.59	1.61	1.36	1.68	5.65	1.75
10/28/2019 12:45	1.61	1.59	1.62	1.35	1.69	5.65	1.75
10/28/2019 13:00	1.57	1.54	1.63	1.39	1.68	4.65	1.75
10/28/2019 13:15	1.53	1.55	1.62	1.38	1.68	3.47	1.77
10/28/2019 13:30	1.46	1.53	1.61	1.41	1.68	2.23	1.77
10/28/2019 13:45	1.46	1.5	1.59	1.44	1.62	1.74	1.78
10/28/2019 14:00	1.51	1.43	1.58	1.46	1.53	1.71	1.82
10/28/2019 14:15	1.48	1.43	1.58	1.49	1.49	1.71	1.84
10/28/2019 14:30	1.46	1.48	1.57	1.41	1.46	1.7	1.85
10/28/2019 14:45	1.46	1.49	1.56	1.37	1.47	1.69	1.82
10/28/2019 15:00	1.45	1.49	1.56	1.38	1.49	1.69	1.79
10/28/2019 15:15	1.44	1.5	1.56	1.46	1.49	1.69	1.8
10/28/2019 15:30	1.44	1.48	1.55	1.48	1.48	1.68	1.83
10/28/2019 15:45	1.45	1.45	1.54	1.46	1.46	1.67	1.84
10/28/2019 16:00	1.46	1.47	1.53	1.45	1.45	1.67	1.83
10/28/2019 16:15	1.44	1.47	1.53	1.42	1.45	1.66	1.81
10/28/2019 16:30	1.44	1.48	1.53	1.42	1.44	1.65	1.8
10/28/2019 16:45	1.44	1.47	1.52	1.43	1.44	1.65	1.8
10/28/2019 17:00	1.44	1.47	1.53	1.43	1.44	1.65	1.81
10/28/2019 17:15	1.44	1.47	1.52	1.43	1.44	1.64	1.8

Date Time	K-Plant						
	K-Plant Intake #1 °C	K-Plant Intake #2 °C	EMD Plant Intake °C	Cat Plant Intake °C	K-Plant Discharge °C	EMD Plant Discharge °C	Cat Plant Discharge °C
10/28/2019 17:30	1.45	1.47	1.52	1.44	1.46	1.64	1.8
10/28/2019 17:45	1.45	1.47	1.52	1.43	1.48	1.64	1.8
10/28/2019 18:00	1.45	1.47	1.5	1.39	1.5	1.63	1.8
10/28/2019 18:15	1.44	1.47	1.51	1.38	1.51	1.63	1.79
10/28/2019 18:30	1.45	1.47	1.49	1.37	1.52	1.62	1.76
10/28/2019 18:45	1.45	1.47	1.49	1.36	1.52	1.61	1.74
10/28/2019 19:00	1.45	1.47	1.5	1.38	1.5	1.62	1.75
10/28/2019 19:15	1.44	1.47	1.5	1.4	1.48	1.62	1.76
10/28/2019 19:30	1.44	1.46	1.49	1.4	1.46	1.61	1.75
10/28/2019 19:45	1.43	1.46	1.49	1.38	1.45	1.6	1.75
10/28/2019 20:00	1.43	1.46	1.48	1.35	1.45	1.61	1.74
10/28/2019 20:15	1.41	1.46	1.5	1.32	1.45	1.61	1.74
10/28/2019 20:30	1.41	1.45	1.49	1.31	1.45	1.61	1.73
10/28/2019 20:45	1.41	1.45	1.5	1.28	1.44	1.61	1.73
10/28/2019 21:00	1.38	1.45	1.47	1.39	1.45	1.6	1.72
10/28/2019 21:15	1.39	1.43	1.48	1.36	1.45	1.59	1.74
10/28/2019 21:30	1.39	1.43	1.51	1.35	1.45	1.62	1.73
10/28/2019 21:45	1.39	1.42	1.5	1.35	1.46	1.61	1.73
10/28/2019 22:00	1.39	1.42	1.5	1.37	1.47	1.6	1.73
10/28/2019 22:15	1.39	1.41	1.53	1.39	1.47	1.62	1.74
10/28/2019 22:30	1.39	1.41	1.5	1.4	1.48	1.61	1.75
10/28/2019 22:45	1.39	1.41	1.52	1.4	1.48	1.62	1.76
10/28/2019 23:00	1.39	1.41	1.51	1.4	1.49	1.63	1.76
10/28/2019 23:15	1.4	1.41	1.51	1.39	1.49	1.64	1.76
10/28/2019 23:30	1.4	1.41	1.53	1.37	1.5	1.64	1.76
10/28/2019 23:45	1.38	1.41	1.52	1.39	1.5	1.64	1.75
10/29/2019 0:00	1.39	1.41	1.52	1.39	1.5	1.64	1.75
10/29/2019 0:15	1.39	1.41	1.52	1.34	1.51	1.63	1.75
10/29/2019 0:30	1.39	1.4	1.5	1.28	1.5	1.62	1.74
10/29/2019 0:45	1.39	1.38	1.49	1.32	1.49	1.61	1.73
10/29/2019 1:00	1.39	1.36	1.48	1.29	1.49	1.59	1.72
10/29/2019 1:15	1.37	1.36	1.46	1.25	1.48	1.58	1.7
10/29/2019 1:30	1.36	1.35	1.48	1.25	1.48	1.58	1.68
10/29/2019 1:45	1.37	1.35	1.46	1.24	1.48	1.57	1.67
10/29/2019 2:00	1.36	1.34	1.45	1.26	1.48	1.56	1.66
10/29/2019 2:15	1.36	1.34	1.45	1.27	1.47	1.56	1.67
10/29/2019 2:30	1.34	1.34	1.42	1.27	1.46	1.55	1.67
10/29/2019 2:45	1.34	1.34	1.43	1.27	1.45	1.55	1.67
10/29/2019 3:00	1.34	1.33	1.43	1.26	1.44	1.54	1.67
10/29/2019 3:15	1.34	1.34	1.44	1.26	1.44	1.55	1.66
10/29/2019 3:30	1.34	1.34	1.43	1.25	1.44	1.54	1.66
10/29/2019 3:45	1.33	1.34	1.44	1.27	1.44	1.55	1.66
10/29/2019 4:00	1.33	1.34	1.45	1.26	1.45	1.55	1.67
10/29/2019 4:15	1.33	1.33	1.44	1.25	1.45	1.54	1.66



Date Time	K-Plant						
	K-Plant Intake #1 °C	K-Plant Intake #2 °C	EMD Plant Intake °C	Cat Plant Intake °C	K-Plant Discharge °C	EMD Plant Discharge °C	Cat Plant Discharge °C
10/29/2019 4:30	1.33	1.33	1.44	1.24	1.44	1.54	1.66
10/29/2019 4:45	1.31	1.32	1.44	1.23	1.44	1.55	1.64
10/29/2019 5:00	1.32	1.33	1.43	1.22	1.45	1.55	1.63
10/29/2019 5:15	1.32	1.34	1.44	1.21	1.45	1.55	1.61
10/29/2019 5:30	1.34	1.34	1.45	1.21	1.45	1.55	1.6
10/29/2019 5:45	1.33	1.35	1.44	1.2	1.46	1.53	1.6
10/29/2019 6:00	1.33	1.35	1.44	1.2	1.46	1.53	1.59
10/29/2019 6:15	1.33	1.34	1.44	1.21	1.46	1.53	1.58
10/29/2019 6:30	1.32	1.35	1.39	1.21	1.45	1.5	1.59
10/29/2019 6:45	1.33	1.32	1.37	1.23	1.45	1.49	1.6
10/29/2019 7:00	1.31	1.33	1.37	1.26	1.45	1.48	1.62
10/29/2019 7:15	1.32	1.33	1.37	1.25	1.42	1.47	1.62
10/29/2019 7:30	1.32	1.32	1.38	1.29	1.41	1.47	1.64
10/29/2019 7:45	1.31	1.32	1.38	1.29	1.41	1.47	1.64
10/29/2019 8:00	1.32	1.32	1.39	1.32	1.41	1.5	1.66
10/29/2019 8:15	1.3	1.32	1.4	1.3	1.41	1.48	1.67
10/29/2019 8:30	1.31	1.32	1.38	1.3	1.42	1.5	1.66
10/29/2019 8:45	1.31	1.32	1.39	1.31	1.42	1.5	1.67
10/29/2019 9:00	1.3	1.33	1.4	1.3	1.42	1.51	1.67
10/29/2019 9:15	1.29	1.32	1.41	1.33	1.43	1.5	1.68
10/29/2019 9:30	1.29	1.31	1.44	1.33	1.43	1.54	1.68
10/29/2019 9:45	1.29	1.28	1.45	1.32	1.43	1.55	1.69
10/29/2019 10:00	1.3	1.3	1.44	1.34	1.42	1.54	1.7
10/29/2019 10:15	1.3	1.31	1.42	1.32	1.41	1.54	1.7
10/29/2019 10:30	1.28	1.3	1.41	1.29	1.41	1.49	1.69
10/29/2019 10:45	1.28	1.31	1.36	1.27	1.41	1.45	1.68
10/29/2019 11:00	1.28	1.3	1.33	1.28	1.41	1.46	1.67
10/29/2019 11:15	1.28	1.32	1.31	1.27	1.4	1.45	1.66
10/29/2019 11:30	1.29	1.31	1.39	1.27	1.4	1.42	1.66
10/29/2019 11:45	1.29	1.32	1.37	1.3	1.4	1.44	1.66
10/29/2019 12:00	1.3	1.29	1.38	1.28	1.38	1.43	1.67
10/29/2019 12:15	1.3	1.3	1.35	1.29	1.37	1.46	1.66
10/29/2019 12:30	1.3	1.31	1.36	1.27	1.37	1.47	1.66
10/29/2019 12:45	1.3	1.31	1.33	1.28	1.36	1.46	1.66
10/29/2019 13:00	1.29	1.23	1.34	1.29	1.36	1.44	1.65
10/29/2019 13:15	1.27	1.23	1.38	1.28	1.35	1.46	1.65
10/29/2019 13:30	1.26	1.24	1.4	1.32	1.35	1.47	1.66
10/29/2019 13:45	1.25	1.25	1.4	1.32	1.35	1.48	1.67
10/29/2019 14:00	1.24	1.25	1.35	1.32	1.35	1.45	1.67
10/29/2019 14:15	1.27	1.27	1.34	1.3	1.35	1.44	1.67
10/29/2019 14:30	1.28	1.27	1.4	1.31	1.35	1.48	1.67
10/29/2019 14:45	1.29	1.27	1.4	1.3	1.37	1.47	1.67
10/29/2019 15:00	1.31	1.31	1.39	1.31	1.39	1.47	1.67
10/29/2019 15:15	1.33	1.3	1.39	1.3	1.4	1.48	1.67

Date Time	K-Plant						
	K-Plant Intake #1 °C	K-Plant Intake #2 °C	EMD Plant Intake °C	Cat Plant Intake °C	K-Plant Discharge °C	EMD Plant Discharge °C	Cat Plant Discharge °C
10/29/2019 15:30	1.34	1.29	1.31	1.29	1.42	1.41	1.67
10/29/2019 15:45	1.34	1.28	1.37	1.29	1.42	1.42	1.66
10/29/2019 16:00	1.26	1.29	1.34	1.29	1.41	1.45	1.54
10/29/2019 16:15	1.31	1.25	1.32	1.28	1.4	1.42	1.55
10/29/2019 16:30	1.27	1.26	1.39	1.27	1.39	1.46	1.56
10/29/2019 16:45	1.28	1.26	1.31	1.27	1.39	1.43	1.56
10/29/2019 17:00	1.27	1.26	1.33	1.26	1.37	1.44	1.56
10/29/2019 17:15	1.27	1.26	1.43	1.27	1.38	1.56	1.56
10/29/2019 17:30	1.26	1.26	1.43	1.24	1.39	1.83	1.56
10/29/2019 17:45	1.27	1.28	1.45	1.25	1.39	5.13	1.56
10/29/2019 18:00	1.28	1.29	1.4	1.27	1.39	5.34	1.56
10/29/2019 18:15	1.28	1.31	1.43	1.26	1.39	5.54	1.56
10/29/2019 18:30	1.29	1.31	1.47	1.26	1.39	5.58	1.56
10/29/2019 18:45	1.29	1.31	1.45	1.27	1.38	5.55	1.56
10/29/2019 19:00	1.3	1.32	1.43	1.27	1.39	5.59	1.57
10/29/2019 19:15	1.34	1.35	1.44	1.23	1.38	5.58	1.57
10/29/2019 19:30	1.33	1.33	1.44	1.26	1.37	5.59	1.56
10/29/2019 19:45	1.31	1.31	1.46	1.25	1.36	5.62	1.56
10/29/2019 20:00	1.31	1.3	1.44	1.26	1.35	5.58	1.56
10/29/2019 20:15	1.3	1.3	1.43	1.25	1.35	5.62	1.57
10/29/2019 20:30	1.27	1.3	1.46	1.26	1.34	5.64	1.57
10/29/2019 20:45	1.29	1.29	1.39	1.26	1.34	3.49	1.57
10/29/2019 21:00	1.29	1.3	1.4	1.27	1.34	1.95	1.57
10/29/2019 21:15	1.29	1.29	1.39	1.26	1.36	1.55	1.57
10/29/2019 21:30	1.28	1.27	1.36	1.27	1.37	1.51	1.58
10/29/2019 21:45	1.26	1.26	1.39	1.27	1.38	1.52	1.58
10/29/2019 22:00	1.26	1.24	1.39	1.27	1.37	1.51	1.58
10/29/2019 22:15	1.24	1.23	1.35	1.26	1.39	1.49	1.58
10/29/2019 22:30	1.23	1.23	1.37	1.26	1.39	1.52	1.59
10/29/2019 22:45	1.23	1.24	1.41	1.26	1.4	1.52	1.59
10/29/2019 23:00	1.24	1.26	1.44	1.27	1.39	1.53	1.58
10/29/2019 23:15	1.24	1.26	1.37	1.26	1.39	1.52	1.58
10/29/2019 23:30	1.25	1.26	1.4	1.26	1.4	1.54	1.58
10/29/2019 23:45	1.25	1.25	1.38	1.26	1.4	1.52	1.58
10/30/2019 0:00	1.26	1.26	1.37	1.26	1.4	1.52	1.58
10/30/2019 0:15	1.25	1.26	1.36	1.25	1.39	1.51	1.58
10/30/2019 0:30	1.26	1.26	1.36	1.25	1.39	1.51	1.58
10/30/2019 0:45	1.26	1.27	1.35	1.25	1.39	1.5	1.58
10/30/2019 1:00	1.26	1.27	1.36	1.24	1.38	1.5	1.58
10/30/2019 1:15	1.27	1.27	1.36	1.24	1.38	1.49	1.57
10/30/2019 1:30	1.27	1.28	1.36	1.24	1.38	1.49	1.57
10/30/2019 1:45	1.27	1.28	1.36	1.24	1.39	1.48	1.57
10/30/2019 2:00	1.28	1.28	1.35	1.26	1.39	1.48	1.57
10/30/2019 2:15	1.28	1.29	1.35	1.25	1.4	1.49	1.58

Date Time	K-Plant						
	K-Plant Intake #1 °C	K-Plant Intake #2 °C	EMD Plant Intake °C	Cat Plant Intake °C	K-Plant Discharge °C	EMD Plant Discharge °C	Cat Plant Discharge °C
10/30/2019 2:30	1.28	1.29	1.35	1.25	1.41	1.49	1.57
10/30/2019 2:45	1.28	1.29	1.36	1.26	1.41	1.49	1.57
10/30/2019 3:00	1.28	1.29	1.38	1.26	1.42	1.48	1.57
10/30/2019 3:15	1.29	1.29	1.36	1.25	1.43	1.47	1.57
10/30/2019 3:30	1.3	1.29	1.35	1.23	1.43	1.46	1.58
10/30/2019 3:45	1.29	1.29	1.34	1.24	1.43	1.46	1.56
10/30/2019 4:00	1.29	1.3	1.33	1.25	1.44	1.46	1.56
10/30/2019 4:15	1.29	1.3	1.33	1.26	1.44	1.48	1.56
10/30/2019 4:30	1.29	1.3	1.35	1.26	1.44	1.48	1.57
10/30/2019 4:45	1.3	1.31	1.36	1.26	1.44	1.5	1.57
10/30/2019 5:00	1.3	1.32	1.4	1.26	1.43	1.51	1.58
10/30/2019 5:15	1.3	1.31	1.4	1.26	1.44	1.51	1.57
10/30/2019 5:30	1.31	1.3	1.4	1.26	1.45	1.51	1.57
10/30/2019 5:45	1.31	1.31	1.4	1.26	1.45	1.49	1.56
10/30/2019 6:00	1.31	1.31	1.35	1.26	1.46	1.48	1.57
10/30/2019 6:15	1.31	1.3	1.33	1.24	1.45	1.46	1.57
10/30/2019 6:30	1.31	1.3	1.36	1.24	1.45	1.46	1.56
10/30/2019 6:45	1.31	1.3	1.35	1.24	1.45	1.45	1.57
10/30/2019 7:00	1.31	1.3	1.37	1.21	1.45	1.48	1.57
10/30/2019 7:15	1.32	1.3	1.37	1.22	1.44	1.48	1.56
10/30/2019 7:30	1.31	1.3	1.33	1.24	1.43	1.46	1.55
10/30/2019 7:45	1.31	1.3	1.35	1.21	1.43	1.46	1.56
10/30/2019 8:00	1.3	1.3	1.33	1.2	1.42	1.46	1.54
10/30/2019 8:15	1.3	1.3	1.31	1.21	1.42	1.45	1.54
10/30/2019 8:30	1.3	1.3	1.33	1.21	1.42	1.48	1.54
10/30/2019 8:45	1.3	1.3	1.35	1.22	1.42	5.07	1.54
10/30/2019 9:00	1.31	1.28	1.35	1.21	1.42	12.6	1.54
10/30/2019 9:15	1.3	1.28	1.36	1.21	1.42	12.75	1.54
10/30/2019 9:30	1.29	1.28	1.34	1.22	1.42	14.06	1.54
10/30/2019 9:45	1.28	1.28	1.39	1.22	1.42	14.21	1.54
10/30/2019 10:00	1.28	1.28	1.41	1.23	1.42	13.98	1.54
10/30/2019 10:15	1.28	1.29	1.42	1.25	1.42	12.67	1.54
10/30/2019 10:30	1.29	1.32	1.43	1.25	1.42	10.29	1.55
10/30/2019 10:45	1.3	1.33	1.44	1.23	1.42	9.92	1.55
10/30/2019 11:00	1.35	1.34	1.41	1.25	1.42	9.91	1.55
10/30/2019 11:15	1.34	1.35	1.41	1.27	1.44	9.92	1.56
10/30/2019 11:30	1.34	1.36	1.41	1.29	1.45	9.83	1.57
10/30/2019 11:45	1.34	1.36	1.41	1.32	1.46	9.79	1.58
10/30/2019 12:00	1.34	1.36	1.43	1.32	1.47	9.74	1.59
10/30/2019 12:15	1.34	1.36	1.43	1.33	1.48	9.68	1.6
10/30/2019 12:30	1.35	1.36	1.42	1.34	1.49	9.82	1.61
10/30/2019 12:45	1.35	1.36	1.41	1.34	1.49	9.85	1.61
10/30/2019 13:00	1.35	1.36	1.4	1.33	1.49	9.92	1.62
10/30/2019 13:15	1.36	1.36	1.4	1.28	1.49	9.92	1.63

Date Time	K-Plant						
	K-Plant Intake #1 °C	K-Plant Intake #2 °C	EMD Plant Intake °C	Cat Plant Intake °C	K-Plant Discharge °C	EMD Plant Discharge °C	Cat Plant Discharge °C
10/30/2019 13:30	1.36	1.36	1.41	1.29	1.5	9.76	1.62
10/30/2019 13:45	1.36	1.36	1.42	1.28	1.5	9.79	1.61
10/30/2019 14:00	1.35	1.36	1.38	1.26	1.5	9.85	1.6
10/30/2019 14:15	1.36	1.36	1.4	1.26	1.5	9.93	1.59
10/30/2019 14:30	1.36	1.36	1.41	1.26	1.49	9.91	1.59
10/30/2019 14:45	1.36	1.36	1.41	1.26	1.49	9.89	1.58
10/30/2019 15:00	1.36	1.36	1.46	1.26	1.48	9.94	1.58
10/30/2019 15:15	1.36	1.36	1.43	1.26	1.47	9.76	1.58
10/30/2019 15:30	1.36	1.37	1.44	1.25	1.47	9.74	1.58
10/30/2019 15:45	1.37	1.37	1.44	1.26	1.47	9.88	1.57
10/30/2019 16:00	1.37	1.37	1.45	1.25	1.48	10	1.57
10/30/2019 16:15	1.37	1.37	1.5	1.29	1.48	9.94	1.57
10/30/2019 16:30	1.36	1.37	1.48	1.28	1.47	9.81	1.59
10/30/2019 16:45	1.37	1.37	1.45	1.26	1.45	9.89	1.58
10/30/2019 17:00	1.36	1.37	1.45	1.25	1.45	9.89	1.59
10/30/2019 17:15	1.37	1.37	1.52	1.25	1.45	10.01	1.58
10/30/2019 17:30	1.37	1.37	1.51	1.25	1.45	12.27	1.58
10/30/2019 17:45	1.37	1.37	1.5	1.26	1.45	14.44	1.57
10/30/2019 18:00	1.38	1.37	1.47	1.27	1.45	14.27	1.57
10/30/2019 18:15	1.37	1.37	1.56	1.26	1.46	12.54	1.58
10/30/2019 18:30	1.37	1.38	1.65	1.27	1.47	10.39	1.58
10/30/2019 18:45	1.37	1.38	1.64	1.28	1.47	10.06	1.59
10/30/2019 19:00	1.38	1.39	1.66	1.31	1.48	9.12	1.59
10/30/2019 19:15	1.38	1.39	1.65	1.27	1.47	10.1	1.6
10/30/2019 19:30	1.38	1.38	1.62	1.34	1.48	10.06	1.59
10/30/2019 19:45	1.38	1.38	1.66	1.35	1.48	9.86	1.62
10/30/2019 20:00	1.39	1.39	1.63	1.35	1.49	8.95	1.64
10/30/2019 20:15	1.39	1.39	1.57	1.39	1.5	8.99	1.66
10/30/2019 20:30	1.4	1.39	1.49	1.35	1.51	8.94	1.66
10/30/2019 20:45	1.39	1.4	1.48	1.33	1.51	8.15	1.66
10/30/2019 21:00	1.4	1.4	1.49	1.34	1.52	8.11	1.65
10/30/2019 21:15	1.4	1.4	1.47	1.39	1.52	8.1	1.65
10/30/2019 21:30	1.4	1.41	1.44	1.34	1.52	8.13	1.66
10/30/2019 21:45	1.41	1.41	1.47	1.33	1.52	7.33	1.66
10/30/2019 22:00	1.41	1.41	1.45	1.3	1.52	4.94	1.65
10/30/2019 22:15	1.4	1.41	1.44	1.29	1.52	4.45	1.63
10/30/2019 22:30	1.41	1.41	1.46	1.29	1.51	4.16	1.62
10/30/2019 22:45	1.42	1.41	1.55	1.31	1.51	4.08	1.63
10/30/2019 23:00	1.4	1.42	1.55	1.32	1.51	4.07	1.63
10/30/2019 23:15	1.41	1.41	1.58	1.32	1.51	3.75	1.64
10/30/2019 23:30	1.41	1.41	1.6	1.33	1.51	3.6	1.64
10/30/2019 23:45	1.41	1.4	1.67	1.32	1.51	3.04	1.65
10/31/2019 0:00	1.41	1.4	1.67	1.33	1.52	2.07	1.64
10/31/2019 0:15	1.41	1.41	1.63	1.36	1.52	1.71	1.63

Date Time	K-Plant						
	K-Plant Intake #1 °C	K-Plant Intake #2 °C	EMD Plant Intake °C	Cat Plant Intake °C	K-Plant Discharge °C	EMD Plant Discharge °C	Cat Plant Discharge °C
10/31/2019 0:30	1.41	1.4	1.65	1.33	1.51	1.72	1.64
10/31/2019 0:45	1.41	1.4	1.66	1.36	1.51	1.76	1.65
10/31/2019 1:00	1.41	1.4	1.59	1.37	1.51	1.73	1.65
10/31/2019 1:15	1.41	1.4	1.56	1.32	1.51	1.69	1.66
10/31/2019 1:30	1.4	1.4	1.5	1.31	1.51	1.67	1.66
10/31/2019 1:45	1.4	1.4	1.53	1.3	1.5	1.65	1.65
10/31/2019 2:00	1.39	1.4	1.52	1.29	1.49	1.67	1.63
10/31/2019 2:15	1.38	1.39	1.55	1.3	1.48	1.68	1.62
10/31/2019 2:30	1.38	1.39	1.57	1.31	1.49	1.68	1.63
10/31/2019 2:45	1.37	1.38	1.57	1.31	1.49	1.67	1.63
10/31/2019 3:00	1.37	1.38	1.55	1.3	1.5	1.65	1.62
10/31/2019 3:15	1.38	1.38	1.56	1.3	1.49	1.66	1.62
10/31/2019 3:30	1.36	1.37	1.56	1.3	1.49	1.67	1.61
10/31/2019 3:45	1.37	1.38	1.57	1.31	1.49	1.68	1.62
10/31/2019 4:00	1.36	1.38	1.57	1.3	1.49	1.7	1.62
10/31/2019 4:15	1.37	1.37	1.57	1.31	1.49	1.69	1.62
10/31/2019 4:30	1.37	1.38	1.58	1.3	1.49	1.7	1.62
10/31/2019 4:45	1.37	1.37	1.56	1.31	1.49	1.68	1.61
10/31/2019 5:00	1.38	1.37	1.56	1.3	1.49	1.69	1.62
10/31/2019 5:15	1.37	1.37	1.56	1.31	1.48	1.68	1.61
10/31/2019 5:30	1.37	1.37	1.55	1.29	1.48	1.67	1.62
10/31/2019 5:45	1.37	1.37	1.55	1.31	1.47	1.67	1.61
10/31/2019 6:00	1.37	1.37	1.54	1.3	1.47	2.53	1.62
10/31/2019 6:15	1.37	1.37	1.53	1.29	1.47	3.95	1.62
10/31/2019 6:30	1.36	1.36	1.52	1.29	1.47	4.76	1.62
10/31/2019 6:45	1.36	1.36	1.5	1.29	1.47	6.34	1.62
10/31/2019 7:00	1.37	1.37	1.5	1.3	1.47	8.37	1.61
10/31/2019 7:15	1.37	1.37	1.51	1.29	1.47	9.96	1.61
10/31/2019 7:30	1.37	1.37	1.52	1.29	1.47	10.41	1.62
10/31/2019 7:45	1.37	1.37	1.47	1.29	1.48	12.57	1.61
10/31/2019 8:00	1.37	1.37	1.48	1.29	1.48	14.31	1.62
10/31/2019 8:15	1.37	1.37	1.55	1.29	1.49	14.51	1.61
10/31/2019 8:30	1.37	1.37	1.54	1.29	1.49	12.72	1.6
10/31/2019 8:45	1.37	1.37	1.52	1.29	1.49	10.92	1.6
10/31/2019 9:00	1.37	1.37	1.52	1.29	1.48	10.38	1.61
10/31/2019 9:15	1.37	1.37	1.47	1.29	1.48	10.37	1.61
10/31/2019 9:30	1.38	1.38	1.42	1.29	1.49	10.44	1.6
10/31/2019 9:45	1.38	1.38	1.5	1.29	1.49	10.3	1.6
10/31/2019 10:00	1.39	1.38	1.4	1.29	1.5	10.28	1.61
10/31/2019 10:15	1.38	1.38	1.47	1.28	1.5	10.4	1.6
10/31/2019 10:30	1.38	1.39	1.5	1.28	1.51	10.43	1.6
10/31/2019 10:45	1.39	1.39	1.52	1.29	1.51	10.49	1.6
10/31/2019 11:00	1.38	1.4	1.48	1.29	1.51	10.27	1.6
10/31/2019 11:15	1.39	1.4	1.5	1.29	1.5	10.24	1.6

Date Time	K-Plant						
	K-Plant Intake #1 °C	K-Plant Intake #2 °C	EMD Plant Intake °C	Cat Plant Intake °C	K-Plant Discharge °C	EMD Plant Discharge °C	Cat Plant Discharge °C
10/31/2019 11:30	1.39	1.4	1.52	1.29	1.49	10.48	1.6
10/31/2019 11:45	1.4	1.4	1.52	1.3	1.49	10.48	1.6
10/31/2019 12:00	1.4	1.41	1.52	1.29	1.49	10.49	1.6
10/31/2019 12:15	1.4	1.41	1.49	1.29	1.48	10.26	1.61
10/31/2019 12:30	1.4	1.41	1.53	1.3	1.48	10.29	1.61
10/31/2019 12:45	1.4	1.41	1.53	1.29	1.48	10.49	1.6
10/31/2019 13:00	1.4	1.41	1.55	1.29	1.47	10.46	1.61
10/31/2019 13:15	1.4	1.42	1.56	1.29	1.47	10.39	1.6
10/31/2019 13:30	1.4	1.41	1.51	1.3	1.47	10.38	1.6
10/31/2019 13:45	1.4	1.42	1.49	1.3	1.47	10.48	1.61
10/31/2019 14:00	1.41	1.41	1.47	1.29	1.48	10.41	1.61
10/31/2019 14:15	1.41	1.41	1.52	1.3	1.48	10.23	1.61
10/31/2019 14:30	1.41	1.41	1.58	1.3	1.48	10.35	1.6
10/31/2019 14:45	1.4	1.42	1.57	1.3	1.49	10.41	1.61
10/31/2019 15:00	1.41	1.43	1.43	1.31	1.49	10.5	1.61
10/31/2019 15:15	1.41	1.43	1.5	1.3	1.49	10.41	1.61
10/31/2019 15:30	1.4	1.43	1.56	1.3	1.49	10.53	1.62
10/31/2019 15:45	1.4	1.44	1.56	1.3	1.48	10.55	1.61
10/31/2019 16:00	1.39	1.44	1.6	1.29	1.49	10.33	1.61
10/31/2019 16:15	1.37	1.44	1.47	1.31	1.49	10.19	1.61
10/31/2019 16:30	1.4	1.44	1.57	1.3	1.49	10.44	1.61
10/31/2019 16:45	1.41	1.44	1.57	1.31	1.49	10.61	1.61
10/31/2019 17:00	1.4	1.43	1.54	1.31	1.48	10.45	1.62
10/31/2019 17:15	1.38	1.44	1.51	1.32	1.49	10.2	1.62
10/31/2019 17:30	1.4	1.44	1.45	1.3	1.49	10.29	1.61
10/31/2019 17:45	1.42	1.44	1.53	1.3	1.49	10.52	1.62
10/31/2019 18:00	1.42	1.44	1.53	1.31	1.5	10.47	1.61
10/31/2019 18:15	1.42	1.45	1.58	1.3	1.49	10.48	1.61
10/31/2019 18:30	1.42	1.45	1.57	1.3	1.49	10.53	1.62
10/31/2019 18:45	1.42	1.45	1.53	1.31	1.48	9.72	1.61
10/31/2019 19:00	1.42	1.45	1.54	1.31	1.5	9.02	1.61
10/31/2019 19:15	1.43	1.45	1.51	1.3	1.51	8.98	1.62
10/31/2019 19:30	1.43	1.45	1.49	1.31	1.5	8.48	1.61
10/31/2019 19:45	1.43	1.46	1.5	1.3	1.51	8.34	1.61
10/31/2019 20:00	1.44	1.45	1.48	1.31	1.49	8.48	1.61
10/31/2019 20:15	1.43	1.46	1.49	1.31	1.49	8.49	1.62
10/31/2019 20:30	1.44	1.46	1.48	1.3	1.49	8.4	1.62
10/31/2019 20:45	1.43	1.46	1.46	1.3	1.48	8.07	1.61
10/31/2019 21:00	1.44	1.46	1.49	1.31	1.49	6.69	1.61
10/31/2019 21:15	1.44	1.46	1.51	1.32	1.5	6.1	1.62
10/31/2019 21:30	1.43	1.46	1.5	1.32	1.51	5.98	1.62
10/31/2019 21:45	1.44	1.46	1.49	1.32	1.52	5.86	1.63
10/31/2019 22:00	1.44	1.47	1.49	1.32	1.53	4.44	1.62
10/31/2019 22:15	1.44	1.47	1.48	1.33	1.53	4.46	1.64

Date Time	K-Plant						
	K-Plant Intake #1 °C	K-Plant Intake #2 °C	EMD Plant Intake °C	Cat Plant Intake °C	K-Plant Discharge °C	EMD Plant Discharge °C	Cat Plant Discharge °C
10/31/2019 22:30	1.44	1.47	1.49	1.32	1.52	3.62	1.63
10/31/2019 22:45	1.44	1.45	1.5	1.34	1.51	3.44	1.62
10/31/2019 23:00	1.39	1.45	1.49	1.34	1.51	2.02	1.63
10/31/2019 23:15	1.42	1.44	1.49	1.31	1.49	1.62	1.63
10/31/2019 23:30	1.4	1.43	1.47	1.33	1.49	1.61	1.64
10/31/2019 23:45	1.42	1.44	1.49	1.32	1.49	1.65	1.63
11/1/2019 0:00	1.42	1.45	1.49	1.32	1.49	1.63	1.63
11/1/2019 0:15	1.43	1.45	1.48	1.32	1.48	1.64	1.64
11/1/2019 0:30	1.41	1.44	1.45	1.31	1.49	1.56	1.63
11/1/2019 0:45	1.39	1.44	1.47	1.32	1.49	1.58	1.63
11/1/2019 1:00	1.4	1.44	1.46	1.33	1.48	1.57	1.62
11/1/2019 1:15	1.4	1.44	1.45	1.33	1.49	1.57	1.63
11/1/2019 1:30	1.37	1.4	1.43	1.33	1.49	1.57	1.64
11/1/2019 1:45	1.37	1.39	1.42	1.33	1.49	1.55	1.64
11/1/2019 2:00	1.37	1.4	1.43	1.33	1.49	1.55	1.64
11/1/2019 2:15	1.37	1.39	1.44	1.33	1.48	1.55	1.63
11/1/2019 2:30	1.37	1.38	1.45	1.31	1.48	1.56	1.65
11/1/2019 2:45	1.37	1.38	1.44	1.31	1.48	1.56	1.63
11/1/2019 3:00	1.36	1.38	1.44	1.31	1.48	1.56	1.63
11/1/2019 3:15	1.36	1.4	1.42	1.31	1.48	1.55	1.63
11/1/2019 3:30	1.37	1.4	1.43	1.31	1.48	1.55	1.63
11/1/2019 3:45	1.38	1.39	1.43	1.31	1.49	1.54	1.63
11/1/2019 4:00	1.37	1.39	1.42	1.31	1.48	1.54	1.64
11/1/2019 4:15	1.36	1.38	1.42	1.32	1.48	1.54	1.63
11/1/2019 4:30	1.35	1.37	1.42	1.31	1.48	1.54	1.63
11/1/2019 4:45	1.36	1.37	1.43	1.32	1.48	1.54	1.63
11/1/2019 5:00	1.36	1.36	1.43	1.32	1.49	1.54	1.62
11/1/2019 5:15	1.36	1.36	1.42	1.31	1.48	1.53	1.63
11/1/2019 5:30	1.36	1.37	1.43	1.32	1.49	1.54	1.63
11/1/2019 5:45	1.37	1.36	1.43	1.31	1.49	1.54	1.63
11/1/2019 6:00	1.36	1.37	1.42	1.32	1.49	1.54	1.62
11/1/2019 6:15	1.36	1.38	1.41	1.32	1.48	1.54	1.64
11/1/2019 6:30	1.38	1.37	1.41	1.31	1.48	3.14	1.63
11/1/2019 6:45	1.37	1.37	1.43	1.32	1.48	4.57	1.62
11/1/2019 7:00	1.36	1.38	1.43	1.31	1.48	5.57	1.62
11/1/2019 7:15	1.37	1.36	1.46	1.3	1.48	5.97	1.63
11/1/2019 7:30	1.36	1.39	1.48	1.3	1.48	8.44	1.61
11/1/2019 7:45	1.36	1.4	1.52	1.3	1.47	9.8	1.62
11/1/2019 8:00	1.36	1.4	1.53	1.32	1.46	10.07	1.62
11/1/2019 8:15	1.36	1.37	1.57	1.34	1.47	10.06	1.63
11/1/2019 8:30	1.36	1.37	1.6	1.34	1.47	10.1	1.63
11/1/2019 8:45	1.36	1.36	1.58	1.35	1.48	10.13	1.64
11/1/2019 9:00	1.36	1.36	1.54	1.36	1.48	10.15	1.64
11/1/2019 9:15	1.37	1.37	1.53	1.37	1.49	10.11	1.64

Date Time	K-Plant						
	K-Plant Intake #1 °C	K-Plant Intake #2 °C	EMD Plant Intake °C	Cat Plant Intake °C	K-Plant Discharge °C	EMD Plant Discharge °C	Cat Plant Discharge °C
11/1/2019 9:30	1.38	1.38	1.55	1.37	1.5	10.14	1.66
11/1/2019 9:45	1.39	1.39	1.55	1.37	1.5	9.94	1.66
11/1/2019 10:00	1.39	1.39	1.58	1.36	1.51	10.04	1.66
11/1/2019 10:15	1.41	1.39	1.53	1.36	1.51	10.03	1.66
11/1/2019 10:30	1.4	1.4	1.53	1.35	1.51	10.05	1.66
11/1/2019 10:45	1.39	1.4	1.51	1.35	1.51	10.05	1.66
11/1/2019 11:00	1.39	1.4	1.51	1.35	1.51	10.05	1.87
11/1/2019 11:15	1.39	1.4	1.51	1.36	1.51	10.08	1.73
11/1/2019 11:30	1.4	1.4	1.51	1.37	1.5	10.07	1.71
11/1/2019 11:45	1.4	1.4	1.52	1.37	1.5	10.12	1.69
11/1/2019 12:00	1.4	1.4	1.53	1.39	1.5	10.16	1.7
11/1/2019 12:15	1.41	1.4	1.54	1.38	1.5	10.13	1.71
11/1/2019 12:30	1.41	1.4	1.54	1.36	1.5	10.13	1.7
11/1/2019 12:45	1.41	1.4	1.53	1.36	1.5	10.14	1.69
11/1/2019 13:00	1.41	1.41	1.53	1.34	1.5	10.37	1.7
11/1/2019 13:15	1.41	1.41	1.52	1.36	1.5	10.37	1.68
11/1/2019 13:30	1.42	1.41	1.49	1.32	1.5	10.33	1.68
11/1/2019 13:45	1.41	1.41	1.51	1.39	1.51	10.38	1.67
11/1/2019 14:00	1.41	1.41	1.51	1.38	1.51	10.37	1.68
11/1/2019 14:15	1.41	1.42	1.51	1.34	1.52	10.28	1.69
11/1/2019 14:30	1.42	1.42	1.47	1.36	1.52	10.36	1.68
11/1/2019 14:45	1.42	1.42	1.47	1.37	1.52	10.33	1.69
11/1/2019 15:00	1.42	1.42	1.61	1.35	1.52	10.37	1.69
11/1/2019 15:15	1.42	1.42	1.57	1.35	1.52	10.43	1.62
11/1/2019 15:30	1.43	1.43	1.52	1.36	1.52	10.38	3.9
11/1/2019 15:45	1.43	1.43	1.57	1.35	1.51	10.4	1.8
11/1/2019 16:00	1.43	1.43	1.52	1.35	1.5	10.4	1.65
11/1/2019 16:15	1.43	1.43	1.61	1.37	1.5	10.35	1.67
11/1/2019 16:30	1.43	1.43	1.55	1.36	1.5	10.09	1.69
11/1/2019 16:45	1.43	1.43	1.57	1.35	1.5	10.16	1.69
11/1/2019 17:00	1.45	1.43	1.61	1.35	1.51	10.17	1.7
11/1/2019 17:15	1.45	1.43	1.65	1.36	1.51	10.2	1.71
11/1/2019 17:30	1.45	1.44	1.63	1.39	1.51	10.2	1.72
11/1/2019 17:45	1.44	1.44	1.64	1.4	1.51	10.21	1.73
11/1/2019 18:00	1.44	1.44	1.64	1.37	1.52	10.16	1.73
11/1/2019 18:15	1.45	1.45	1.63	1.36	1.52	10.22	1.72
11/1/2019 18:30	1.46	1.45	1.56	1.37	1.52	10.16	1.72
11/1/2019 18:45	1.46	1.46	1.54	1.35	1.53	10.15	1.72
11/1/2019 19:00	1.46	1.46	1.58	1.36	1.53	10.21	1.72
11/1/2019 19:15	1.47	1.46	1.57	1.38	1.52	3.12	1.73
11/1/2019 19:30	1.46	1.47	1.56	1.37	1.41	6.88	1.52
11/1/2019 19:45	1.47	1.48	1.53	1.37	1.55	6.51	1.73
11/1/2019 20:00	1.48	1.48	1.56	1.38	2.56	16.71	5.36
11/1/2019 20:15	1.48	1.48	1.58	1.38	4.13	16.21	9.63



Date Time	K-Plant						
	K-Plant Intake #1 °C	K-Plant Intake #2 °C	EMD Plant Intake °C	Cat Plant Intake °C	K-Plant Discharge °C	EMD Plant Discharge °C	Cat Plant Discharge °C
11/1/2019 20:30	1.48	1.48	1.57	1.39	4.08	16.28	9.57
11/1/2019 20:45	1.48	1.48	1.56	1.39	4.36	15.39	8.83
11/1/2019 21:00	1.48	1.48	1.57	1.42	4.46	15.12	8.51
11/1/2019 21:15	1.49	1.48	1.58	1.35	4.98	14.67	7.53
11/1/2019 21:30	1.48	1.5	1.6	1.34	5.34	14.72	7.06
11/1/2019 21:45	1.49	1.5	1.55	1.38	5.49	14.57	6.84
11/1/2019 22:00	1.51	1.5	1.54	1.4	5.61	11.25	3.52
11/1/2019 22:15	1.49	1.5	1.55	1.35	4.56	11	1.9
11/1/2019 22:30	1.5	1.51	1.52	1.38	3.23	8.15	1.62
11/1/2019 22:45	1.51	1.52	1.58	1.39	1.63	4.91	1.62
11/1/2019 23:00	1.49	1.52	1.61	1.37	1.55	2.86	1.62
11/1/2019 23:15	1.5	1.52	1.55	1.39	1.54	1.94	1.62
11/1/2019 23:30	1.5	1.52	1.57	1.39	1.54	1.71	1.6
11/1/2019 23:45	1.5	1.53	1.55	1.36	1.54	1.69	1.6
11/2/2019 0:00	1.51	1.52	1.58	1.38	1.54	1.71	1.6
11/2/2019 0:15	1.52	1.52	1.56	1.38	1.55	1.7	1.6
11/2/2019 0:30	1.51	1.53	1.56	1.39	1.55	1.71	1.6
11/2/2019 0:45	1.51	1.54	1.54	1.39	1.56	1.69	1.6
11/2/2019 1:00	1.48	1.49	1.55	1.37	1.56	1.7	1.59
11/2/2019 1:15	1.48	1.5	1.54	1.41	1.56	1.68	1.59
11/2/2019 1:30	1.47	1.49	1.54	1.42	1.56	1.68	1.6
11/2/2019 1:45	1.47	1.45	1.54	1.42	1.55	1.68	1.61
11/2/2019 2:00	1.47	1.45	1.58	1.42	1.56	1.67	1.61
11/2/2019 2:15	1.47	1.46	1.58	1.42	1.56	1.68	1.61
11/2/2019 2:30	1.47	1.46	1.6	1.44	1.57	1.7	1.61
11/2/2019 2:45	1.46	1.46	1.62	1.45	1.57	1.72	1.62
11/2/2019 3:00	1.46	1.46	1.63	1.44	1.57	1.74	1.62
11/2/2019 3:15	1.46	1.46	1.62	1.44	1.56	1.73	1.62
11/2/2019 3:30	1.45	1.46	1.6	1.42	1.56	1.72	1.62
11/2/2019 3:45	1.45	1.46	1.62	1.44	1.55	1.72	1.62
11/2/2019 4:00	1.45	1.45	1.6	1.42	1.54	1.71	1.61
11/2/2019 4:15	1.45	1.45	1.62	1.4	1.54	1.72	1.6
11/2/2019 4:30	1.45	1.45	1.6	1.39	1.53	1.71	1.59
11/2/2019 4:45	1.44	1.44	1.57	1.39	1.53	1.7	1.58
11/2/2019 5:00	1.44	1.44	1.56	1.37	1.53	1.68	1.58
11/2/2019 5:15	1.44	1.44	1.58	1.36	1.52	1.69	1.56
11/2/2019 5:30	1.44	1.45	1.6	1.36	1.52	1.69	1.56
11/2/2019 5:45	1.43	1.43	1.57	1.37	1.51	1.68	1.55
11/2/2019 6:00	1.43	1.44	1.58	1.39	1.51	1.69	1.55
11/2/2019 6:15	1.42	1.44	1.58	1.38	1.5	1.69	1.55
11/2/2019 6:30	1.43	1.45	1.6	1.37	1.5	1.69	1.55
11/2/2019 6:45	1.43	1.43	1.58	1.37	1.5	1.69	1.55
11/2/2019 7:00	1.43	1.44	1.57	1.39	1.5	1.69	1.55
11/2/2019 7:15	1.43	1.44	1.56	1.38	1.5	1.69	1.55

Date Time	K-Plant						
	K-Plant Intake #1 °C	K-Plant Intake #2 °C	EMD Plant Intake °C	Cat Plant Intake °C	K-Plant Discharge °C	EMD Plant Discharge °C	Cat Plant Discharge °C
11/2/2019 7:30	1.43	1.44	1.57	1.38	1.5	1.67	1.55
11/2/2019 7:45	1.43	1.44	1.55	1.38	1.51	1.66	1.55
11/2/2019 8:00	1.43	1.44	1.56	1.37	1.51	1.66	1.55
11/2/2019 8:15	1.43	1.44	1.53	1.38	1.51	1.65	1.55
11/2/2019 8:30	1.43	1.44	1.54	1.38	1.51	1.65	1.55
11/2/2019 8:45	1.43	1.44	1.52	1.37	1.51	1.64	1.54
11/2/2019 9:00	1.43	1.44	1.53	1.37	1.51	1.63	1.54
11/2/2019 9:15	1.43	1.43	1.52	1.36	1.51	1.62	1.54
11/2/2019 9:30	1.44	1.43	1.56	1.37	1.5	1.62	1.54
11/2/2019 9:45	1.43	1.43	1.54	1.36	1.51	1.63	1.54
11/2/2019 10:00	1.43	1.43	1.55	1.39	1.51	1.63	1.54
11/2/2019 10:15	1.43	1.43	1.54	1.38	1.51	1.63	1.54
11/2/2019 10:30	1.43	1.43	1.56	1.38	1.51	1.64	1.54
11/2/2019 10:45	1.43	1.42	1.52	1.38	1.51	1.63	1.54
11/2/2019 11:00	1.43	1.42	1.55	1.39	1.51	1.63	1.54
11/2/2019 11:15	1.43	1.42	1.54	1.39	1.51	1.63	1.54
11/2/2019 11:30	1.43	1.42	1.55	1.36	1.51	1.64	1.54
11/2/2019 11:45	1.43	1.42	1.54	1.39	1.52	1.64	1.54
11/2/2019 12:00	1.43	1.42	1.54	1.4	1.52	1.64	1.54
11/2/2019 12:15	1.43	1.42	1.53	1.34	1.52	1.64	1.54
11/2/2019 12:30	1.43	1.42	1.52	1.34	1.52	1.63	1.53
11/2/2019 12:45	1.43	1.42	1.5	1.34	1.52	1.61	1.53
11/2/2019 13:00	1.43	1.42	1.47	1.34	1.52	1.58	1.53
11/2/2019 13:15	1.43	1.42	1.47	1.35	1.52	1.58	1.52
11/2/2019 13:30	1.43	1.42	1.47	1.37	1.52	1.58	1.53
11/2/2019 13:45	1.43	1.42	1.47	1.36	1.52	1.58	1.54
11/2/2019 14:00	1.43	1.43	1.46	1.37	1.53	1.58	1.53
11/2/2019 14:15	1.44	1.43	1.5	1.35	1.53	1.6	1.53
11/2/2019 14:30	1.43	1.43	1.53	1.38	1.53	1.61	1.53
11/2/2019 14:45	1.43	1.42	1.48	1.37	1.54	1.6	1.54
11/2/2019 15:00	1.42	1.42	1.47	1.4	1.54	1.59	1.54
11/2/2019 15:15	1.42	1.43	1.47	1.39	1.54	1.55	1.55
11/2/2019 15:30	1.43	1.43	1.45	1.4	1.53	1.54	1.55
11/2/2019 15:45	1.43	1.42	1.45	1.42	1.53	1.55	1.56
11/2/2019 16:00	1.42	1.41	1.45	1.4	1.53	1.55	1.56
11/2/2019 16:15	1.41	1.4	1.45	1.39	1.52	1.52	1.56
11/2/2019 16:30	1.4	1.41	1.42	1.41	1.51	1.52	1.56
11/2/2019 16:45	1.41	1.4	1.43	1.4	1.52	1.52	1.56
11/2/2019 17:00	1.41	1.41	1.43	1.4	1.52	1.53	1.56
11/2/2019 17:15	1.42	1.41	1.43	1.39	1.51	1.52	1.55
11/2/2019 17:30	1.41	1.41	1.41	1.38	1.51	1.51	1.55
11/2/2019 17:45	1.41	1.41	1.42	1.35	1.51	1.52	1.55
11/2/2019 18:00	1.41	1.41	1.43	1.35	1.51	1.52	1.54
11/2/2019 18:15	1.41	1.42	1.43	1.35	1.5	1.52	1.54

Date Time	K-Plant						
	K-Plant Intake #1 °C	K-Plant Intake #2 °C	EMD Plant Intake °C	Cat Plant Intake °C	K-Plant Discharge °C	EMD Plant Discharge °C	Cat Plant Discharge °C
11/2/2019 18:30	1.41	1.42	1.43	1.37	1.5	1.52	1.53
11/2/2019 18:45	1.42	1.42	1.45	1.39	1.5	1.54	1.54
11/2/2019 19:00	1.4	1.41	1.45	1.39	1.51	1.54	1.54
11/2/2019 19:15	1.4	1.41	1.43	1.39	1.51	1.53	1.55
11/2/2019 19:30	1.42	1.43	1.45	1.39	1.51	1.54	1.55
11/2/2019 19:45	1.41	1.42	1.45	1.39	1.51	1.54	1.55
11/2/2019 20:00	1.41	1.4	1.45	1.42	1.51	1.55	1.55
11/2/2019 20:15	1.4	1.42	1.46	1.39	1.51	1.54	1.56
11/2/2019 20:30	1.4	1.41	1.45	1.43	1.51	1.55	1.56
11/2/2019 20:45	1.39	1.4	1.47	1.41	1.51	1.54	1.55
11/2/2019 21:00	1.4	1.39	1.46	1.34	1.51	1.56	1.54
11/2/2019 21:15	1.41	1.41	1.46	1.34	1.5	1.55	1.52
11/2/2019 21:30	1.39	1.4	1.43	1.35	1.5	1.55	1.52
11/2/2019 21:45	1.39	1.39	1.47	1.33	1.5	1.54	1.53
11/2/2019 22:00	1.4	1.39	1.48	1.32	1.51	1.55	1.51
11/2/2019 22:15	1.4	1.39	1.47	1.32	1.51	1.55	1.51
11/2/2019 22:30	1.38	1.38	1.46	1.34	1.51	1.55	1.5
11/2/2019 22:45	1.39	1.39	1.47	1.35	1.51	1.56	1.49
11/2/2019 23:00	1.39	1.39	1.45	1.36	1.51	1.55	1.49
11/2/2019 23:15	1.41	1.39	1.47	1.34	1.5	1.55	1.51
11/2/2019 23:30	1.4	1.39	1.47	1.35	1.5	1.56	1.51
11/2/2019 23:45	1.4	1.39	1.47	1.36	1.5	1.56	1.51
11/3/2019 0:00	1.4	1.38	1.46	1.37	1.5	1.56	1.52
11/3/2019 0:15	1.4	1.39	1.46	1.37	1.5	1.56	1.52
11/3/2019 0:30	1.4	1.4	1.46	1.37	1.5	1.56	1.52
11/3/2019 0:45	1.4	1.39	1.46	1.37	1.5	1.55	1.52
11/3/2019 1:00	1.4	1.39	1.46	1.37	1.49	1.55	1.52
11/3/2019 1:15	1.4	1.39	1.45	1.38	1.49	1.55	1.52
11/3/2019 1:30	1.39	1.39	1.45	1.38	1.49	1.54	1.52
11/3/2019 1:45	1.39	1.39	1.45	1.37	1.49	1.55	1.52
11/3/2019 2:00	1.39	1.4	1.46	1.39	1.49	1.55	1.52
11/3/2019 2:15	1.39	1.4	1.46	1.39	1.49	1.55	1.53
11/3/2019 2:30	1.39	1.41	1.47	1.39	1.49	1.55	1.53
11/3/2019 2:45	1.43	1.43	1.47	1.38	1.49	1.54	1.53
11/3/2019 3:00	1.41	1.4	1.45	1.38	1.49	1.53	1.53
11/3/2019 3:15	1.4	1.4	1.45	1.38	1.5	1.53	1.53
11/3/2019 3:30	1.4	1.4	1.43	1.37	1.49	1.5	1.53
11/3/2019 3:45	1.39	1.4	1.43	1.37	1.49	1.51	1.53
11/3/2019 4:00	1.39	1.42	1.43	1.38	1.49	1.5	1.53
11/3/2019 4:15	1.38	1.38	1.42	1.37	1.49	1.48	1.52
11/3/2019 4:30	1.37	1.36	1.43	1.37	1.49	1.49	1.52
11/3/2019 4:45	1.37	1.36	1.43	1.35	1.48	1.51	1.52
11/3/2019 5:00	1.36	1.36	1.39	1.35	1.47	1.48	1.52
11/3/2019 5:15	1.35	1.36	1.42	1.36	1.48	1.48	1.51

Date Time	K-Plant						
	K-Plant Intake #1 °C	K-Plant Intake #2 °C	EMD Plant Intake °C	Cat Plant Intake °C	K-Plant Discharge °C	EMD Plant Discharge °C	Cat Plant Discharge °C
11/3/2019 5:30	1.36	1.36	1.42	1.37	1.47	1.5	1.51
11/3/2019 5:45	1.36	1.37	1.41	1.37	1.47	1.48	1.52
11/3/2019 6:00	1.37	1.38	1.42	1.35	1.47	1.48	1.52
11/3/2019 6:15	1.35	1.36	1.41	1.35	1.47	1.49	1.51
11/3/2019 6:30	1.34	1.37	1.42	1.37	1.47	1.49	1.51
11/3/2019 6:45	1.36	1.38	1.42	1.36	1.47	1.5	1.51
11/3/2019 7:00	1.36	1.35	1.41	1.35	1.47	1.5	1.51
11/3/2019 7:15	1.35	1.34	1.41	1.36	1.47	1.5	1.51
11/3/2019 7:30	1.35	1.34	1.41	1.34	1.46	1.5	1.5
11/3/2019 7:45	1.35	1.34	1.4	1.34	1.46	1.49	1.5
11/3/2019 8:00	1.35	1.34	1.39	1.32	1.46	1.49	1.49
11/3/2019 8:15	1.34	1.34	1.4	1.34	1.46	1.48	1.48
11/3/2019 8:30	1.36	1.35	1.39	1.33	1.46	1.47	1.48
11/3/2019 8:45	1.35	1.35	1.38	1.31	1.46	1.47	1.48
11/3/2019 9:00	1.35	1.35	1.38	1.3	1.46	1.46	1.47
11/3/2019 9:15	1.36	1.34	1.37	1.29	1.46	1.46	1.46
11/3/2019 9:30	1.34	1.33	1.36	1.29	1.46	1.45	1.45
11/3/2019 9:45	1.35	1.34	1.37	1.28	1.46	1.45	1.44
11/3/2019 10:00	1.36	1.38	1.38	1.3	1.45	1.47	1.44
11/3/2019 10:15	1.38	1.4	1.37	1.31	1.45	1.46	1.45
11/3/2019 10:30	1.38	1.39	1.4	1.34	1.46	1.47	1.47
11/3/2019 10:45	1.38	1.4	1.41	1.3	1.46	1.49	1.47
11/3/2019 11:00	1.39	1.4	1.42	1.34	1.46	1.5	1.47
11/3/2019 11:15	1.4	1.4	1.43	1.34	1.45	1.51	1.48
11/3/2019 11:30	1.39	1.38	1.44	1.35	1.45	1.51	1.48
11/3/2019 11:45	1.38	1.38	1.43	1.35	1.44	1.5	1.48
11/3/2019 12:00	1.37	1.36	1.43	1.34	1.45	1.5	1.48
11/3/2019 12:15	1.36	1.37	1.43	1.32	1.45	1.51	1.48
11/3/2019 12:30	1.36	1.38	1.42	1.34	1.45	1.5	1.48
11/3/2019 12:45	1.37	1.39	1.42	1.34	1.45	1.49	1.48
11/3/2019 13:00	1.37	1.39	1.41	1.34	1.45	1.49	1.48
11/3/2019 13:15	1.36	1.36	1.41	1.34	1.45	1.49	1.48
11/3/2019 13:30	1.35	1.39	1.42	1.34	1.45	1.49	1.48
11/3/2019 13:45	1.39	1.39	1.42	1.32	1.45	1.49	1.48
11/3/2019 14:00	1.37	1.38	1.42	1.32	1.46	1.48	1.47
11/3/2019 14:15	1.37	1.36	1.42	1.3	1.46	1.49	1.47
11/3/2019 14:30	1.36	1.37	1.42	1.31	1.47	1.49	1.46
11/3/2019 14:45	1.36	1.38	1.41	1.31	1.47	1.48	1.46
11/3/2019 15:00	1.37	1.37	1.43	1.31	1.47	1.52	1.46
11/3/2019 15:15	1.36	1.37	1.45	1.35	1.47	1.52	1.47
11/3/2019 15:30	1.37	1.37	1.43	1.33	1.47	1.5	1.48
11/3/2019 15:45	1.37	1.37	1.45	1.33	1.48	1.51	1.48
11/3/2019 16:00	1.36	1.37	1.45	1.31	1.48	1.52	1.48
11/3/2019 16:15	1.37	1.37	1.45	1.34	1.48	1.51	1.47

Date Time	K-Plant						
	K-Plant Intake #1 °C	K-Plant Intake #2 °C	EMD Plant Intake °C	Cat Plant Intake °C	K-Plant Discharge °C	EMD Plant Discharge °C	Cat Plant Discharge °C
11/3/2019 16:30	1.37	1.37	1.48	1.34	1.48	1.53	1.47
11/3/2019 16:45	1.37	1.37	1.45	1.34	1.48	1.53	1.48
11/3/2019 17:00	1.37	1.37	1.57	1.34	1.47	1.58	1.49
11/3/2019 17:15	1.36	1.37	1.52	1.37	1.47	1.57	1.49
11/3/2019 17:30	1.36	1.37	1.52	1.38	1.47	1.58	1.49
11/3/2019 17:45	1.36	1.37	1.53	1.34	1.47	1.68	1.49
11/3/2019 18:00	1.36	1.36	1.54	1.33	1.47	3.75	1.49
11/3/2019 18:15	1.36	1.36	1.54	1.34	1.47	4.65	1.49
11/3/2019 18:30	1.37	1.36	1.52	1.36	1.46	4.73	1.49
11/3/2019 18:45	1.36	1.36	1.49	1.32	1.46	4.75	1.48
11/3/2019 19:00	1.37	1.36	1.49	1.37	1.46	4.77	1.48
11/3/2019 19:15	1.36	1.36	1.47	1.37	1.46	4.81	1.49
11/3/2019 19:30	1.35	1.36	1.52	1.35	1.46	4.84	1.5
11/3/2019 19:45	1.36	1.36	1.47	1.33	1.46	4.87	1.5
11/3/2019 20:00	1.36	1.36	1.54	1.31	1.46	4.84	1.49
11/3/2019 20:15	1.37	1.36	1.52	1.32	1.46	4.14	1.49
11/3/2019 20:30	1.36	1.37	1.51	1.35	1.45	3.34	1.49
11/3/2019 20:45	1.36	1.37	1.54	1.37	1.45	2.19	1.5
11/3/2019 21:00	1.35	1.36	1.51	1.39	1.45	1.67	1.5
11/3/2019 21:15	1.35	1.37	1.52	1.4	1.45	1.66	1.51
11/3/2019 21:30	1.36	1.37	1.55	1.39	1.45	1.66	1.51
11/3/2019 21:45	1.36	1.37	1.53	1.39	1.45	1.66	1.52
11/3/2019 22:00	1.36	1.37	1.51	1.4	1.44	1.64	1.52
11/3/2019 22:15	1.35	1.36	1.53	1.4	1.44	1.62	1.53
11/3/2019 22:30	1.35	1.36	1.51	1.39	1.44	1.61	1.52
11/3/2019 22:45	1.35	1.36	1.47	1.38	1.44	1.6	1.52
11/3/2019 23:00	1.35	1.36	1.49	1.34	1.44	1.58	1.51
11/3/2019 23:15	1.36	1.36	1.45	1.34	1.43	1.57	1.5
11/3/2019 23:30	1.35	1.36	1.49	1.32	1.43	1.58	1.5
11/3/2019 23:45	1.35	1.36	1.48	1.37	1.43	1.58	1.49
11/4/2019 0:00	1.34	1.35	1.48	1.35	1.43	1.58	1.5
11/4/2019 0:15	1.34	1.35	1.5	1.36	1.44	1.57	1.49
11/4/2019 0:30	1.34	1.35	1.53	1.37	1.43	1.61	1.5
11/4/2019 0:45	1.35	1.35	1.53	1.35	1.43	1.59	1.5
11/4/2019 1:00	1.35	1.35	1.51	1.36	1.42	1.59	1.5
11/4/2019 1:15	1.34	1.35	1.53	1.33	1.42	1.65	1.5
11/4/2019 1:30	1.35	1.36	1.56	1.39	1.43	1.66	1.48
11/4/2019 1:45	1.35	1.36	1.57	1.4	1.43	1.65	1.5
11/4/2019 2:00	1.34	1.35	1.57	1.37	1.43	1.63	1.5
11/4/2019 2:15	1.34	1.35	1.49	1.35	1.43	1.61	1.49
11/4/2019 2:30	1.35	1.36	1.53	1.33	1.43	1.58	1.49
11/4/2019 2:45	1.34	1.35	1.51	1.32	1.43	1.57	1.48
11/4/2019 3:00	1.34	1.34	1.49	1.32	1.43	1.57	1.48
11/4/2019 3:15	1.34	1.34	1.48	1.32	1.43	1.55	1.47

Date Time	K-Plant						
	K-Plant Intake #1 °C	K-Plant Intake #2 °C	EMD Plant Intake °C	Cat Plant Intake °C	K-Plant Discharge °C	EMD Plant Discharge °C	Cat Plant Discharge °C
11/4/2019 3:30	1.34	1.34	1.46	1.37	1.43	1.53	1.48
11/4/2019 3:45	1.34	1.34	1.48	1.38	1.43	1.54	1.49
11/4/2019 4:00	1.33	1.34	1.46	1.38	1.43	1.54	1.5
11/4/2019 4:15	1.33	1.34	1.45	1.38	1.43	1.54	1.5
11/4/2019 4:30	1.33	1.34	1.45	1.37	1.42	1.54	1.5
11/4/2019 4:45	1.33	1.34	1.47	1.39	1.42	1.55	1.5
11/4/2019 5:00	1.33	1.34	1.47	1.33	1.43	1.54	1.51
11/4/2019 5:15	1.33	1.34	1.5	1.38	1.42	1.57	1.49
11/4/2019 5:30	1.34	1.34	1.5	1.33	1.42	1.57	1.5
11/4/2019 5:45	1.34	1.34	1.49	1.33	1.42	1.56	1.48
11/4/2019 6:00	1.34	1.35	1.49	1.33	1.42	1.57	1.48
11/4/2019 6:15	1.34	1.35	1.51	1.34	1.43	1.59	1.48
11/4/2019 6:30	1.34	1.35	1.55	1.38	1.43	1.61	1.49
11/4/2019 6:45	1.34	1.35	1.54	1.39	1.43	1.61	1.5
11/4/2019 7:00	1.34	1.35	1.55	1.4	1.43	1.62	1.52
11/4/2019 7:15	1.34	1.35	1.54	1.4	1.42	1.62	1.52
11/4/2019 7:30	1.33	1.35	1.5	1.38	1.42	1.58	1.52
11/4/2019 7:45	1.34	1.35	1.49	1.34	1.42	1.58	1.51
11/4/2019 8:00	1.34	1.36	1.49	1.34	1.42	1.56	1.51
11/4/2019 8:15	1.35	1.36	1.49	1.33	1.42	1.57	1.49
11/4/2019 8:30	1.35	1.35	1.47	1.33	1.43	1.58	1.48
11/4/2019 8:45	1.34	1.35	1.53	1.32	1.43	1.59	1.48
11/4/2019 9:00	1.34	1.35	1.52	1.33	1.43	1.58	1.47
11/4/2019 9:15	1.35	1.35	1.51	1.37	1.43	1.58	1.49
11/4/2019 9:30	1.34	1.35	1.54	1.39	1.43	1.61	1.51
11/4/2019 9:45	1.34	1.35	1.54	1.42	1.43	1.61	1.51
11/4/2019 10:00	1.35	1.35	1.54	1.42	1.43	1.62	1.54
11/4/2019 10:15	1.35	1.36	1.57	1.43	1.43	1.63	1.55
11/4/2019 10:30	1.35	1.37	1.53	1.43	1.43	1.63	1.57
11/4/2019 10:45	1.35	1.36	1.54	1.38	1.43	1.64	1.58
11/4/2019 11:00	1.35	1.36	1.52	1.4	1.44	1.63	1.58
11/4/2019 11:15	1.35	1.36	1.49	1.38	1.44	1.6	1.58
11/4/2019 11:30	1.36	1.36	1.48	1.36	1.45	1.6	1.58
11/4/2019 11:45	1.35	1.36	1.47	1.39	1.45	1.58	1.59
11/4/2019 12:00	1.35	1.36	1.48	1.4	1.44	1.58	1.6
11/4/2019 12:15	1.35	1.36	1.48	1.37	1.44	1.58	1.61
11/4/2019 12:30	1.35	1.36	1.49	1.37	1.44	1.6	1.61
11/4/2019 12:45	1.35	1.36	1.51	1.35	1.45	1.63	1.62
11/4/2019 13:00	1.35	1.36	1.5	1.35	1.45	1.61	1.62
11/4/2019 13:15	1.35	1.36	1.49	1.37	1.45	1.59	1.62
11/4/2019 13:30	1.35	1.36	1.5	1.36	1.46	1.59	1.63
11/4/2019 13:45	1.35	1.36	1.5	1.37	1.46	1.59	1.63
11/4/2019 14:00	1.36	1.36	1.47	1.35	1.46	1.57	1.64
11/4/2019 14:15	1.36	1.36	1.46	1.35	1.46	1.57	1.64

Date Time	K-Plant						
	K-Plant Intake #1 °C	K-Plant Intake #2 °C	EMD Plant Intake °C	Cat Plant Intake °C	K-Plant Discharge °C	EMD Plant Discharge °C	Cat Plant Discharge °C
11/4/2019 14:30	1.35	1.37	1.58	1.37	1.46	1.66	1.64
11/4/2019 14:45	1.35	1.36	1.56	1.35	1.46	1.65	1.64
11/4/2019 15:00	1.36	1.36	1.57	1.34	1.47	1.64	1.62
11/4/2019 15:15	1.36	1.36	1.53	1.34	1.47	1.63	2.05
11/4/2019 15:30	1.36	1.36	1.56	1.35	1.47	1.66	1.53
11/4/2019 15:45	1.35	1.36	1.58	1.34	1.47	1.68	1.51
11/4/2019 16:00	1.36	1.36	1.55	1.34	1.47	1.65	1.51
11/4/2019 16:15	1.36	1.37	1.59	1.34	1.47	1.61	1.51
11/4/2019 16:30	1.36	1.37	1.6	1.34	1.47	1.64	1.51
11/4/2019 16:45	1.36	1.38	1.57	1.36	1.47	1.66	1.51
11/4/2019 17:00	1.36	1.37	1.57	1.35	1.47	1.64	1.51
11/4/2019 17:15	1.36	1.37	1.56	1.36	1.48	1.66	1.51
11/4/2019 17:30	1.36	1.37	1.56	1.36	1.48	4.61	1.51
11/4/2019 17:45	1.36	1.37	1.53	1.36	1.48	5.24	1.52
11/4/2019 18:00	1.36	1.37	1.49	1.35	1.47	5.26	1.52
11/4/2019 18:15	1.36	1.37	1.52	1.35	1.47	5.32	1.52
11/4/2019 18:30	1.36	1.36	1.5	1.33	1.47	5.31	1.51
11/4/2019 18:45	1.36	1.36	1.49	1.36	1.47	5.29	1.51
11/4/2019 19:00	1.36	1.37	1.52	1.38	1.47	5.34	1.52
11/4/2019 19:15	1.36	1.37	1.52	1.33	1.47	5.4	1.52
11/4/2019 19:30	1.36	1.37	1.54	1.38	1.47	5.36	1.52
11/4/2019 19:45	1.36	1.37	1.54	1.36	1.47	5.4	1.52
11/4/2019 20:00	1.36	1.37	1.57	1.36	1.47	5.37	1.53
11/4/2019 20:15	1.36	1.37	1.59	1.37	1.46	5.46	1.53
11/4/2019 20:30	1.36	1.38	1.62	1.4	1.46	5.43	1.53
11/4/2019 20:45	1.37	1.38	1.61	1.39	1.46	5.43	1.54
11/4/2019 21:00	1.38	1.38	1.58	1.39	1.46	5.43	1.55
11/4/2019 21:15	1.38	1.38	1.55	1.39	1.46	4.17	1.56
11/4/2019 21:30	1.38	1.38	1.58	1.43	1.47	2.32	1.56
11/4/2019 21:45	1.37	1.38	1.58	1.41	1.48	1.74	1.57
11/4/2019 22:00	1.38	1.38	1.58	1.41	1.48	1.7	1.58
11/4/2019 22:15	1.39	1.38	1.56	1.42	1.49	1.69	1.58
11/4/2019 22:30	1.38	1.39	1.55	1.43	1.49	1.68	1.58
11/4/2019 22:45	1.38	1.39	1.54	1.44	1.49	1.7	1.58
11/4/2019 23:00	1.38	1.39	1.6	1.36	1.5	1.69	1.58
11/4/2019 23:15	1.38	1.39	1.6	1.41	1.49	1.7	1.57
11/4/2019 23:30	1.38	1.39	1.56	1.39	1.49	1.67	1.56
11/4/2019 23:45	1.38	1.39	1.55	1.39	1.49	1.68	1.56
11/5/2019 0:00	1.38	1.39	1.57	1.39	1.48	1.7	1.55
11/5/2019 0:15	1.38	1.38	1.6	1.38	1.48	1.7	1.56
11/5/2019 0:30	1.38	1.38	1.64	1.4	1.47	1.75	1.56
11/5/2019 0:45	1.37	1.38	1.61	1.41	1.47	1.72	1.57
11/5/2019 1:00	1.37	1.37	1.63	1.41	1.47	1.69	1.57
11/5/2019 1:15	1.37	1.37	1.58	1.43	1.47	1.69	1.56

Date Time	K-Plant						
	K-Plant Intake #1 °C	K-Plant Intake #2 °C	EMD Plant Intake °C	Cat Plant Intake °C	K-Plant Discharge °C	EMD Plant Discharge °C	Cat Plant Discharge °C
11/5/2019 1:30	1.38	1.38	1.5	1.37	1.47	1.66	1.57
11/5/2019 1:45	1.37	1.39	1.53	1.4	1.48	1.64	1.56
11/5/2019 2:00	1.38	1.39	1.53	1.4	1.49	1.63	1.57
11/5/2019 2:15	1.38	1.4	1.52	1.4	1.5	1.64	1.56
11/5/2019 2:30	1.38	1.39	1.48	1.42	1.51	1.61	1.56
11/5/2019 2:45	1.38	1.39	1.51	1.39	1.5	1.62	1.56
11/5/2019 3:00	1.38	1.41	1.49	1.41	1.5	1.59	1.56
11/5/2019 3:15	1.39	1.41	1.49	1.4	1.5	1.57	1.56
11/5/2019 3:30	1.39	1.41	1.49	1.38	1.51	1.58	1.56
11/5/2019 3:45	1.39	1.42	1.46	1.37	1.51	1.57	1.55
11/5/2019 4:00	1.4	1.43	1.48	1.35	1.51	1.57	1.54
11/5/2019 4:15	1.41	1.42	1.45	1.36	1.51	1.57	1.53
11/5/2019 4:30	1.41	1.41	1.49	1.35	1.51	1.57	1.53
11/5/2019 4:45	1.41	1.41	1.45	1.36	1.51	1.56	1.52
11/5/2019 5:00	1.42	1.41	1.45	1.35	1.51	1.55	1.53
11/5/2019 5:15	1.42	1.41	1.47	1.36	1.5	1.56	1.52
11/5/2019 5:30	1.41	1.41	1.62	1.41	1.5	1.62	1.53
11/5/2019 5:45	1.41	1.39	1.64	1.3	1.51	1.67	1.54
11/5/2019 6:00	1.4	1.39	1.55	1.38	1.5	1.67	1.54
11/5/2019 6:15	1.4	1.4	1.53	1.41	1.5	1.64	1.54
11/5/2019 6:30	1.39	1.41	1.51	1.37	1.49	1.61	1.55
11/5/2019 6:45	1.4	1.4	1.48	1.41	1.49	1.6	1.55
11/5/2019 7:00	1.39	1.39	1.46	1.39	1.49	1.59	1.55
11/5/2019 7:15	1.4	1.39	1.45	1.37	1.5	1.56	1.55
11/5/2019 7:30	1.4	1.4	1.44	1.38	1.5	1.56	1.55
11/5/2019 7:45	1.37	1.4	1.46	1.38	1.51	1.57	1.55
11/5/2019 8:00	1.37	1.4	1.44	1.37	1.5	1.56	1.54
11/5/2019 8:15	1.36	1.43	1.43	1.37	1.5	1.55	1.53
11/5/2019 8:30	1.38	1.41	1.44	1.38	1.51	1.55	1.53
11/5/2019 8:45	1.36	1.4	1.46	1.36	1.51	1.55	1.54
11/5/2019 9:00	1.35	1.39	1.46	1.38	1.5	3.1	1.53
11/5/2019 9:15	1.35	1.38	1.47	1.4	1.5	5.01	1.54
11/5/2019 9:30	1.36	1.38	1.48	1.42	1.49	5.29	1.55
11/5/2019 9:45	1.35	1.37	1.5	1.42	1.49	5.33	1.56
11/5/2019 10:00	1.35	1.36	1.51	1.41	1.49	5.35	1.56
11/5/2019 10:15	1.35	1.36	1.53	1.42	1.49	5.33	1.56
11/5/2019 10:30	1.36	1.36	1.51	1.43	1.48	5.37	1.57
11/5/2019 10:45	1.36	1.37	1.54	1.42	1.47	5.39	1.58
11/5/2019 11:00	1.36	1.37	1.52	1.43	1.48	5.38	1.57
11/5/2019 11:15	1.36	1.37	1.48	1.39	1.48	5.34	1.58
11/5/2019 11:30	1.36	1.37	1.48	1.39	1.48	5.36	1.56
11/5/2019 11:45	1.37	1.37	1.47	1.39	1.48	5.39	1.56
11/5/2019 12:00	1.37	1.37	1.47	1.38	1.49	5.39	1.55
11/5/2019 12:15	1.37	1.37	1.47	1.38	1.49	5.38	1.55



Date Time	K-Plant						
	K-Plant Intake #1 °C	K-Plant Intake #2 °C	EMD Plant Intake °C	Cat Plant Intake °C	K-Plant Discharge °C	EMD Plant Discharge °C	Cat Plant Discharge °C
11/5/2019 12:30	1.37	1.37	1.46	1.38	1.49	5.41	1.55
11/5/2019 12:45	1.37	1.37	1.56	1.37	1.5	5.44	1.54
11/5/2019 13:00	1.37	1.38	1.58	1.36	1.5	5.44	1.54
11/5/2019 13:15	1.37	1.38	1.58	1.36	1.51	5.46	1.53
11/5/2019 13:30	1.38	1.38	1.51	1.33	1.51	5.45	1.53
11/5/2019 13:45	1.38	1.38	1.53	1.35	1.51	5.45	1.52
11/5/2019 14:00	1.38	1.38	1.54	1.36	1.51	5.49	1.52
11/5/2019 14:15	1.38	1.39	1.56	1.32	1.5	5.48	1.53
11/5/2019 14:30	1.38	1.39	1.59	1.37	1.5	5.5	1.52
11/5/2019 14:45	1.38	1.39	1.6	1.38	1.51	3.8	1.53
11/5/2019 15:00	1.38	1.39	1.6	1.37	1.5	2.27	1.54
11/5/2019 15:15	1.38	1.39	1.58	1.4	1.5	1.72	1.55
11/5/2019 15:30	1.38	1.39	1.61	1.41	1.51	1.72	1.56
11/5/2019 15:45	1.38	1.39	1.6	1.43	1.51	1.73	1.57
11/5/2019 16:00	1.38	1.39	1.58	1.44	1.51	1.73	1.57
11/5/2019 16:15	1.39	1.39	1.57	1.43	1.51	1.72	1.58
11/5/2019 16:30	1.39	1.39	1.57	1.4	1.51	1.72	1.58
11/5/2019 16:45	1.39	1.39	1.62	1.42	1.51	1.79	1.57
11/5/2019 17:00	1.39	1.39	1.62	1.43	1.51	4.4	1.58
11/5/2019 17:15	1.39	1.39	1.57	1.44	1.51	5.58	1.58
11/5/2019 17:30	1.39	1.39	1.57	1.43	1.51	5.62	1.58
11/5/2019 17:45	1.38	1.39	1.56	1.42	1.5	5.67	1.58
11/5/2019 18:00	1.38	1.38	1.55	1.43	1.5	5.59	1.58
11/5/2019 18:15	1.38	1.38	1.53	1.42	1.5	5.64	1.58
11/5/2019 18:30	1.38	1.39	1.52	1.42	1.5	5.56	1.58
11/5/2019 18:45	1.38	1.39	1.58	1.41	1.5	5.65	1.58
11/5/2019 19:00	1.39	1.39	1.57	1.39	1.5	5.66	1.57
11/5/2019 19:15	1.4	1.4	1.57	1.38	1.51	5.64	1.56
11/5/2019 19:30	1.4	1.41	1.55	1.4	1.51	5.65	1.56
11/5/2019 19:45	1.4	1.41	1.55	1.39	1.51	5.66	1.56
11/5/2019 20:00	1.41	1.42	1.59	1.38	1.52	5.69	1.56
11/5/2019 20:15	1.41	1.42	1.53	1.39	1.52	5.68	1.56
11/5/2019 20:30	1.41	1.42	1.51	1.39	1.53	5.66	1.56
11/5/2019 20:45	1.42	1.42	1.57	1.41	1.53	5.72	1.56
11/5/2019 21:00	1.42	1.42	1.54	1.41	1.53	5.67	1.57
11/5/2019 21:15	1.42	1.42	1.54	1.41	1.53	5.68	1.56
11/5/2019 21:30	1.42	1.42	1.53	1.39	1.53	5.67	1.56
11/5/2019 21:45	1.42	1.42	1.52	1.39	1.53	4.52	1.56
11/5/2019 22:00	1.42	1.42	1.53	1.36	1.52	2.23	1.55
11/5/2019 22:15	1.42	1.42	1.49	1.36	1.52	1.65	1.54
11/5/2019 22:30	1.42	1.42	1.48	1.36	1.52	1.6	1.54
11/5/2019 22:45	1.42	1.43	1.49	1.39	1.53	1.6	1.53
11/5/2019 23:00	1.42	1.42	1.49	1.38	1.54	1.61	1.54
11/5/2019 23:15	1.42	1.42	1.5	1.4	1.54	1.62	1.55

Date Time	K-Plant						
	K-Plant Intake #1 °C	K-Plant Intake #2 °C	EMD Plant Intake °C	Cat Plant Intake °C	K-Plant Discharge °C	EMD Plant Discharge °C	Cat Plant Discharge °C
11/5/2019 23:30	1.43	1.42	1.5	1.4	1.54	1.63	1.55
11/5/2019 23:45	1.42	1.4	1.53	1.42	1.53	1.63	1.55
11/6/2019 0:00	1.42	1.4	1.52	1.42	1.52	1.66	1.56
11/6/2019 0:15	1.42	1.4	1.56	1.43	1.51	1.64	1.57
11/6/2019 0:30	1.43	1.4	1.58	1.42	1.51	1.69	1.58
11/6/2019 0:45	1.43	1.4	1.57	1.37	1.5	1.68	1.58
11/6/2019 1:00	1.42	1.4	1.55	1.36	1.49	1.67	1.55
11/6/2019 1:15	1.42	1.42	1.55	1.42	1.49	1.68	1.55
11/6/2019 1:30	1.42	1.43	1.58	1.46	1.5	1.69	1.56
11/6/2019 1:45	1.41	1.42	1.56	1.36	1.5	1.69	1.57
11/6/2019 2:00	1.41	1.42	1.55	1.4	1.5	1.68	1.56
11/6/2019 2:15	1.41	1.41	1.55	1.45	1.51	1.68	1.58
11/6/2019 2:30	1.4	1.42	1.53	1.39	1.51	1.66	1.58
11/6/2019 2:45	1.41	1.4	1.52	1.4	1.5	1.64	1.57
11/6/2019 3:00	1.4	1.4	1.52	1.39	1.51	1.65	1.56
11/6/2019 3:15	1.38	1.4	1.51	1.41	1.5	1.63	1.57
11/6/2019 3:30	1.39	1.39	1.5	1.4	1.51	1.61	1.57
11/6/2019 3:45	1.37	1.4	1.49	1.4	1.51	1.61	1.57
11/6/2019 4:00	1.38	1.4	1.48	1.41	1.51	1.6	1.57
11/6/2019 4:15	1.39	1.41	1.5	1.4	1.51	1.6	1.57
11/6/2019 4:30	1.37	1.41	1.5	1.41	1.51	1.6	1.57
11/6/2019 4:45	1.39	1.41	1.48	1.4	1.5	1.59	1.57
11/6/2019 5:00	1.39	1.41	1.47	1.4	1.5	1.58	1.56
11/6/2019 5:15	1.38	1.41	1.48	1.4	1.5	1.58	1.57
11/6/2019 5:30	1.39	1.41	1.49	1.4	1.51	1.6	1.57
11/6/2019 5:45	1.38	1.4	1.53	1.4	1.51	1.63	1.57
11/6/2019 6:00	1.38	1.41	1.5	1.41	1.5	1.61	1.57
11/6/2019 6:15	1.39	1.42	1.48	1.41	1.5	1.61	1.58
11/6/2019 6:30	1.38	1.41	1.5	1.43	1.5	1.6	1.58
11/6/2019 6:45	1.38	1.41	1.48	1.41	1.51	1.62	1.59
11/6/2019 7:00	1.39	1.39	1.47	1.4	1.51	1.61	1.58
11/6/2019 7:15	1.37	1.4	1.51	1.42	1.51	1.61	1.57
11/6/2019 7:30	1.37	1.4	1.46	1.4	1.51	1.6	1.57
11/6/2019 7:45	1.36	1.39	1.47	1.39	1.5	1.59	1.57
11/6/2019 8:00	1.38	1.39	1.46	1.4	1.5	1.58	1.57
11/6/2019 8:15	1.37	1.38	1.46	1.39	1.5	1.57	1.56
11/6/2019 8:30	1.37	1.38	1.48	1.38	1.5	2.89	1.56
11/6/2019 8:45	1.38	1.38	1.49	1.4	1.5	5.1	1.56
11/6/2019 9:00	1.37	1.38	1.48	1.39	1.5	5.19	1.56
11/6/2019 9:15	1.38	1.38	1.55	1.39	1.5	5.27	1.56
11/6/2019 9:30	1.38	1.38	1.56	1.41	1.5	5.3	1.57
11/6/2019 9:45	1.38	1.39	1.54	1.39	1.5	5.29	1.56
11/6/2019 10:00	1.38	1.38	1.51	1.37	1.5	5.29	1.57
11/6/2019 10:15	1.39	1.38	1.5	1.41	1.5	5.28	1.56

Date Time	K-Plant						
	K-Plant Intake #1 °C	K-Plant Intake #2 °C	EMD Plant Intake °C	Cat Plant Intake °C	K-Plant Discharge °C	EMD Plant Discharge °C	Cat Plant Discharge °C
11/6/2019 10:30	1.39	1.39	1.49	1.4	1.5	5.19	1.57
11/6/2019 10:45	1.38	1.39	1.48	1.41	1.5	2.3	1.57
11/6/2019 11:00	1.38	1.4	1.51	1.42	1.5	1.7	1.57
11/6/2019 11:15	1.38	1.4	1.49	1.42	1.51	1.61	1.58
11/6/2019 11:30	1.37	1.39	1.5	1.42	1.51	1.62	1.58
11/6/2019 11:45	1.38	1.39	1.49	1.42	1.5	1.6	1.58
11/6/2019 12:00	1.38	1.39	1.48	1.42	1.5	1.6	1.58
11/6/2019 12:15	1.38	1.39	1.48	1.41	1.5	1.58	1.57
11/6/2019 12:30	1.38	1.39	1.48	1.4	1.5	1.6	1.57
11/6/2019 12:45	1.38	1.39	1.47	1.41	1.5	1.59	1.57
11/6/2019 13:00	1.38	1.39	1.55	1.39	1.5	1.64	1.56
11/6/2019 13:15	1.38	1.39	1.54	1.39	1.5	1.63	1.56
11/6/2019 13:30	1.38	1.39	1.55	1.39	1.5	1.65	1.56
11/6/2019 13:45	1.39	1.38	1.56	1.39	1.5	1.65	1.55
11/6/2019 14:00	1.39	1.39	1.51	1.39	1.5	1.62	1.55
11/6/2019 14:15	1.39	1.39	1.53	1.38	1.51	1.63	1.55
11/6/2019 14:30	1.38	1.38	1.53	1.38	1.51	1.63	1.55
11/6/2019 14:45	1.38	1.38	1.53	1.41	1.51	1.64	1.55
11/6/2019 15:00	1.38	1.38	1.52	1.4	1.51	1.64	1.55
11/6/2019 15:15	1.38	1.38	1.58	1.41	1.51	1.68	1.55
11/6/2019 15:30	1.38	1.38	1.58	1.39	1.51	1.69	1.56
11/6/2019 15:45	1.38	1.38	1.58	1.38	1.51	1.66	1.56
11/6/2019 16:00	1.38	1.38	1.58	1.37	1.51	1.66	1.55
11/6/2019 16:15	1.38	1.38	1.55	1.38	1.51	1.64	1.55
11/6/2019 16:30	1.38	1.38	1.51	1.37	1.51	1.62	1.55
11/6/2019 16:45	1.38	1.38	1.54	1.36	1.51	1.63	1.63
11/6/2019 17:00	1.38	1.39	1.53	1.39	1.51	1.61	1.61
11/6/2019 17:15	1.38	1.39	1.48	1.38	1.51	1.59	1.61
11/6/2019 17:30	1.38	1.39	1.51	1.37	1.51	2.43	1.64
11/6/2019 17:45	1.38	1.39	1.5	1.38	1.51	5.1	1.68
11/6/2019 18:00	1.38	1.39	1.53	1.4	1.5	5.32	1.68
11/6/2019 18:15	1.38	1.39	1.52	1.38	1.5	5.34	1.67
11/6/2019 18:30	1.38	1.38	1.49	1.38	1.49	5.35	1.66
11/6/2019 18:45	1.38	1.37	1.48	1.39	1.49	5.34	1.66
11/6/2019 19:00	1.38	1.37	1.48	1.37	1.49	5.36	1.66
11/6/2019 19:15	1.39	1.38	1.51	1.39	1.49	5.36	1.66
11/6/2019 19:30	1.38	1.38	1.47	1.37	1.49	5.37	1.67
11/6/2019 19:45	1.36	1.38	1.52	1.37	1.49	5.39	1.66
11/6/2019 20:00	1.36	1.37	1.53	1.37	1.49	5.4	1.66
11/6/2019 20:15	1.37	1.37	1.47	1.38	1.49	5.38	1.67
11/6/2019 20:30	1.37	1.37	1.48	1.39	1.49	5.37	1.67
11/6/2019 20:45	1.37	1.37	1.49	1.38	1.5	5.35	1.67
11/6/2019 21:00	1.37	1.37	1.47	1.38	1.49	5.36	1.67
11/6/2019 21:15	1.37	1.37	1.49	1.38	1.49	5.37	1.67

Date Time	K-Plant						
	K-Plant Intake #1 °C	K-Plant Intake #2 °C	EMD Plant Intake °C	Cat Plant Intake °C	K-Plant Discharge °C	EMD Plant Discharge °C	Cat Plant Discharge °C
11/6/2019 21:30	1.36	1.37	1.5	1.37	1.49	5.38	1.67
11/6/2019 21:45	1.37	1.37	1.51	1.38	1.49	5.38	1.67
11/6/2019 22:00	1.37	1.37	1.51	1.36	1.49	5.38	1.66
11/6/2019 22:15	1.37	1.37	1.5	1.38	1.49	3.68	1.66
11/6/2019 22:30	1.37	1.37	1.55	1.38	1.49	3.61	1.67
11/6/2019 22:45	1.37	1.37	1.53	1.38	1.49	2.27	1.67
11/6/2019 23:00	1.37	1.38	1.5	1.41	1.49	1.67	1.68
11/6/2019 23:15	1.37	1.38	1.55	1.42	1.49	1.67	1.69
11/6/2019 23:30	1.37	1.37	1.57	1.47	1.49	1.69	1.71
11/6/2019 23:45	1.37	1.38	1.6	1.44	1.49	1.71	1.72
11/7/2019 0:00	1.37	1.38	1.57	1.45	1.49	1.71	1.74
11/7/2019 0:15	1.37	1.38	1.58	1.46	1.49	1.7	1.73
11/7/2019 0:30	1.37	1.38	1.56	1.44	1.49	1.7	1.73
11/7/2019 0:45	1.37	1.38	1.55	1.41	1.49	1.69	1.72
11/7/2019 1:00	1.37	1.38	1.54	1.46	1.49	1.69	1.72
11/7/2019 1:15	1.37	1.38	1.59	1.39	1.49	1.71	1.72
11/7/2019 1:30	1.37	1.38	1.61	1.41	1.49	1.71	1.71
11/7/2019 1:45	1.38	1.38	1.57	1.38	1.49	1.69	1.7
11/7/2019 2:00	1.38	1.38	1.55	1.42	1.49	1.68	1.71
11/7/2019 2:15	1.39	1.38	1.56	1.43	1.49	1.69	1.71
11/7/2019 2:30	1.38	1.38	1.54	1.39	1.49	1.69	1.71
11/7/2019 2:45	1.39	1.4	1.55	1.45	1.49	1.68	1.7
11/7/2019 3:00	1.38	1.4	1.55	1.38	1.5	1.68	1.71
11/7/2019 3:15	1.38	1.4	1.57	1.37	1.5	1.68	1.7
11/7/2019 3:30	1.39	1.4	1.55	1.39	1.51	1.67	1.7
11/7/2019 3:45	1.4	1.41	1.55	1.43	1.51	1.66	1.69
11/7/2019 4:00	1.4	1.43	1.55	1.4	1.51	1.66	1.7
11/7/2019 4:15	1.41	1.43	1.57	1.39	1.52	1.67	1.7
11/7/2019 4:30	1.41	1.43	1.54	1.37	1.52	1.65	1.7
11/7/2019 4:45	1.41	1.43	1.53	1.4	1.52	1.64	1.7
11/7/2019 5:00	1.4	1.43	1.52	1.38	1.52	1.62	1.7
11/7/2019 5:15	1.4	1.42	1.5	1.39	1.52	1.6	1.7
11/7/2019 5:30	1.4	1.43	1.5	1.42	1.53	1.59	1.7
11/7/2019 5:45	1.41	1.42	1.49	1.41	1.52	1.59	1.71
11/7/2019 6:00	1.41	1.41	1.48	1.39	1.52	1.58	1.7
11/7/2019 6:15	1.42	1.4	1.46	1.37	1.52	1.58	1.7
11/7/2019 6:30	1.41	1.39	1.46	1.4	1.52	1.56	1.7
11/7/2019 6:45	1.41	1.4	1.46	1.41	1.52	1.56	1.71
11/7/2019 7:00	1.4	1.39	1.47	1.42	1.52	1.58	1.72
11/7/2019 7:15	1.4	1.4	1.48	1.41	1.51	1.58	1.72
11/7/2019 7:30	1.4	1.4	1.46	1.38	1.5	1.56	1.72
11/7/2019 7:45	1.4	1.4	1.46	1.39	1.5	1.57	1.71
11/7/2019 8:00	1.4	1.4	1.45	1.37	1.49	1.56	1.71
11/7/2019 8:15	1.4	1.4	1.46	1.38	1.49	1.56	1.71

Date Time	K-Plant						
	K-Plant Intake #1 °C	K-Plant Intake #2 °C	EMD Plant Intake °C	Cat Plant Intake °C	K-Plant Discharge °C	EMD Plant Discharge °C	Cat Plant Discharge °C
11/7/2019 8:30	1.4	1.4	1.46	1.4	1.48	2.49	1.7
11/7/2019 8:45	1.4	1.4	1.46	1.38	1.48	3.85	1.71
11/7/2019 9:00	1.39	1.41	1.46	1.39	1.49	3.99	1.7
11/7/2019 9:15	1.39	1.41	1.49	1.38	1.49	4.02	1.7
11/7/2019 9:30	1.39	1.41	1.47	1.37	1.49	4.02	1.7
11/7/2019 9:45	1.39	1.41	1.47	1.38	1.49	4.32	1.7
11/7/2019 10:00	1.38	1.41	1.47	1.39	1.49	4.64	1.71
11/7/2019 10:15	1.38	1.41	1.54	1.36	1.5	4.71	1.71
11/7/2019 10:30	1.39	1.41	1.55	1.36	1.5	4.7	1.7
11/7/2019 10:45	1.38	1.41	1.51	1.36	1.5	4.15	1.71
11/7/2019 11:00	1.38	1.4	1.52	1.41	1.5	2.19	2.31
11/7/2019 11:15	1.38	1.39	1.47	1.41	1.5	1.61	1.57
11/7/2019 11:30	1.38	1.4	1.5	1.42	1.5	1.62	1.57
11/7/2019 11:45	1.38	1.39	1.53	1.41	1.5	1.62	1.57
11/7/2019 12:00	1.38	1.38	1.55	1.43	1.5	1.66	1.58
11/7/2019 12:15	1.38	1.38	1.54	1.43	1.5	1.65	1.58
11/7/2019 12:30	1.37	1.39	1.51	1.41	1.49	1.64	1.58
11/7/2019 12:45	1.37	1.37	1.53	1.41	1.49	1.64	1.58
11/7/2019 13:00	1.37	1.37	1.5	1.37	1.49	1.62	1.57
11/7/2019 13:15	1.37	1.37	1.5	1.35	1.5	1.61	1.57
11/7/2019 13:30	1.37	1.37	1.51	1.39	1.49	1.63	1.55
11/7/2019 13:45	1.37	1.37	1.53	1.4	1.49	1.65	1.56
11/7/2019 14:00	1.37	1.36	1.53	1.38	1.49	1.65	1.57
11/7/2019 14:15	1.37	1.37	1.55	1.41	1.48	1.65	1.56
11/7/2019 14:30	1.37	1.37	1.53	1.38	1.48	1.63	1.57
11/7/2019 14:45	1.37	1.37	1.55	1.38	1.48	1.62	1.65
11/7/2019 15:00	1.37	1.36	1.55	1.38	1.48	1.63	1.62
11/7/2019 15:15	1.36	1.36	1.51	1.42	1.48	1.61	1.61
11/7/2019 15:30	1.36	1.36	1.52	1.42	1.49	1.62	1.7
11/7/2019 15:45	1.36	1.36	1.53	1.42	1.49	1.64	1.72
11/7/2019 16:00	1.36	1.36	1.53	1.43	1.49	1.63	1.73
11/7/2019 16:15	1.36	1.36	1.52	1.43	1.49	1.62	1.74
11/7/2019 16:30	1.36	1.35	1.51	1.43	1.49	1.62	1.74
11/7/2019 16:45	1.36	1.36	1.5	1.42	1.49	1.63	1.74
11/7/2019 17:00	1.35	1.36	1.5	1.41	1.49	1.64	1.74
11/7/2019 17:15	1.36	1.36	1.52	1.39	1.49	1.62	3.36
11/7/2019 17:30	1.36	1.36	1.51	1.38	1.49	1.7	3.01
11/7/2019 17:45	1.36	1.36	1.49	1.36	1.49	3.27	1.66
11/7/2019 18:00	1.36	1.36	1.47	1.36	1.5	3.97	1.67
11/7/2019 18:15	1.36	1.36	1.47	1.38	1.49	4.62	1.68
11/7/2019 18:30	1.36	1.36	1.47	1.37	1.5	4.63	1.69
11/7/2019 18:45	1.36	1.36	1.46	1.37	1.49	5.54	1.7
11/7/2019 19:00	1.37	1.36	1.49	1.36	1.49	5.58	1.7
11/7/2019 19:15	1.37	1.36	1.51	1.36	1.49	5.62	1.71

Date Time	K-Plant						
	K-Plant Intake #1 °C	K-Plant Intake #2 °C	EMD Plant Intake °C	Cat Plant Intake °C	K-Plant Discharge °C	EMD Plant Discharge °C	Cat Plant Discharge °C
11/7/2019 19:30	1.37	1.37	1.49	1.35	1.49	5.66	1.71
11/7/2019 19:45	1.37	1.37	1.5	1.35	1.49	5.66	1.71
11/7/2019 20:00	1.37	1.37	1.5	1.35	1.49	5.61	1.7
11/7/2019 20:15	1.37	1.37	1.49	1.36	1.5	5.62	1.71
11/7/2019 20:30	1.37	1.38	1.51	1.35	1.5	5.64	1.72
11/7/2019 20:45	1.37	1.38	1.52	1.39	1.5	5.62	1.72
11/7/2019 21:00	1.37	1.38	1.52	1.38	1.5	5.62	1.73
11/7/2019 21:15	1.37	1.38	1.47	1.39	1.5	5.62	1.73
11/7/2019 21:30	1.37	1.38	1.48	1.36	1.5	5.64	1.73
11/7/2019 21:45	1.37	1.38	1.49	1.4	1.5	4.8	1.73
11/7/2019 22:00	1.38	1.38	1.49	1.38	1.5	3.7	1.73
11/7/2019 22:15	1.37	1.39	1.52	1.39	1.5	3.66	1.73
11/7/2019 22:30	1.38	1.39	1.52	1.41	1.5	3.65	1.74
11/7/2019 22:45	1.38	1.39	1.48	1.39	1.5	2.06	1.74
11/7/2019 23:00	1.39	1.39	1.5	1.35	1.49	1.61	1.73
11/7/2019 23:15	1.38	1.39	1.48	1.35	1.49	1.61	1.72
11/7/2019 23:30	1.38	1.39	1.51	1.4	1.5	1.61	1.72
11/7/2019 23:45	1.38	1.39	1.52	1.4	1.5	1.62	1.73
11/8/2019 0:00	1.38	1.39	1.56	1.4	1.5	1.65	1.73
11/8/2019 0:15	1.38	1.39	1.54	1.41	1.49	1.67	1.73
11/8/2019 0:30	1.38	1.39	1.59	1.41	1.49	1.69	1.73
11/8/2019 0:45	1.38	1.39	1.55	1.42	1.49	1.66	1.73
11/8/2019 1:00	1.39	1.39	1.54	1.41	1.49	1.65	1.74
11/8/2019 1:15	1.39	1.4	1.55	1.36	1.5	1.64	1.74
11/8/2019 1:30	1.39	1.4	1.54	1.36	1.5	1.62	1.73
11/8/2019 1:45	1.39	1.41	1.5	1.37	1.5	1.62	1.72
11/8/2019 2:00	1.39	1.4	1.51	1.36	1.5	1.63	1.72
11/8/2019 2:15	1.39	1.4	1.51	1.4	1.5	1.61	1.71
11/8/2019 2:30	1.39	1.4	1.52	1.39	1.5	1.6	1.71
11/8/2019 2:45	1.39	1.4	1.5	1.39	1.5	1.61	1.72
11/8/2019 3:00	1.39	1.41	1.51	1.39	1.5	1.6	1.72
11/8/2019 3:15	1.41	1.41	1.48	1.39	1.5	1.6	1.73
11/8/2019 3:30	1.39	1.43	1.49	1.39	1.5	1.59	1.73
11/8/2019 3:45	1.39	1.41	1.47	1.41	1.51	1.58	1.73
11/8/2019 4:00	1.38	1.41	1.47	1.4	1.5	1.58	1.73
11/8/2019 4:15	1.37	1.4	1.46	1.35	1.5	1.57	1.73
11/8/2019 4:30	1.37	1.4	1.45	1.38	1.5	1.56	1.72
11/8/2019 4:45	1.37	1.4	1.48	1.4	1.5	1.58	1.72
11/8/2019 5:00	1.37	1.4	1.47	1.4	1.5	1.58	1.73
11/8/2019 5:15	1.37	1.4	1.47	1.4	1.49	1.58	1.73
11/8/2019 5:30	1.37	1.41	1.48	1.41	1.49	1.6	1.73
11/8/2019 5:45	1.38	1.4	1.52	1.42	1.49	1.64	1.74
11/8/2019 6:00	1.37	1.41	1.5	1.38	1.49	1.64	1.74
11/8/2019 6:15	1.39	1.41	1.53	1.37	1.5	1.65	1.73

Date Time	K-Plant						
	K-Plant Intake #1 °C	K-Plant Intake #2 °C	EMD Plant Intake °C	Cat Plant Intake °C	Discharge °C	EMD Plant Discharge °C	Cat Plant Discharge °C
11/8/2019 6:30	1.38	1.41	1.54	1.41	1.5	1.66	1.74
11/8/2019 6:45	1.38	1.4	1.54	1.44	1.5	1.66	1.75
11/8/2019 7:00	1.38	1.39	1.5	1.39	1.5	1.64	1.76
11/8/2019 7:15	1.37	1.39	1.51	1.4	1.51	1.62	1.74
11/8/2019 7:30	1.37	1.39	1.52	1.38	1.51	1.62	1.74
11/8/2019 7:45	1.37	1.39	1.52	1.41	1.5	1.64	1.74
11/8/2019 8:00	1.38	1.39	1.54	1.4	1.51	1.63	1.74
11/8/2019 8:15	1.38	1.39	1.56	1.38	1.51	2.82	1.73
11/8/2019 8:30	1.38	1.38	1.54	1.42	1.51	5.64	1.73
11/8/2019 8:45	1.38	1.38	1.55	1.43	1.5	5.78	1.74
11/8/2019 9:00	1.38	1.38	1.55	1.45	1.5	5.83	1.76
11/8/2019 9:15	1.38	1.39	1.52	1.46	1.5	5.84	1.77
11/8/2019 9:30	1.38	1.39	1.56	1.46	1.5	5.86	1.78
11/8/2019 9:45	1.38	1.39	1.53	1.45	1.5	5.88	1.78
11/8/2019 10:00	1.38	1.39	1.51	1.44	1.5	5.86	1.79
11/8/2019 10:15	1.38	1.39	1.51	1.41	1.5	5.86	1.78
11/8/2019 10:30	1.39	1.39	1.5	1.42	1.5	3.73	1.77
11/8/2019 10:45	1.39	1.39	1.54	1.39	1.5	2.06	1.77
11/8/2019 11:00	1.39	1.4	1.49	1.41	1.5	1.66	1.76
11/8/2019 11:15	1.39	1.4	1.54	1.39	1.51	1.64	1.76
11/8/2019 11:30	1.39	1.4	1.49	1.39	1.51	1.63	1.75
11/8/2019 11:45	1.39	1.4	1.55	1.39	1.51	1.36	1.74
11/8/2019 12:00	1.39	1.4	1.48	1.37	1.51	1.44	1.75
11/8/2019 12:15	1.39	1.4	1.47	1.37	1.51	1.49	1.74
11/8/2019 12:30	1.39	1.4	1.46	1.37	1.51	1.46	1.73
11/8/2019 12:45	1.39	1.4	1.47	1.36	1.51	1.63	1.72
11/8/2019 13:00	1.39	1.4	1.52	1.36	1.51	1.62	1.7
11/8/2019 13:15	1.39	1.4	1.5	1.36	1.51	1.62	1.7
11/8/2019 13:30	1.39	1.4	1.51	1.37	1.52	1.63	1.7
11/8/2019 13:45	1.4	1.41	1.54	1.38	1.52	1.64	1.71
11/8/2019 14:00	1.41	1.41	1.54	1.41	1.52	1.63	1.73
11/8/2019 14:15	1.4	1.41	1.57	1.38	1.52	1.64	1.75
11/8/2019 14:30	1.4	1.41	1.56	1.41	1.52	1.67	1.8
11/8/2019 14:45	1.39	1.41	1.59	1.43	1.51	1.68	1.77
11/8/2019 15:00	1.39	1.41	1.59	1.4	1.51	1.68	1.75
11/8/2019 15:15	1.39	1.41	1.57	1.4	1.51	1.68	1.74
11/8/2019 15:30	1.39	1.41	1.6	1.42	1.51	1.71	1.74
11/8/2019 15:45	1.4	1.41	1.6	1.43	1.51	1.69	1.75
11/8/2019 16:00	1.4	1.41	1.57	1.41	1.51	1.68	1.76
11/8/2019 16:15	1.4	1.41	1.54	1.4	1.51	1.66	1.76
11/8/2019 16:30	1.4	1.41	1.56	1.39	1.51	1.65	1.75
11/8/2019 16:45	1.4	1.41	1.51	1.39	1.51	1.63	1.74
11/8/2019 17:00	1.4	1.41	1.55	1.36	1.51	1.64	1.74
11/8/2019 17:15	1.4	1.41	1.55	1.39	1.51	1.64	1.73

Date Time	K-Plant						
	K-Plant Intake #1 °C	K-Plant Intake #2 °C	EMD Plant Intake °C	Cat Plant Intake °C	K-Plant Discharge °C	EMD Plant Discharge °C	Cat Plant Discharge °C
11/8/2019 17:30	1.4	1.41	1.52	1.39	1.51	1.63	1.73
11/8/2019 17:45	1.4	1.41	1.52	1.39	1.51	4.69	1.72
11/8/2019 18:00	1.4	1.41	1.56	1.39	1.51	5	1.73
11/8/2019 18:15	1.4	1.4	1.54	1.4	1.51	4.03	1.73
11/8/2019 18:30	1.4	1.4	1.53	1.4	1.51	3.76	1.73
11/8/2019 18:45	1.4	1.4	1.57	1.42	1.51	3.77	1.73
11/8/2019 19:00	1.39	1.4	1.58	1.38	1.51	3.79	1.74
11/8/2019 19:15	1.39	1.4	1.56	1.4	1.5	3.79	1.73
11/8/2019 19:30	1.39	1.39	1.59	1.39	1.5	4.5	1.73
11/8/2019 19:45	1.39	1.4	1.54	1.38	1.49	4.74	1.73
11/8/2019 20:00	1.39	1.4	1.57	1.39	1.49	4.75	1.72
11/8/2019 20:15	1.39	1.39	1.56	1.37	1.49	4.77	1.73
11/8/2019 20:30	1.39	1.39	1.54	1.39	1.49	4.75	1.73
11/8/2019 20:45	1.39	1.4	1.56	1.39	1.49	4.76	1.73
11/8/2019 21:00	1.39	1.4	1.55	1.39	1.49	4.71	1.72
11/8/2019 21:15	1.39	1.4	1.5	1.38	1.49	4.71	1.73
11/8/2019 21:30	1.4	1.4	1.51	1.35	1.48	4.68	1.73
11/8/2019 21:45	1.4	1.39	1.51	1.37	1.48	4.67	1.72
11/8/2019 22:00	1.39	1.39	1.48	1.37	1.49	4.66	1.71
11/8/2019 22:15	1.39	1.39	1.47	1.35	1.48	4.63	1.71
11/8/2019 22:30	1.39	1.39	1.48	1.35	1.49	3.57	1.7
11/8/2019 22:45	1.39	1.39	1.51	1.36	1.49	2.63	1.7
11/8/2019 23:00	1.39	1.39	1.54	1.34	1.5	1.84	1.7
11/8/2019 23:15	1.39	1.4	1.54	1.35	1.5	1.65	1.69
11/8/2019 23:30	1.4	1.4	1.49	1.33	1.5	1.61	1.68
11/8/2019 23:45	1.39	1.4	1.48	1.32	1.51	1.6	1.68
11/9/2019 0:00	1.39	1.4	1.49	1.31	1.5	1.63	1.68
11/9/2019 0:15	1.39	1.4	1.52	1.4	1.5	1.66	1.69
11/9/2019 0:30	1.4	1.41	1.56	1.36	1.49	1.66	1.7
11/9/2019 0:45	1.4	1.41	1.56	1.36	1.49	1.67	1.68
11/9/2019 1:00	1.4	1.42	1.56	1.41	1.49	1.68	1.7
11/9/2019 1:15	1.4	1.43	1.57	1.38	1.49	1.69	1.71
11/9/2019 1:30	1.4	1.43	1.53	1.42	1.49	1.68	1.7
11/9/2019 1:45	1.4	1.43	1.54	1.42	1.49	1.68	1.72
11/9/2019 2:00	1.4	1.43	1.55	1.4	1.5	1.67	1.72
11/9/2019 2:15	1.4	1.43	1.55	1.44	1.5	1.66	1.71
11/9/2019 2:30	1.4	1.42	1.55	1.43	1.51	1.66	1.73
11/9/2019 2:45	1.4	1.41	1.51	1.39	1.51	1.65	1.73
11/9/2019 3:00	1.39	1.4	1.52	1.41	1.51	1.63	1.73
11/9/2019 3:15	1.39	1.41	1.5	1.43	1.5	1.62	1.73
11/9/2019 3:30	1.39	1.41	1.47	1.42	1.51	1.61	1.73
11/9/2019 3:45	1.39	1.41	1.47	1.41	1.5	1.59	1.72
11/9/2019 4:00	1.39	1.41	1.47	1.4	1.5	1.59	1.71
11/9/2019 4:15	1.39	1.4	1.47	1.39	1.5	1.58	1.71



Date Time	K-Plant						
	K-Plant Intake #1 °C	K-Plant Intake #2 °C	EMD Plant Intake °C	Cat Plant Intake °C	K-Plant Discharge °C	EMD Plant Discharge °C	Cat Plant Discharge °C
11/9/2019 4:30	1.39	1.39	1.47	1.39	1.5	1.58	1.71
11/9/2019 4:45	1.39	1.39	1.47	1.37	1.49	1.59	1.71
11/9/2019 5:00	1.39	1.39	1.47	1.36	1.49	1.58	1.71
11/9/2019 5:15	1.39	1.39	1.47	1.39	1.49	1.57	1.71
11/9/2019 5:30	1.39	1.39	1.45	1.39	1.49	1.56	1.7
11/9/2019 5:45	1.39	1.4	1.44	1.37	1.49	1.55	1.69
11/9/2019 6:00	1.39	1.4	1.43	1.36	1.5	1.54	1.69
11/9/2019 6:15	1.39	1.41	1.47	1.35	1.5	1.57	1.68
11/9/2019 6:30	1.39	1.4	1.51	1.35	1.5	1.59	1.67
11/9/2019 6:45	1.37	1.41	1.51	1.36	1.5	1.59	1.67
11/9/2019 7:00	1.39	1.4	1.46	1.34	1.5	1.58	1.66
11/9/2019 7:15	1.37	1.39	1.45	1.35	1.5	1.56	1.65
11/9/2019 7:30	1.39	1.39	1.45	1.34	1.49	1.55	1.66
11/9/2019 7:45	1.39	1.4	1.54	1.35	1.49	1.61	1.65
11/9/2019 8:00	1.38	1.41	1.53	1.34	1.49	1.61	1.66
11/9/2019 8:15	1.37	1.4	1.47	1.36	1.5	1.6	1.66
11/9/2019 8:30	1.39	1.4	1.46	1.37	1.5	1.6	1.67
11/9/2019 8:45	1.39	1.42	1.47	1.38	1.5	1.57	1.67
11/9/2019 9:00	1.39	1.41	1.48	1.4	1.5	1.59	1.67
11/9/2019 9:15	1.38	1.4	1.48	1.41	1.5	1.59	1.68
11/9/2019 9:30	1.38	1.4	1.51	1.4	1.5	1.62	1.68
11/9/2019 9:45	1.37	1.39	1.51	1.41	1.49	1.62	1.69
11/9/2019 10:00	1.36	1.38	1.5	1.37	1.49	1.61	1.68
11/9/2019 10:15	1.36	1.37	1.48	1.37	1.49	1.6	1.68
11/9/2019 10:30	1.36	1.37	1.47	1.38	1.49	1.6	1.67
11/9/2019 10:45	1.36	1.37	1.47	1.37	1.49	1.58	1.66
11/9/2019 11:00	1.36	1.37	1.46	1.38	1.49	1.58	1.67
11/9/2019 11:15	1.36	1.37	1.46	1.38	1.49	1.57	1.67
11/9/2019 11:30	1.36	1.37	1.46	1.37	1.49	1.56	1.67
11/9/2019 11:45	1.36	1.37	1.44	1.37	1.49	1.55	1.67
11/9/2019 12:00	1.36	1.37	1.43	1.37	1.49	1.54	1.67
11/9/2019 12:15	1.36	1.36	1.47	1.37	1.49	1.67	1.67
11/9/2019 12:30	1.36	1.36	1.47	1.36	1.49	4.38	3.35
11/9/2019 12:45	1.36	1.36	1.5	1.36	1.48	7.38	3.99
11/9/2019 13:00	1.37	1.36	1.5	1.35	1.48	9.24	5.36
11/9/2019 13:15	1.37	1.36	1.48	1.33	1.49	9.38	6.01
11/9/2019 13:30	1.37	1.36	1.53	1.36	1.49	9.56	6.19
11/9/2019 13:45	1.36	1.37	1.54	1.36	1.48	9.59	6.12
11/9/2019 14:00	1.37	1.37	1.54	1.37	1.48	9.52	6.38
11/9/2019 14:15	1.37	1.38	1.49	1.38	1.48	9.59	6.51
11/9/2019 14:30	1.37	1.38	1.49	1.38	1.49	9.61	6.14
11/9/2019 14:45	1.37	1.38	1.5	1.39	1.49	9.55	6.89
11/9/2019 15:00	1.37	1.38	1.51	1.38	1.49	9.61	7.42
11/9/2019 15:15	1.37	1.38	1.52	1.37	1.49	9.63	7.59

Date Time	K-Plant						
	K-Plant Intake #1 °C	K-Plant Intake #2 °C	EMD Plant Intake °C	Cat Plant Intake °C	K-Plant Discharge °C	EMD Plant Discharge °C	Cat Plant Discharge °C
11/9/2019 15:30	1.37	1.38	1.45	1.36	1.49	9.61	7.63
11/9/2019 15:45	1.37	1.38	1.44	1.38	1.49	9.62	7.5
11/9/2019 16:00	1.37	1.38	1.48	1.35	1.49	9.69	7.43
11/9/2019 16:15	1.37	1.38	1.5	1.36	1.48	6.79	8.71
11/9/2019 16:30	1.38	1.38	1.5	1.35	1.48	5.87	9.03
11/9/2019 16:45	1.38	1.38	1.51	1.36	1.48	5.75	7.62
11/9/2019 17:00	1.39	1.39	1.51	1.36	1.48	5.75	7.51
11/9/2019 17:15	1.39	1.39	1.62	1.38	1.48	5.83	5.96
11/9/2019 17:30	1.39	1.39	1.71	1.38	1.49	5.78	2.23
11/9/2019 17:45	1.39	1.39	1.6	1.38	1.49	5.75	1.71
11/9/2019 18:00	1.39	1.39	1.63	1.38	1.49	5.8	1.69
11/9/2019 18:15	1.39	1.39	1.62	1.38	1.49	5.79	1.68
11/9/2019 18:30	1.39	1.39	1.65	1.37	1.49	5.83	1.7
11/9/2019 18:45	1.4	1.39	1.64	1.37	1.49	5.81	1.7
11/9/2019 19:00	1.4	1.4	1.54	1.37	1.49	5.78	1.69
11/9/2019 19:15	1.4	1.4	1.6	1.36	1.5	5.81	1.7
11/9/2019 19:30	1.4	1.4	1.55	1.36	1.5	5.81	1.7
11/9/2019 19:45	1.4	1.4	1.59	1.36	1.51	5.82	1.7
11/9/2019 20:00	1.41	1.41	1.61	1.38	1.51	5.84	1.7
11/9/2019 20:15	1.4	1.41	1.55	1.4	1.51	5.8	1.71
11/9/2019 20:30	1.41	1.41	1.58	1.37	1.52	5.8	1.72
11/9/2019 20:45	1.42	1.41	1.58	1.37	1.52	5.8	1.71
11/9/2019 21:00	1.41	1.42	1.57	1.38	1.52	3.75	1.72
11/9/2019 21:15	1.43	1.42	1.54	1.38	1.52	2.49	1.71
11/9/2019 21:30	1.43	1.43	1.48	1.39	1.52	1.78	1.72
11/9/2019 21:45	1.44	1.45	1.5	1.39	1.52	1.69	1.72
11/9/2019 22:00	1.44	1.46	1.5	1.39	1.52	1.67	1.73
11/9/2019 22:15	1.45	1.47	1.49	1.39	1.52	1.66	1.73
11/9/2019 22:30	1.45	1.47	1.54	1.39	1.52	1.66	1.73
11/9/2019 22:45	1.46	1.47	1.52	1.39	1.52	1.66	1.73
11/9/2019 23:00	1.46	1.47	1.52	1.4	1.53	1.66	1.73
11/9/2019 23:15	1.46	1.47	1.52	1.4	1.53	1.64	1.73
11/9/2019 23:30	1.45	1.47	1.51	1.4	1.52	1.65	1.73
11/9/2019 23:45	1.45	1.47	1.54	1.4	1.52	1.66	1.73
11/10/2019 0:00	1.44	1.47	1.51	1.4	1.51	1.66	1.73
11/10/2019 0:15	1.44	1.47	1.52	1.41	1.51	1.66	1.73
11/10/2019 0:30	1.44	1.47	1.52	1.4	1.51	1.66	1.74
11/10/2019 0:45	1.44	1.47	1.54	1.39	1.51	1.68	1.73
11/10/2019 1:00	1.44	1.46	1.52	1.41	1.51	1.67	1.73
11/10/2019 1:15	1.45	1.45	1.54	1.38	1.52	1.68	1.73
11/10/2019 1:30	1.44	1.44	1.52	1.4	1.52	1.67	1.73
11/10/2019 1:45	1.44	1.43	1.53	1.36	1.53	1.68	1.73
11/10/2019 2:00	1.44	1.43	1.5	1.42	1.53	1.67	1.72
11/10/2019 2:15	1.44	1.44	1.49	1.4	1.54	1.66	1.72

Date Time	K-Plant						
	K-Plant Intake #1 °C	K-Plant Intake #2 °C	EMD Plant Intake °C	Cat Plant Intake °C	K-Plant Discharge °C	EMD Plant Discharge °C	Cat Plant Discharge °C
11/10/2019 2:30	1.44	1.44	1.54	1.4	1.54	1.67	1.72
11/10/2019 2:45	1.44	1.44	1.53	1.37	1.54	1.66	1.72
11/10/2019 3:00	1.44	1.44	1.52	1.41	1.54	1.65	1.71
11/10/2019 3:15	1.44	1.44	1.51	1.35	1.54	1.64	1.71
11/10/2019 3:30	1.44	1.44	1.48	1.36	1.54	1.63	1.7
11/10/2019 3:45	1.44	1.44	1.46	1.38	1.54	1.61	1.7
11/10/2019 4:00	1.44	1.43	1.47	1.36	1.54	1.61	1.69
11/10/2019 4:15	1.43	1.43	1.48	1.34	1.54	1.61	1.69
11/10/2019 4:30	1.42	1.41	1.47	1.34	1.54	1.61	1.68
11/10/2019 4:45	1.42	1.41	1.48	1.33	1.54	1.62	1.68
11/10/2019 5:00	1.41	1.4	1.47	1.35	1.54	1.62	1.68
11/10/2019 5:15	1.4	1.4	1.47	1.41	1.53	1.59	1.68
11/10/2019 5:30	1.39	1.39	1.47	1.42	1.53	1.6	1.7
11/10/2019 5:45	1.39	1.38	1.48	1.42	1.53	1.62	1.72
11/10/2019 6:00	1.4	1.42	1.5	1.43	1.53	1.64	1.72
11/10/2019 6:15	1.4	1.44	1.5	1.43	1.52	1.64	1.73
11/10/2019 6:30	1.39	1.45	1.5	1.44	1.52	1.64	1.73
11/10/2019 6:45	1.4	1.44	1.55	1.43	1.51	1.67	1.73
11/10/2019 7:00	1.41	1.45	1.54	1.43	1.51	1.67	1.73
11/10/2019 7:15	1.41	1.44	1.52	1.39	1.51	1.66	1.73
11/10/2019 7:30	1.41	1.42	1.53	1.39	1.52	1.66	1.72
11/10/2019 7:45	1.41	1.41	1.54	1.36	1.52	1.66	1.71
11/10/2019 8:00	1.41	1.41	1.54	1.35	1.52	1.67	1.7
11/10/2019 8:15	1.41	1.41	1.56	1.34	1.52	1.66	1.71
11/10/2019 8:30	1.42	1.4	1.53	1.38	1.52	1.66	1.71
11/10/2019 8:45	1.41	1.41	1.52	1.35	1.52	1.67	1.7
11/10/2019 9:00	1.41	1.41	1.55	1.39	1.52	1.69	1.68
11/10/2019 9:15	1.41	1.42	1.55	1.41	1.53	1.68	1.69
11/10/2019 9:30	1.41	1.41	1.54	1.41	1.52	1.67	1.7
11/10/2019 9:45	1.41	1.41	1.54	1.42	1.52	1.63	1.71
11/10/2019 10:00	1.41	1.42	1.5	1.41	1.52	1.64	1.72
11/10/2019 10:15	1.41	1.41	1.49	1.42	1.52	1.62	1.72
11/10/2019 10:30	1.41	1.41	1.49	1.41	1.52	1.62	1.72
11/10/2019 10:45	1.41	1.41	1.49	1.38	1.51	1.63	1.72
11/10/2019 11:00	1.41	1.41	1.48	1.39	1.52	1.63	1.72
11/10/2019 11:15	1.41	1.41	1.49	1.41	1.51	1.63	1.71
11/10/2019 11:30	1.41	1.41	1.49	1.4	1.51	1.62	1.7
11/10/2019 11:45	1.41	1.41	1.46	1.39	1.5	1.6	1.7
11/10/2019 12:00	1.41	1.41	1.46	1.41	1.5	1.6	1.7
11/10/2019 12:15	1.41	1.41	1.48	1.43	1.5	1.6	1.71
11/10/2019 12:30	1.41	1.4	1.48	1.44	1.51	1.6	1.73
11/10/2019 12:45	1.4	1.4	1.51	1.42	1.51	1.61	1.74
11/10/2019 13:00	1.39	1.4	1.5	1.45	1.51	1.61	1.74
11/10/2019 13:15	1.39	1.4	1.5	1.4	1.51	1.61	1.74

Date Time	K-Plant						
	K-Plant Intake #1 °C	K-Plant Intake #2 °C	EMD Plant Intake °C	Cat Plant Intake °C	K-Plant Discharge °C	EMD Plant Discharge °C	Cat Plant Discharge °C
11/10/2019 13:30	1.39	1.39	1.49	1.39	1.51	1.6	1.73
11/10/2019 13:45	1.39	1.39	1.48	1.4	1.51	1.6	1.73
11/10/2019 14:00	1.4	1.39	1.46	1.4	1.5	1.59	1.73
11/10/2019 14:15	1.39	1.39	1.46	1.39	1.5	1.58	1.72
11/10/2019 14:30	1.42	1.4	1.46	1.37	1.51	1.58	1.72
11/10/2019 14:45	1.41	1.4	1.47	1.37	1.51	1.59	1.71
11/10/2019 15:00	1.41	1.39	1.48	1.38	1.52	1.59	1.71
11/10/2019 15:15	1.4	1.4	1.48	1.4	1.52	1.58	1.72
11/10/2019 15:30	1.39	1.39	1.47	1.41	1.52	1.59	1.73
11/10/2019 15:45	1.39	1.4	1.51	1.37	1.52	1.64	1.74
11/10/2019 16:00	1.39	1.39	1.57	1.42	1.52	1.68	1.74
11/10/2019 16:15	1.38	1.39	1.6	1.41	1.52	1.69	1.73
11/10/2019 16:30	1.39	1.39	1.57	1.39	1.51	1.69	1.74
11/10/2019 16:45	1.39	1.39	1.56	1.42	1.51	1.7	1.72
11/10/2019 17:00	1.39	1.39	1.55	1.37	1.51	1.67	1.73
11/10/2019 17:15	1.39	1.39	1.54	1.39	1.51	1.65	1.72
11/10/2019 17:30	1.39	1.39	1.51	1.38	1.51	2.46	1.73
11/10/2019 17:45	1.39	1.39	1.49	1.41	1.5	4.17	1.73
11/10/2019 18:00	1.39	1.39	1.54	1.4	1.5	5.36	1.72
11/10/2019 18:15	1.39	1.39	1.51	1.36	1.5	5.41	1.71
11/10/2019 18:30	1.39	1.39	1.5	1.39	1.5	5.41	1.7
11/10/2019 18:45	1.39	1.39	1.51	1.41	1.5	5.4	1.7
11/10/2019 19:00	1.39	1.39	1.53	1.41	1.49	5.38	1.72
11/10/2019 19:15	1.39	1.39	1.53	1.42	1.49	5.4	1.72
11/10/2019 19:30	1.39	1.39	1.5	1.42	1.49	5.38	1.73
11/10/2019 19:45	1.39	1.39	1.49	1.43	1.49	4.59	1.73
11/10/2019 20:00	1.39	1.39	1.48	1.42	1.49	4.16	1.73
11/10/2019 20:15	1.38	1.38	1.49	1.4	1.5	3.55	1.73
11/10/2019 20:30	1.38	1.38	1.48	1.39	1.5	3.28	1.73
11/10/2019 20:45	1.39	1.38	1.47	1.39	1.5	2.18	1.71
11/10/2019 21:00	1.39	1.38	1.46	1.36	1.5	1.62	1.71
11/10/2019 21:15	1.39	1.38	1.45	1.37	1.5	1.59	1.7
11/10/2019 21:30	1.39	1.39	1.46	1.37	1.51	1.59	1.7
11/10/2019 21:45	1.39	1.39	1.48	1.37	1.5	1.62	1.7
11/10/2019 22:00	1.39	1.39	1.48	1.38	1.5	1.61	1.71
11/10/2019 22:15	1.39	1.39	1.47	1.39	1.5	1.59	1.71
11/10/2019 22:30	1.39	1.39	1.47	1.39	1.5	1.62	1.71
11/10/2019 22:45	1.39	1.39	1.49	1.41	1.5	1.64	1.72
11/10/2019 23:00	1.39	1.39	1.54	1.41	1.5	1.68	1.73
11/10/2019 23:15	1.39	1.39	1.56	1.42	1.5	1.68	1.73
11/10/2019 23:30	1.39	1.38	1.58	1.4	1.5	1.72	1.74
11/10/2019 23:45	1.38	1.39	1.56	1.39	1.5	1.7	1.73
11/11/2019 0:00	1.38	1.38	1.55	1.46	1.5	1.69	1.74
11/11/2019 0:15	1.37	1.38	1.55	1.43	1.49	1.69	1.75

Date Time	K-Plant						
	K-Plant Intake #1 °C	K-Plant Intake #2 °C	EMD Plant Intake °C	Cat Plant Intake °C	K-Plant Discharge °C	EMD Plant Discharge °C	Cat Plant Discharge °C
11/11/2019 0:30	1.37	1.38	1.56	1.42	1.49	1.69	1.75
11/11/2019 0:45	1.37	1.38	1.54	1.42	1.5	1.7	1.75
11/11/2019 1:00	1.37	1.38	1.58	1.39	1.5	1.71	1.75
11/11/2019 1:15	1.37	1.38	1.57	1.39	1.5	1.71	1.75
11/11/2019 1:30	1.37	1.38	1.56	1.39	1.5	1.7	1.75
11/11/2019 1:45	1.38	1.38	1.55	1.39	1.5	1.69	1.75
11/11/2019 2:00	1.37	1.37	1.53	1.39	1.5	1.68	1.75
11/11/2019 2:15	1.38	1.37	1.54	1.38	1.51	1.67	1.74
11/11/2019 2:30	1.38	1.38	1.5	1.41	1.5	1.64	1.74
11/11/2019 2:45	1.38	1.38	1.52	1.42	1.5	1.64	1.74
11/11/2019 3:00	1.38	1.38	1.49	1.4	1.5	1.63	1.74
11/11/2019 3:15	1.38	1.38	1.48	1.4	1.5	1.61	1.74
11/11/2019 3:30	1.38	1.38	1.49	1.37	1.5	1.61	1.74
11/11/2019 3:45	1.38	1.37	1.48	1.4	1.5	1.61	1.73
11/11/2019 4:00	1.38	1.37	1.49	1.39	1.5	1.61	1.73
11/11/2019 4:15	1.38	1.37	1.48	1.4	1.49	1.61	1.73
11/11/2019 4:30	1.38	1.37	1.48	1.38	1.49	1.62	1.72
11/11/2019 4:45	1.38	1.37	1.48	1.39	1.49	1.61	1.72
11/11/2019 5:00	1.38	1.37	1.47	1.4	1.49	1.6	1.72
11/11/2019 5:15	1.37	1.37	1.48	1.38	1.49	1.61	1.73
11/11/2019 5:30	1.38	1.37	1.48	1.38	1.5	1.59	1.72
11/11/2019 5:45	1.37	1.37	1.48	1.39	1.49	1.58	1.72
11/11/2019 6:00	1.38	1.37	1.47	1.38	1.5	1.6	1.72
11/11/2019 6:15	1.38	1.37	1.47	1.39	1.5	1.6	1.72
11/11/2019 6:30	1.37	1.37	1.47	1.39	1.5	1.61	1.72
11/11/2019 6:45	1.37	1.37	1.46	1.39	1.5	1.6	1.72
11/11/2019 7:00	1.37	1.37	1.46	1.39	1.5	1.59	1.72
11/11/2019 7:15	1.37	1.37	1.46	1.38	1.5	1.59	1.72
11/11/2019 7:30	1.37	1.38	1.48	1.39	1.5	1.61	1.72
11/11/2019 7:45	1.38	1.38	1.46	1.4	1.5	1.57	1.71
11/11/2019 8:00	1.38	1.38	1.47	1.37	1.5	1.61	1.71
11/11/2019 8:15	1.38	1.37	1.52	1.35	1.5	1.64	1.71
11/11/2019 8:30	1.38	1.37	1.55	1.37	1.5	1.65	1.7
11/11/2019 8:45	1.38	1.38	1.57	1.39	1.5	1.65	1.7
11/11/2019 9:00	1.38	1.38	1.51	1.4	1.5	1.65	1.72
11/11/2019 9:15	1.38	1.38	1.51	1.37	1.5	1.66	1.72
11/11/2019 9:30	1.38	1.38	1.55	1.42	1.5	1.67	1.72
11/11/2019 9:45	1.38	1.38	1.56	1.41	1.5	1.68	1.73
11/11/2019 10:00	1.38	1.38	1.55	1.43	1.5	1.67	1.74
11/11/2019 10:15	1.38	1.37	1.52	1.42	1.5	1.62	1.74
11/11/2019 10:30	1.37	1.37	1.49	1.39	1.5	1.61	1.73
11/11/2019 10:45	1.37	1.37	1.48	1.39	1.5	1.62	1.73
11/11/2019 11:00	1.37	1.37	1.53	1.37	1.51	1.65	1.72
11/11/2019 11:15	1.38	1.38	1.53	1.38	1.5	1.63	1.72

Date Time	K-Plant						
	K-Plant Intake #1 °C	K-Plant Intake #2 °C	EMD Plant Intake °C	Cat Plant Intake °C	K-Plant Discharge °C	EMD Plant Discharge °C	Cat Plant Discharge °C
11/11/2019 11:30	1.39	1.39	1.51	1.38	1.5	1.63	1.71
11/11/2019 11:45	1.39	1.38	1.49	1.37	1.5	1.61	1.72
11/11/2019 12:00	1.38	1.39	1.48	1.41	1.5	1.59	1.71
11/11/2019 12:15	1.38	1.39	1.5	1.42	1.5	1.62	1.73
11/11/2019 12:30	1.38	1.39	1.49	1.41	1.5	1.61	1.73
11/11/2019 12:45	1.38	1.39	1.47	1.42	1.5	1.57	1.74
11/11/2019 13:00	1.38	1.39	1.46	1.38	1.5	1.58	1.74
11/11/2019 13:15	1.38	1.39	1.45	1.39	1.5	1.57	1.73
11/11/2019 13:30	1.38	1.39	1.48	1.43	1.5	1.6	1.73
11/11/2019 13:45	1.38	1.39	1.47	1.41	1.5	1.59	1.75
11/11/2019 14:00	1.38	1.39	1.47	1.39	1.5	1.58	1.74
11/11/2019 14:15	1.38	1.39	1.48	1.4	1.5	1.6	1.74
11/11/2019 14:30	1.38	1.39	1.47	1.38	1.5	1.59	1.74
11/11/2019 14:45	1.38	1.39	1.46	1.37	1.49	1.59	1.73
11/11/2019 15:00	1.38	1.38	1.47	1.4	1.49	1.58	1.72
11/11/2019 15:15	1.38	1.38	1.49	1.4	1.49	1.61	1.73
11/11/2019 15:30	1.38	1.38	1.6	1.45	1.49	1.67	1.75
11/11/2019 15:45	1.38	1.38	1.53	1.41	1.49	1.64	1.76
11/11/2019 16:00	1.38	1.38	1.57	1.42	1.49	1.7	1.75
11/11/2019 16:15	1.37	1.38	1.58	1.4	1.5	1.73	1.75
11/11/2019 16:30	1.37	1.39	1.59	1.4	1.5	1.71	1.74
11/11/2019 16:45	1.37	1.38	1.57	1.38	1.5	1.85	1.73
11/11/2019 17:00	1.37	1.38	1.57	1.41	1.5	4.86	1.72
11/11/2019 17:15	1.38	1.38	1.54	1.38	1.5	5.36	1.72
11/11/2019 17:30	1.38	1.38	1.5	1.39	1.5	5.53	1.71
11/11/2019 17:45	1.38	1.38	1.52	1.37	1.5	5.58	1.71
11/11/2019 18:00	1.37	1.38	1.51	1.37	1.5	5.58	1.7
11/11/2019 18:15	1.37	1.38	1.48	1.37	1.5	5.5	1.7
11/11/2019 18:30	1.37	1.38	1.45	1.36	1.5	5.5	1.7
11/11/2019 18:45	1.38	1.38	1.52	1.36	1.49	5.59	1.69
11/11/2019 19:00	1.38	1.38	1.53	1.39	1.49	5.58	1.69
11/11/2019 19:15	1.38	1.38	1.54	1.37	1.5	5.6	1.69
11/11/2019 19:30	1.38	1.39	1.54	1.37	1.5	5.6	1.68
11/11/2019 19:45	1.38	1.39	1.56	1.34	1.51	5.63	1.68
11/11/2019 20:00	1.38	1.39	1.54	1.37	1.51	5.64	1.68
11/11/2019 20:15	1.38	1.39	1.57	1.39	1.51	5.7	1.69
11/11/2019 20:30	1.38	1.39	1.61	1.45	1.51	5.64	1.71
11/11/2019 20:45	1.39	1.39	1.59	1.39	1.5	5.68	1.72
11/11/2019 21:00	1.39	1.39	1.58	1.42	1.5	5.68	1.71
11/11/2019 21:15	1.38	1.39	1.58	1.42	1.5	5.68	1.71
11/11/2019 21:30	1.39	1.39	1.6	1.38	1.5	4.65	1.72
11/11/2019 21:45	1.39	1.39	1.57	1.4	1.5	3.79	1.71
11/11/2019 22:00	1.39	1.39	1.56	1.38	1.5	3.67	1.71
11/11/2019 22:15	1.39	1.39	1.51	1.39	1.49	2.22	1.71

Date Time	K-Plant						
	K-Plant Intake #1 °C	K-Plant Intake #2 °C	EMD Plant Intake °C	Cat Plant Intake °C	K-Plant Discharge °C	EMD Plant Discharge °C	Cat Plant Discharge °C
11/11/2019 22:30	1.39	1.39	1.53	1.39	1.5	1.68	1.7
11/11/2019 22:45	1.39	1.39	1.5	1.38	1.5	1.65	1.7
11/11/2019 23:00	1.39	1.39	1.53	1.38	1.5	1.64	1.7
11/11/2019 23:15	1.39	1.39	1.54	1.39	1.5	1.66	1.7
11/11/2019 23:30	1.39	1.39	1.57	1.36	1.5	1.69	1.71
11/11/2019 23:45	1.39	1.39	1.57	1.44	1.51	1.7	1.72
11/12/2019 0:00	1.39	1.39	1.54	1.42	1.51	1.71	1.74
11/12/2019 0:15	1.39	1.39	1.53	1.43	1.51	1.69	1.75
11/12/2019 0:30	1.39	1.39	1.53	1.41	1.51	1.69	1.75
11/12/2019 0:45	1.39	1.39	1.52	1.4	1.51	1.68	1.73
11/12/2019 1:00	1.39	1.39	1.57	1.4	1.51	1.67	1.74
11/12/2019 1:15	1.39	1.39	1.56	1.44	1.51	1.68	1.74
11/12/2019 1:30	1.4	1.39	1.56	1.43	1.51	1.69	1.75
11/12/2019 1:45	1.39	1.39	1.57	1.44	1.51	1.7	1.75
11/12/2019 2:00	1.39	1.39	1.56	1.42	1.51	1.71	1.75
11/12/2019 2:15	1.39	1.39	1.58	1.39	1.51	1.72	1.75
11/12/2019 2:30	1.39	1.39	1.55	1.43	1.5	1.69	1.75
11/12/2019 2:45	1.4	1.4	1.53	1.45	1.51	1.68	1.75
11/12/2019 3:00	1.4	1.4	1.55	1.45	1.5	1.68	1.76
11/12/2019 3:15	1.4	1.4	1.59	1.44	1.5	1.69	1.77
11/12/2019 3:30	1.4	1.4	1.59	1.42	1.5	1.7	1.77
11/12/2019 3:45	1.39	1.4	1.53	1.42	1.5	1.68	1.77
11/12/2019 4:00	1.39	1.4	1.52	1.43	1.5	1.67	1.76
11/12/2019 4:15	1.39	1.4	1.56	1.42	1.5	1.67	1.76
11/12/2019 4:30	1.39	1.4	1.53	1.42	1.5	1.66	1.76
11/12/2019 4:45	1.4	1.4	1.53	1.4	1.51	1.65	1.75
11/12/2019 5:00	1.4	1.41	1.52	1.41	1.51	1.63	1.75
11/12/2019 5:15	1.4	1.4	1.52	1.4	1.52	1.62	1.75
11/12/2019 5:30	1.4	1.4	1.5	1.41	1.52	1.62	1.75
11/12/2019 5:45	1.4	1.41	1.51	1.42	1.52	1.62	1.75
11/12/2019 6:00	1.4	1.41	1.5	1.42	1.52	1.63	1.75
11/12/2019 6:15	1.41	1.41	1.48	1.39	1.52	1.6	1.75
11/12/2019 6:30	1.41	1.4	1.46	1.4	1.52	1.58	1.74
11/12/2019 6:45	1.4	1.4	1.46	1.4	1.51	1.58	1.74
11/12/2019 7:00	1.4	1.41	1.46	1.4	1.51	1.59	1.74
11/12/2019 7:15	1.4	1.41	1.47	1.41	1.51	1.59	1.74
11/12/2019 7:30	1.4	1.41	1.47	1.4	1.51	1.6	1.75
11/12/2019 7:45	1.41	1.41	1.47	1.4	1.51	1.61	1.74
11/12/2019 8:00	1.39	1.4	1.49	1.39	1.51	1.6	1.74
11/12/2019 8:15	1.38	1.39	1.47	1.4	1.51	1.6	1.74
11/12/2019 8:30	1.39	1.38	1.47	1.41	1.51	1.58	1.74
11/12/2019 8:45	1.39	1.39	1.49	1.41	1.51	3.01	1.75
11/12/2019 9:00	1.39	1.39	1.48	1.38	1.51	5.28	1.75
11/12/2019 9:15	1.4	1.41	1.52	1.36	1.52	5.73	1.74

Date Time	K-Plant						
	K-Plant Intake #1 °C	K-Plant Intake #2 °C	EMD Plant Intake °C	Cat Plant Intake °C	K-Plant Discharge °C	EMD Plant Discharge °C	Cat Plant Discharge °C
11/12/2019 9:30	1.39	1.39	1.53	1.36	1.51	5.73	1.72
11/12/2019 9:45	1.39	1.4	1.52	1.41	1.51	5.76	1.72
11/12/2019 10:00	1.41	1.42	1.47	1.38	1.51	5.72	1.72
11/12/2019 10:15	1.4	1.42	1.44	1.37	1.52	5.66	1.72
11/12/2019 10:30	1.4	1.43	1.53	1.41	1.52	5.71	1.72
11/12/2019 10:45	1.41	1.43	1.46	1.43	1.52	5.7	1.73
11/12/2019 11:00	1.42	1.43	1.55	1.42	1.52	5.78	1.73
11/12/2019 11:15	1.42	1.43	1.54	1.41	1.51	5.74	1.74
11/12/2019 11:30	1.41	1.43	1.56	1.41	1.51	5.72	1.73
11/12/2019 11:45	1.41	1.43	1.56	1.41	1.51	5.78	1.73
11/12/2019 12:00	1.41	1.43	1.55	1.41	1.52	5.8	1.73
11/12/2019 12:15	1.41	1.43	1.55	1.42	1.52	5.81	1.74
11/12/2019 12:30	1.41	1.43	1.55	1.41	1.52	5.76	1.73
11/12/2019 12:45	1.41	1.43	1.54	1.41	1.53	5.71	1.74
11/12/2019 13:00	1.41	1.43	1.55	1.42	1.54	5.78	1.74
11/12/2019 13:15	1.41	1.43	1.53	1.41	1.54	5.74	1.74
11/12/2019 13:30	1.41	1.42	1.53	1.41	1.54	5.67	1.73
11/12/2019 13:45	1.41	1.42	1.53	1.4	1.54	6.08	1.73
11/12/2019 14:00	1.41	1.42	1.55	1.39	1.54	9.53	1.73
11/12/2019 14:15	1.41	1.43	1.56	1.41	1.53	9.69	1.73
11/12/2019 14:30	1.41	1.42	1.54	1.41	1.52	9.76	1.74
11/12/2019 14:45	1.41	1.42	1.55	1.4	1.52	9.83	1.74
11/12/2019 15:00	1.42	1.42	1.57	1.41	1.52	9.78	1.74
11/12/2019 15:15	1.42	1.42	1.59	1.39	1.52	9.71	1.74
11/12/2019 15:30	1.42	1.42	1.59	1.39	1.52	9.8	1.74
11/12/2019 15:45	1.42	1.42	1.58	1.4	1.52	9.82	1.74
11/12/2019 16:00	1.42	1.42	1.59	1.4	1.52	9.75	1.74
11/12/2019 16:15	1.42	1.42	1.64	1.4	1.52	9.83	1.74
11/12/2019 16:30	1.42	1.42	1.65	1.38	1.52	9.83	1.73
11/12/2019 16:45	1.42	1.42	1.6	1.4	1.52	9.81	1.73
11/12/2019 17:00	1.42	1.42	1.57	1.42	1.52	9.81	1.75
11/12/2019 17:15	1.42	1.42	1.57	1.41	1.52	9.98	1.75
11/12/2019 17:30	1.42	1.42	1.56	1.37	1.52	10.09	1.76
11/12/2019 17:45	1.43	1.43	1.55	1.44	1.52	10.24	1.76
11/12/2019 18:00	1.43	1.43	1.54	1.45	1.53	10.26	1.77
11/12/2019 18:15	1.44	1.43	1.53	1.43	1.53	10.28	1.77
11/12/2019 18:30	1.43	1.43	1.52	1.44	1.54	10.24	1.77
11/12/2019 18:45	1.43	1.43	1.57	1.44	1.54	10.25	1.77
11/12/2019 19:00	1.44	1.43	1.63	1.45	1.54	10.25	1.78
11/12/2019 19:15	1.44	1.44	1.62	1.44	1.54	10.41	1.77
11/12/2019 19:30	1.45	1.44	1.61	1.43	1.54	10.4	1.77
11/12/2019 19:45	1.45	1.45	1.61	1.44	1.53	10.4	1.77
11/12/2019 20:00	1.45	1.44	1.64	1.43	1.53	10.28	1.77
11/12/2019 20:15	1.44	1.44	1.67	1.42	1.53	10.43	1.77



Date Time	K-Plant						
	K-Plant Intake #1 °C	K-Plant Intake #2 °C	EMD Plant Intake °C	Cat Plant Intake °C	K-Plant Discharge °C	EMD Plant Discharge °C	Cat Plant Discharge °C
11/12/2019 20:30	1.44	1.44	1.7	1.43	1.54	9.86	1.77
11/12/2019 20:45	1.45	1.45	1.7	1.42	1.54	9.82	1.77
11/12/2019 21:00	1.45	1.45	1.69	1.43	1.54	9.76	1.76
11/12/2019 21:15	1.45	1.45	1.69	1.42	1.54	9.76	1.76
11/12/2019 21:30	1.45	1.45	1.66	1.43	1.54	9.84	1.77
11/12/2019 21:45	1.45	1.46	1.64	1.44	1.54	9.79	1.77
11/12/2019 22:00	1.45	1.46	1.65	1.42	1.54	7.51	1.77
11/12/2019 22:15	1.46	1.46	1.65	1.43	1.55	5.78	1.77
11/12/2019 22:30	1.46	1.46	1.64	1.41	1.55	5.39	1.77
11/12/2019 22:45	1.46	1.46	1.58	1.43	1.55	5.39	1.76
11/12/2019 23:00	1.46	1.47	1.61	1.44	1.55	5.33	1.75
11/12/2019 23:15	1.46	1.47	1.59	1.44	1.56	5.34	1.75
11/12/2019 23:30	1.46	1.47	1.61	1.43	1.56	5.4	1.75
11/12/2019 23:45	1.46	1.47	1.56	1.44	1.56	5.33	1.75
11/13/2019 0:00	1.47	1.47	1.57	1.44	1.57	5.33	1.75
11/13/2019 0:15	1.47	1.47	1.52	1.44	1.57	4.48	1.75
11/13/2019 0:30	1.47	1.47	1.55	1.42	1.57	2.32	1.75
11/13/2019 0:45	1.48	1.47	1.53	1.44	1.57	1.7	1.75
11/13/2019 1:00	1.47	1.47	1.53	1.44	1.58	1.7	1.75
11/13/2019 1:15	1.47	1.48	1.53	1.43	1.58	1.69	1.75
11/13/2019 1:30	1.47	1.48	1.53	1.42	1.58	1.68	1.75
11/13/2019 1:45	1.48	1.48	1.56	1.45	1.59	1.69	1.75
11/13/2019 2:00	1.48	1.47	1.59	1.44	1.58	1.73	1.76
11/13/2019 2:15	1.47	1.47	1.57	1.45	1.58	1.73	1.77
11/13/2019 2:30	1.47	1.47	1.58	1.45	1.58	1.74	1.77
11/13/2019 2:45	1.47	1.48	1.56	1.45	1.58	1.74	1.78
11/13/2019 3:00	1.48	1.48	1.59	1.45	1.57	1.75	1.78
11/13/2019 3:15	1.47	1.48	1.57	1.46	1.57	1.74	1.79
11/13/2019 3:30	1.47	1.47	1.58	1.45	1.56	1.74	1.79
11/13/2019 3:45	1.47	1.47	1.57	1.44	1.56	1.72	1.78
11/13/2019 4:00	1.47	1.47	1.59	1.46	1.57	1.72	1.78
11/13/2019 4:15	1.47	1.47	1.59	1.45	1.57	1.73	1.78
11/13/2019 4:30	1.47	1.47	1.59	1.46	1.57	1.71	1.78
11/13/2019 4:45	1.47	1.47	1.57	1.46	1.57	1.71	1.78
11/13/2019 5:00	1.47	1.47	1.59	1.44	1.58	1.7	1.79
11/13/2019 5:15	1.47	1.47	1.56	1.45	1.57	1.7	1.78
11/13/2019 5:30	1.47	1.47	1.57	1.46	1.57	1.7	1.78
11/13/2019 5:45	1.47	1.47	1.56	1.46	1.57	1.69	1.79
11/13/2019 6:00	1.47	1.46	1.54	1.45	1.58	1.67	1.78
11/13/2019 6:15	1.47	1.46	1.53	1.46	1.58	1.66	1.78
11/13/2019 6:30	1.47	1.45	1.53	1.44	1.58	1.65	1.78
11/13/2019 6:45	1.47	1.45	1.52	1.45	1.57	1.65	1.78
11/13/2019 7:00	1.47	1.45	1.52	1.43	1.57	1.67	1.78
11/13/2019 7:15	1.46	1.46	1.51	1.43	1.58	4.97	1.77

Date Time	K-Plant						
	K-Plant Intake #1 °C	K-Plant Intake #2 °C	EMD Plant Intake °C	Cat Plant Intake °C	K-Plant Discharge °C	EMD Plant Discharge °C	Cat Plant Discharge °C
11/13/2019 7:30	1.46	1.46	1.5	1.42	1.57	5.36	1.76
11/13/2019 7:45	1.46	1.45	1.5	1.43	1.57	5.77	1.76
11/13/2019 8:00	1.45	1.44	1.51	1.42	1.57	5.87	1.76
11/13/2019 8:15	1.45	1.43	1.52	1.42	1.57	6.05	1.75
11/13/2019 8:30	1.44	1.43	1.53	1.42	1.57	8.1	1.74
11/13/2019 8:45	1.44	1.43	1.53	1.42	1.56	9.62	1.74
11/13/2019 9:00	1.44	1.44	1.54	1.42	1.56	9.98	1.74
11/13/2019 9:15	1.45	1.45	1.56	1.41	1.57	9.97	1.74
11/13/2019 9:30	1.44	1.45	1.58	1.41	1.57	9.9	1.74
11/13/2019 9:45	1.44	1.45	1.58	1.41	1.57	9.96	1.74
11/13/2019 10:00	1.45	1.45	1.58	1.41	1.57	10	1.74
11/13/2019 10:15	1.45	1.45	1.57	1.41	1.57	9.88	1.74
11/13/2019 10:30	1.45	1.44	1.58	1.41	1.56	8.95	1.75
11/13/2019 10:45	1.45	1.44	1.54	1.41	1.56	6.45	1.75
11/13/2019 11:00	1.46	1.45	1.58	1.41	1.55	5.72	1.74
11/13/2019 11:15	1.45	1.45	1.56	1.4	1.54	5.65	1.73
11/13/2019 11:30	1.45	1.45	1.54	1.42	1.54	5.62	1.73
11/13/2019 11:45	1.45	1.45	1.54	1.43	1.54	5.64	1.74
11/13/2019 12:00	1.45	1.45	1.52	1.43	1.54	5.6	1.74
11/13/2019 12:15	1.46	1.45	1.52	1.44	1.55	5.57	1.74
11/13/2019 12:30	1.46	1.46	1.54	1.44	1.55	5.58	1.75
11/13/2019 12:45	1.46	1.45	1.53	1.44	1.56	5.59	1.75
11/13/2019 13:00	1.46	1.45	1.55	1.46	1.56	5.6	1.76
11/13/2019 13:15	1.46	1.45	1.53	1.44	1.56	5.54	1.77
11/13/2019 13:30	1.46	1.45	1.54	1.44	1.56	5.54	1.76
11/13/2019 13:45	1.46	1.45	1.55	1.45	1.56	5.56	1.76
11/13/2019 14:00	1.46	1.45	1.56	1.48	1.56	5.63	1.77
11/13/2019 14:15	1.45	1.45	1.58	1.49	1.57	5.62	1.78
11/13/2019 14:30	1.45	1.46	1.59	1.49	1.57	5.62	1.79
11/13/2019 14:45	1.45	1.46	1.59	1.48	1.57	5.64	1.79
11/13/2019 15:00	1.45	1.45	1.61	1.45	1.57	5.65	1.78
11/13/2019 15:15	1.45	1.45	1.61	1.45	1.56	5.66	1.78
11/13/2019 15:30	1.45	1.45	1.6	1.49	1.56	5.61	1.78
11/13/2019 15:45	1.45	1.45	1.6	1.43	1.56	5.59	1.77
11/13/2019 16:00	1.45	1.45	1.59	1.43	1.56	5.64	1.77
11/13/2019 16:15	1.45	1.45	1.58	1.42	1.56	5.6	1.78
11/13/2019 16:30	1.45	1.45	1.57	1.48	1.55	5.62	1.76
11/13/2019 16:45	1.45	1.45	1.57	1.47	1.55	5.66	1.77
11/13/2019 17:00	1.45	1.45	1.63	1.42	1.55	8.05	1.77
11/13/2019 17:15	1.45	1.45	1.57	1.48	1.55	9.69	1.76
11/13/2019 17:30	1.45	1.45	1.6	1.46	1.55	9.81	1.76
11/13/2019 17:45	1.45	1.45	1.58	1.45	1.56	9.82	1.76
11/13/2019 18:00	1.45	1.46	1.57	1.47	1.56	9.81	1.76
11/13/2019 18:15	1.46	1.47	1.56	1.47	1.56	9.88	1.77

Date Time	K-Plant						
	K-Plant Intake #1 °C	K-Plant Intake #2 °C	EMD Plant Intake °C	Cat Plant Intake °C	K-Plant Discharge °C	EMD Plant Discharge °C	Cat Plant Discharge °C
11/13/2019 18:30	1.46	1.47	1.54	1.47	1.57	9.87	1.77
11/13/2019 18:45	1.47	1.47	1.54	1.48	1.58	10.01	1.78
11/13/2019 19:00	1.47	1.46	1.53	1.47	1.59	9.84	1.78
11/13/2019 19:15	1.48	1.47	1.53	1.46	1.59	9.97	1.78
11/13/2019 19:30	1.48	1.47	1.54	1.44	1.6	10.07	1.77
11/13/2019 19:45	1.48	1.47	1.55	1.44	1.6	10.03	1.77
11/13/2019 20:00	1.49	1.47	1.54	1.43	1.6	10.03	1.76
11/13/2019 20:15	1.49	1.48	1.56	1.45	1.6	10.03	1.76
11/13/2019 20:30	1.48	1.48	1.53	1.44	1.58	9.63	1.77
11/13/2019 20:45	1.49	1.49	1.51	1.44	1.57	9.51	1.76
11/13/2019 21:00	1.49	1.49	1.56	1.44	1.57	9.54	1.76
11/13/2019 21:15	1.49	1.49	1.53	1.43	1.58	8.12	1.75
11/13/2019 21:30	1.49	1.49	1.55	1.42	1.59	6.14	1.75
11/13/2019 21:45	1.5	1.49	1.56	1.43	1.58	5.44	1.74
11/13/2019 22:00	1.5	1.5	1.56	1.42	1.57	5.36	1.74
11/13/2019 22:15	1.5	1.5	1.56	1.41	1.57	5.36	1.73
11/13/2019 22:30	1.5	1.5	1.55	1.42	1.57	5.39	1.72
11/13/2019 22:45	1.5	1.5	1.56	1.42	1.56	5.41	1.72
11/13/2019 23:00	1.5	1.5	1.6	1.45	1.55	5.37	1.73
11/13/2019 23:15	1.5	1.5	1.57	1.44	1.54	5.42	1.73
11/13/2019 23:30	1.5	1.5	1.54	1.46	1.54	4.67	1.74
11/13/2019 23:45	1.5	1.5	1.54	1.47	1.55	4.6	1.75
11/14/2019 0:00	1.5	1.5	1.54	1.46	1.55	2.23	1.75
11/14/2019 0:15	1.5	1.5	1.53	1.46	1.56	1.71	1.75
11/14/2019 0:30	1.5	1.5	1.52	1.44	1.57	1.66	1.74
11/14/2019 0:45	1.5	1.5	1.51	1.43	1.57	1.66	1.74
11/14/2019 1:00	1.5	1.5	1.51	1.43	1.59	1.66	1.73
11/14/2019 1:15	1.5	1.5	1.51	1.44	1.59	1.66	1.73
11/14/2019 1:30	1.5	1.49	1.53	1.42	1.59	1.67	1.73
11/14/2019 1:45	1.51	1.5	1.54	1.43	1.58	1.68	1.73
11/14/2019 2:00	1.51	1.5	1.53	1.42	1.57	1.68	1.72
11/14/2019 2:15	1.51	1.5	1.5	1.41	1.58	1.66	1.72
11/14/2019 2:30	1.51	1.5	1.55	1.37	1.58	1.68	1.71
11/14/2019 2:45	1.51	1.51	1.54	1.39	1.57	1.68	1.7
11/14/2019 3:00	1.51	1.51	1.55	1.4	1.57	1.69	1.7
11/14/2019 3:15	1.51	1.51	1.55	1.39	1.57	1.68	1.7
11/14/2019 3:30	1.51	1.51	1.57	1.37	1.56	1.7	1.7
11/14/2019 3:45	1.51	1.51	1.56	1.38	1.56	1.68	1.69
11/14/2019 4:00	1.51	1.5	1.53	1.4	1.56	1.67	1.68
11/14/2019 4:15	1.51	1.5	1.55	1.39	1.57	1.66	1.69
11/14/2019 4:30	1.51	1.5	1.54	1.39	1.57	1.68	1.69
11/14/2019 4:45	1.51	1.5	1.54	1.42	1.57	1.68	1.69
11/14/2019 5:00	1.51	1.51	1.55	1.42	1.57	1.67	1.7
11/14/2019 5:15	1.51	1.5	1.55	1.4	1.56	1.67	1.7

Date Time	K-Plant						
	K-Plant Intake #1 °C	K-Plant Intake #2 °C	EMD Plant Intake °C	Cat Plant Intake °C	K-Plant Discharge °C	EMD Plant Discharge °C	Cat Plant Discharge °C
11/14/2019 5:30	1.51	1.5	1.55	1.38	1.56	1.67	1.7
11/14/2019 5:45	1.51	1.5	1.54	1.39	1.55	1.66	1.7
11/14/2019 6:00	1.51	1.5	1.52	1.39	1.55	1.64	1.69
11/14/2019 6:15	1.51	1.5	1.53	1.39	1.55	1.64	1.69
11/14/2019 6:30	1.51	1.49	1.52	1.39	1.56	1.64	1.69
11/14/2019 6:45	1.51	1.48	1.5	1.39	1.57	1.63	1.69
11/14/2019 7:00	1.49	1.47	1.51	1.39	1.56	1.64	1.69
11/14/2019 7:15	1.48	1.47	1.5	1.42	1.56	2.11	1.69
11/14/2019 7:30	1.47	1.49	1.49	1.45	1.55	4.61	1.7
11/14/2019 7:45	1.47	1.5	1.5	1.45	1.55	5.69	1.71
11/14/2019 8:00	1.49	1.51	1.5	1.44	1.54	5.79	1.71
11/14/2019 8:15	1.47	1.49	1.5	1.45	1.55	6.03	1.72
11/14/2019 8:30	1.46	1.47	1.49	1.44	1.55	9.44	1.72
11/14/2019 8:45	1.47	1.47	1.49	1.44	1.55	10.23	1.72
11/14/2019 9:00	1.47	1.48	1.49	1.44	1.55	10.37	1.72
11/14/2019 9:15	1.47	1.48	1.49	1.43	1.55	10.35	1.72
11/14/2019 9:30	1.46	1.48	1.49	1.43	1.55	10.41	1.72
11/14/2019 9:45	1.47	1.48	1.49	1.42	1.55	10.42	1.71
11/14/2019 10:00	1.47	1.49	1.48	1.42	1.55	10.43	1.71
11/14/2019 10:15	1.48	1.49	1.48	1.42	1.56	10.43	1.71
11/14/2019 10:30	1.48	1.49	1.51	1.41	1.56	10.46	1.72
11/14/2019 10:45	1.47	1.49	1.51	1.41	1.57	10.55	1.72
11/14/2019 11:00	1.48	1.49	1.52	1.4	1.56	10.45	1.72
11/14/2019 11:15	1.48	1.49	1.55	1.41	1.56	10.49	1.72
11/14/2019 11:30	1.48	1.49	1.56	1.43	1.56	10.1	1.71
11/14/2019 11:45	1.47	1.49	1.54	1.42	1.55	10.16	1.73
11/14/2019 12:00	1.47	1.49	1.53	1.4	1.54	10.18	1.75
11/14/2019 12:15	1.47	1.49	1.51	1.42	1.54	10.19	1.75
11/14/2019 12:30	1.48	1.49	1.53	1.41	1.55	10.19	1.77
11/14/2019 12:45	1.48	1.49	1.53	1.39	1.56	10.21	1.73
11/14/2019 13:00	1.48	1.49	1.54	1.42	1.57	10.29	1.73
11/14/2019 13:15	1.48	1.49	1.59	1.4	1.57	10.28	1.75
11/14/2019 13:30	1.48	1.49	1.56	1.39	1.57	10.22	1.75
11/14/2019 13:45	1.48	1.49	1.59	1.43	1.56	10.29	1.75
11/14/2019 14:00	1.48	1.49	1.59	1.43	1.54	10.3	1.77
11/14/2019 14:15	1.48	1.49	1.65	1.47	1.53	10.36	1.78
11/14/2019 14:30	1.48	1.49	1.63	1.46	1.52	10.31	1.79
11/14/2019 14:45	1.48	1.49	1.66	1.45	1.53	10.39	1.8
11/14/2019 15:00	1.48	1.48	1.65	1.43	1.53	10.39	1.81
11/14/2019 15:15	1.48	1.48	1.62	1.44	1.54	10.29	1.82
11/14/2019 15:30	1.48	1.48	1.62	1.44	1.54	10.44	1.81
11/14/2019 15:45	1.47	1.48	1.63	1.48	1.55	10.35	1.82
11/14/2019 16:00	1.48	1.48	1.66	1.51	1.55	10.37	1.84
11/14/2019 16:15	1.48	1.48	1.64	1.47	1.56	10.38	1.84

Date Time	K-Plant						
	K-Plant Intake #1 °C	K-Plant Intake #2 °C	EMD Plant Intake °C	Cat Plant Intake °C	K-Plant Discharge °C	EMD Plant Discharge °C	Cat Plant Discharge °C
11/14/2019 16:30	1.48	1.48	1.62	1.47	1.55	10.41	1.83
11/14/2019 16:45	1.47	1.48	1.62	1.44	1.55	10.24	1.83
11/14/2019 17:00	1.47	1.48	1.6	1.43	1.55	10.4	1.81
11/14/2019 17:15	1.48	1.48	1.6	1.46	1.55	10.32	1.82
11/14/2019 17:30	1.48	1.48	1.59	1.43	1.54	10.36	1.82
11/14/2019 17:45	1.48	1.48	1.6	1.45	1.54	10.3	1.8
11/14/2019 18:00	1.48	1.48	1.6	1.43	1.54	10.34	1.81
11/14/2019 18:15	1.48	1.48	1.56	1.44	1.55	10.33	1.79
11/14/2019 18:30	1.48	1.48	1.55	1.42	1.55	10.36	1.8
11/14/2019 18:45	1.48	1.48	1.56	1.42	1.56	10.45	1.79
11/14/2019 19:00	1.48	1.48	1.59	1.43	1.56	10.35	1.8
11/14/2019 19:15	1.48	1.48	1.56	1.43	1.56	10.43	1.8
11/14/2019 19:30	1.48	1.48	1.55	1.44	1.56	10.42	1.79
11/14/2019 19:45	1.49	1.48	1.54	1.43	1.55	10.42	1.8
11/14/2019 20:00	1.49	1.48	1.56	1.43	1.55	10.42	1.79
11/14/2019 20:15	1.49	1.48	1.57	1.41	1.56	10.4	1.79
11/14/2019 20:30	1.49	1.49	1.55	1.43	1.56	10.43	1.79
11/14/2019 20:45	1.49	1.49	1.54	1.42	1.56	10.41	1.8
11/14/2019 21:00	1.49	1.49	1.58	1.43	1.56	10.42	1.79
11/14/2019 21:15	1.5	1.49	1.54	1.43	1.57	8.97	1.79
11/14/2019 21:30	1.49	1.49	1.55	1.45	1.57	8.13	1.79
11/14/2019 21:45	1.5	1.5	1.58	1.43	1.57	6.34	1.79
11/14/2019 22:00	1.5	1.49	1.56	1.41	1.58	5.96	1.79
11/14/2019 22:15	1.5	1.5	1.58	1.41	1.57	5.67	1.78
11/14/2019 22:30	1.5	1.5	1.61	1.4	1.58	5.68	1.76
11/14/2019 22:45	1.5	1.5	1.62	1.41	1.58	5.65	1.76
11/14/2019 23:00	1.5	1.5	1.63	1.41	1.58	5.63	1.75
11/14/2019 23:15	1.5	1.49	1.62	1.4	1.58	5.62	1.76
11/14/2019 23:30	1.5	1.49	1.62	1.42	1.58	5.63	1.76
11/14/2019 23:45	1.5	1.49	1.62	1.43	1.57	5.67	1.76
11/15/2019 0:00	1.5	1.49	1.61	1.44	1.57	3.68	1.77
11/15/2019 0:15	1.49	1.49	1.54	1.44	1.57	3.61	1.77
11/15/2019 0:30	1.49	1.49	1.57	1.46	1.58	2.39	1.78
11/15/2019 0:45	1.5	1.49	1.58	1.47	1.58	1.79	1.78
11/15/2019 1:00	1.5	1.49	1.58	1.44	1.58	1.67	1.79
11/15/2019 1:15	1.49	1.48	1.54	1.45	1.59	1.65	1.78
11/15/2019 1:30	1.49	1.48	1.54	1.45	1.59	1.66	1.78
11/15/2019 1:45	1.48	1.47	1.57	1.47	1.6	1.66	1.78
11/15/2019 2:00	1.47	1.48	1.56	1.47	1.59	1.65	1.79
11/15/2019 2:15	1.48	1.49	1.57	1.47	1.58	1.67	1.79
11/15/2019 2:30	1.48	1.48	1.57	1.47	1.57	1.7	1.79
11/15/2019 2:45	1.47	1.47	1.59	1.48	1.56	1.71	1.8
11/15/2019 3:00	1.46	1.47	1.61	1.48	1.57	1.71	1.8
11/15/2019 3:15	1.46	1.45	1.61	1.48	1.57	1.7	1.8

Date Time	K-Plant						
	K-Plant Intake #1 °C	K-Plant Intake #2 °C	EMD Plant Intake °C	Cat Plant Intake °C	K-Plant Discharge °C	EMD Plant Discharge °C	Cat Plant Discharge °C
11/15/2019 3:30	1.45	1.46	1.58	1.49	1.56	1.69	1.8
11/15/2019 3:45	1.45	1.46	1.57	1.48	1.56	1.68	1.81
11/15/2019 4:00	1.46	1.46	1.57	1.49	1.56	1.66	1.8
11/15/2019 4:15	1.46	1.46	1.58	1.49	1.56	1.69	1.81
11/15/2019 4:30	1.46	1.46	1.57	1.49	1.57	1.69	1.81
11/15/2019 4:45	1.46	1.46	1.57	1.48	1.57	1.69	1.81
11/15/2019 5:00	1.46	1.46	1.57	1.49	1.56	1.68	1.81
11/15/2019 5:15	1.45	1.46	1.56	1.49	1.56	1.68	1.81
11/15/2019 5:30	1.45	1.46	1.55	1.49	1.56	1.67	1.81
11/15/2019 5:45	1.45	1.46	1.55	1.49	1.55	1.66	1.81
11/15/2019 6:00	1.45	1.45	1.55	1.49	1.55	1.66	1.81
11/15/2019 6:15	1.45	1.45	1.55	1.49	1.55	1.66	1.81
11/15/2019 6:30	1.45	1.45	1.54	1.49	1.55	1.65	1.81
11/15/2019 6:45	1.45	1.45	1.54	1.48	1.55	1.66	1.81
11/15/2019 7:00	1.45	1.45	1.54	1.48	1.55	1.66	1.81
11/15/2019 7:15	1.45	1.45	1.54	1.48	1.55	1.65	1.81
11/15/2019 7:30	1.44	1.44	1.54	1.48	1.55	2.59	1.81
11/15/2019 7:45	1.45	1.44	1.55	1.47	1.56	5.24	1.81
11/15/2019 8:00	1.43	1.44	1.55	1.47	1.55	5.82	1.81
11/15/2019 8:15	1.44	1.44	1.55	1.47	1.55	5.5	1.81
11/15/2019 8:30	1.44	1.45	1.53	1.47	1.55	9.17	1.8
11/15/2019 8:45	1.45	1.44	1.54	1.47	1.54	9.55	1.8
11/15/2019 9:00	1.44	1.45	1.53	1.46	1.54	9.58	1.8
11/15/2019 9:15	1.45	1.44	1.53	1.45	1.54	9.63	1.8
11/15/2019 9:30	1.44	1.44	1.53	1.43	1.54	9.65	1.79
11/15/2019 9:45	1.44	1.43	1.52	1.42	1.54	9.67	1.78
11/15/2019 10:00	1.43	1.44	1.53	1.41	1.55	9.72	1.77
11/15/2019 10:15	1.43	1.44	1.53	1.39	1.55	9.71	1.77
11/15/2019 10:30	1.43	1.44	1.51	1.39	1.55	9.73	1.77
11/15/2019 10:45	1.44	1.44	1.54	1.39	1.55	9.78	1.76
11/15/2019 11:00	1.44	1.44	1.57	1.4	1.54	9.81	1.76
11/15/2019 11:15	1.44	1.44	1.6	1.4	1.54	9.77	1.75
11/15/2019 11:30	1.45	1.44	1.58	1.39	1.54	9.79	1.76
11/15/2019 11:45	1.44	1.44	1.6	1.4	1.54	9.79	1.76
11/15/2019 12:00	1.44	1.44	1.59	1.41	1.54	9.83	1.76
11/15/2019 12:15	1.45	1.44	1.59	1.4	1.54	9.83	1.76
11/15/2019 12:30	1.45	1.44	1.59	1.4	1.54	9.86	1.76
11/15/2019 12:45	1.45	1.44	1.61	1.4	1.54	9.85	1.76
11/15/2019 13:00	1.45	1.44	1.58	1.39	1.54	9.8	1.76
11/15/2019 13:15	1.45	1.44	1.65	1.43	1.55	9.87	1.76
11/15/2019 13:30	1.45	1.45	1.62	1.45	1.55	9.82	1.77
11/15/2019 13:45	1.45	1.45	1.61	1.42	1.56	9.85	1.77
11/15/2019 14:00	1.45	1.45	1.61	1.44	1.56	9.86	1.77
11/15/2019 14:15	1.45	1.46	1.59	1.43	1.55	9.88	1.78

Date Time	K-Plant						
	K-Plant Intake #1 °C	K-Plant Intake #2 °C	EMD Plant Intake °C	Cat Plant Intake °C	K-Plant Discharge °C	EMD Plant Discharge °C	Cat Plant Discharge °C
11/15/2019 14:30	1.45	1.46	1.56	1.45	1.55	9.85	1.78
11/15/2019 14:45	1.45	1.46	1.56	1.39	1.55	9.7	1.78
11/15/2019 15:00	1.46	1.46	1.57	1.43	1.55	9.79	1.77
11/15/2019 15:15	1.46	1.46	1.58	1.44	1.56	9.85	1.78
11/15/2019 15:30	1.46	1.46	1.59	1.46	1.56	9.76	1.78
11/15/2019 15:45	1.47	1.46	1.57	1.46	1.57	9.83	1.79
11/15/2019 16:00	1.47	1.46	1.57	1.46	1.57	9.67	1.79
11/15/2019 16:15	1.47	1.46	1.59	1.43	1.58	9.78	1.79
11/15/2019 16:30	1.48	1.47	1.59	1.41	1.58	9.81	1.78
11/15/2019 16:45	1.48	1.47	1.56	1.43	1.58	9.84	1.79
11/15/2019 17:00	1.47	1.48	1.6	1.46	1.58	9.8	1.79
11/15/2019 17:15	1.48	1.48	1.61	1.46	1.58	9.82	1.8
11/15/2019 17:30	1.49	1.48	1.61	1.48	1.58	9.82	1.81
11/15/2019 17:45	1.49	1.49	1.61	1.48	1.58	9.85	1.81
11/15/2019 18:00	1.49	1.49	1.59	1.49	1.58	9.89	1.81
11/15/2019 18:15	1.49	1.49	1.61	1.49	1.58	9.81	1.82
11/15/2019 18:30	1.49	1.49	1.6	1.5	1.58	9.91	1.83
11/15/2019 18:45	1.49	1.49	1.61	1.48	1.57	8.75	1.83
11/15/2019 19:00	1.49	1.49	1.6	1.49	1.57	6.16	1.83
11/15/2019 19:15	1.5	1.5	1.59	1.49	1.57	5.67	1.83
11/15/2019 19:30	1.5	1.5	1.55	1.5	1.58	5.63	1.83
11/15/2019 19:45	1.51	1.5	1.58	1.45	1.58	5.61	1.82
11/15/2019 20:00	1.51	1.5	1.56	1.48	1.58	5.59	1.82
11/15/2019 20:15	1.51	1.5	1.56	1.49	1.58	5.59	1.82
11/15/2019 20:30	1.51	1.5	1.55	1.47	1.59	5.56	1.82
11/15/2019 20:45	1.51	1.51	1.56	1.48	1.6	5.59	1.81
11/15/2019 21:00	1.52	1.51	1.56	1.48	1.59	5.59	1.81
11/15/2019 21:15	1.52	1.51	1.57	1.48	1.58	5.59	1.81
11/15/2019 21:30	1.52	1.51	1.57	1.46	1.59	5.59	1.81
11/15/2019 21:45	1.52	1.52	1.58	1.46	1.6	3.93	1.81
11/15/2019 22:00	1.51	1.52	1.59	1.46	1.6	3.46	1.8
11/15/2019 22:15	1.52	1.51	1.57	1.47	1.59	2.26	1.8
11/15/2019 22:30	1.53	1.51	1.57	1.47	1.59	1.72	1.8
11/15/2019 22:45	1.54	1.51	1.57	1.47	1.59	1.73	1.8
11/15/2019 23:00	1.52	1.51	1.57	1.46	1.59	1.72	1.8
11/15/2019 23:15	1.51	1.51	1.55	1.47	1.6	1.7	1.8
11/15/2019 23:30	1.52	1.51	1.55	1.47	1.6	1.71	1.8
11/15/2019 23:45	1.5	1.5	1.59	1.47	1.61	1.72	1.8
11/16/2019 0:00	1.49	1.49	1.58	1.48	1.61	1.71	1.81
11/16/2019 0:15	1.48	1.48	1.56	1.48	1.61	1.7	1.81
11/16/2019 0:30	1.47	1.48	1.6	1.47	1.6	1.73	1.81
11/16/2019 0:45	1.47	1.48	1.58	1.46	1.59	1.72	1.81
11/16/2019 1:00	1.48	1.48	1.6	1.47	1.59	1.74	1.8
11/16/2019 1:15	1.48	1.48	1.58	1.47	1.58	1.72	1.8

Date Time	K-Plant						
	K-Plant Intake #1 °C	K-Plant Intake #2 °C	EMD Plant Intake °C	Cat Plant Intake °C	K-Plant Discharge °C	EMD Plant Discharge °C	Cat Plant Discharge °C
11/16/2019 1:30	1.49	1.48	1.57	1.46	1.58	1.69	1.8
11/16/2019 1:45	1.48	1.48	1.56	1.46	1.57	1.69	1.8
11/16/2019 2:00	1.49	1.47	1.55	1.45	1.57	1.67	1.79
11/16/2019 2:15	1.48	1.46	1.54	1.46	1.57	1.66	1.79
11/16/2019 2:30	1.47	1.47	1.54	1.45	1.57	1.65	1.78
11/16/2019 2:45	1.48	1.48	1.54	1.45	1.58	1.67	1.78
11/16/2019 3:00	1.49	1.48	1.57	1.46	1.57	1.68	1.77
11/16/2019 3:15	1.49	1.47	1.57	1.46	1.57	1.68	1.78
11/16/2019 3:30	1.45	1.47	1.59	1.45	1.57	1.68	1.77
11/16/2019 3:45	1.47	1.47	1.6	1.46	1.57	1.7	1.77
11/16/2019 4:00	1.46	1.47	1.61	1.46	1.57	1.71	1.77
11/16/2019 4:15	1.45	1.47	1.62	1.44	1.56	1.71	1.77
11/16/2019 4:30	1.44	1.46	1.59	1.46	1.56	1.72	1.77
11/16/2019 4:45	1.45	1.47	1.58	1.46	1.55	1.69	1.76
11/16/2019 5:00	1.45	1.47	1.58	1.46	1.55	1.7	1.77
11/16/2019 5:15	1.45	1.45	1.56	1.47	1.56	1.69	1.77
11/16/2019 5:30	1.44	1.44	1.54	1.47	1.56	1.67	1.77
11/16/2019 5:45	1.44	1.44	1.54	1.47	1.56	1.67	1.78
11/16/2019 6:00	1.44	1.44	1.54	1.48	1.56	1.66	1.77
11/16/2019 6:15	1.44	1.44	1.53	1.48	1.56	1.66	1.78
11/16/2019 6:30	1.44	1.44	1.53	1.41	1.55	1.66	1.77
11/16/2019 6:45	1.44	1.45	1.53	1.44	1.56	1.65	1.76
11/16/2019 7:00	1.44	1.45	1.54	1.46	1.55	1.66	1.76
11/16/2019 7:15	1.44	1.44	1.55	1.46	1.55	1.66	1.76
11/16/2019 7:30	1.44	1.44	1.55	1.45	1.55	1.66	1.76
11/16/2019 7:45	1.45	1.44	1.55	1.45	1.55	1.68	1.77
11/16/2019 8:00	1.45	1.44	1.58	1.44	1.54	1.69	1.76
11/16/2019 8:15	1.45	1.44	1.56	1.44	1.54	1.68	1.76
11/16/2019 8:30	1.44	1.44	1.55	1.46	1.54	1.67	1.76
11/16/2019 8:45	1.45	1.43	1.54	1.44	1.55	1.92	1.76
11/16/2019 9:00	1.44	1.43	1.53	1.46	1.55	1.73	1.75
11/16/2019 9:15	1.44	1.43	1.54	1.46	1.55	1.66	1.76
11/16/2019 9:30	1.45	1.43	1.54	1.49	1.55	1.64	1.77
11/16/2019 9:45	1.44	1.44	1.55	1.43	1.55	3.73	1.78
11/16/2019 10:00	1.44	1.44	1.55	1.43	1.55	5.66	1.78
11/16/2019 10:15	1.44	1.44	1.54	1.44	1.55	5.81	1.79
11/16/2019 10:30	1.44	1.44	1.54	1.4	1.54	5.87	1.79
11/16/2019 10:45	1.44	1.44	1.53	1.43	1.55	5.87	1.79
11/16/2019 11:00	1.44	1.43	1.52	1.42	1.54	5.89	1.79
11/16/2019 11:15	1.44	1.43	1.54	1.42	1.54	5.89	1.78
11/16/2019 11:30	1.44	1.43	1.52	1.42	1.55	5.88	1.78
11/16/2019 11:45	1.44	1.44	1.52	1.42	1.55	5.87	1.78
11/16/2019 12:00	1.44	1.44	1.53	1.41	1.55	5.89	1.78
11/16/2019 12:15	1.44	1.44	1.52	1.41	1.55	5.89	1.78



Date Time	K-Plant						
	K-Plant Intake #1 °C	K-Plant Intake #2 °C	EMD Plant Intake °C	Cat Plant Intake °C	K-Plant Discharge °C	EMD Plant Discharge °C	Cat Plant Discharge °C
11/16/2019 12:30	1.44	1.44	1.52	1.41	1.55	5.95	1.78
11/16/2019 12:45	1.44	1.44	1.55	1.39	1.56	5.96	1.77
11/16/2019 13:00	1.44	1.44	1.54	1.42	1.55	5.96	1.78
11/16/2019 13:15	1.45	1.44	1.54	1.45	1.55	5.98	1.76
11/16/2019 13:30	1.45	1.45	1.55	1.45	1.54	5.98	1.78
11/16/2019 13:45	1.45	1.45	1.57	1.45	1.55	5.96	1.79
11/16/2019 14:00	1.45	1.45	1.55	1.45	1.56	5.98	1.81
11/16/2019 14:15	1.45	1.45	1.56	1.45	1.56	6	1.81
11/16/2019 14:30	1.46	1.45	1.55	1.44	1.56	5.97	1.81
11/16/2019 14:45	1.45	1.44	1.55	1.44	1.56	5.97	1.81
11/16/2019 15:00	1.45	1.44	1.53	1.42	1.56	5.97	1.81
11/16/2019 15:15	1.45	1.44	1.55	1.41	1.57	6.03	1.79
11/16/2019 15:30	1.45	1.45	1.53	1.4	1.57	4.05	1.79
11/16/2019 15:45	1.44	1.45	1.52	1.41	1.57	1.97	1.78
11/16/2019 16:00	1.45	1.45	1.54	1.44	1.57	1.66	1.78
11/16/2019 16:15	1.45	1.45	1.5	1.45	1.56	1.63	1.79
11/16/2019 16:30	1.45	1.45	1.52	1.45	1.56	1.64	1.79
11/16/2019 16:45	1.45	1.45	1.54	1.46	1.55	1.65	1.8
11/16/2019 17:00	1.45	1.45	1.53	1.46	1.55	1.95	1.79
11/16/2019 17:15	1.45	1.45	1.53	1.41	1.56	5.08	1.79
11/16/2019 17:30	1.45	1.45	1.55	1.42	1.56	5.79	1.79
11/16/2019 17:45	1.45	1.45	1.53	1.4	1.55	5.88	1.8
11/16/2019 18:00	1.45	1.45	1.53	1.41	1.55	5.93	1.79
11/16/2019 18:15	1.45	1.45	1.52	1.45	1.55	5.99	1.79
11/16/2019 18:30	1.45	1.45	1.53	1.42	1.54	5.96	1.81
11/16/2019 18:45	1.45	1.46	1.53	1.42	1.55	5.94	1.79
11/16/2019 19:00	1.46	1.46	1.55	1.43	1.54	5.94	1.78
11/16/2019 19:15	1.45	1.47	1.57	1.44	1.54	4.22	1.79
11/16/2019 19:30	1.46	1.47	1.55	1.43	1.55	2.02	1.8
11/16/2019 19:45	1.45	1.47	1.55	1.46	1.55	1.68	1.8
11/16/2019 20:00	1.46	1.47	1.56	1.45	1.56	1.69	1.8
11/16/2019 20:15	1.46	1.46	1.55	1.43	1.56	1.68	1.8
11/16/2019 20:30	1.46	1.46	1.55	1.45	1.57	1.68	1.79
11/16/2019 20:45	1.46	1.46	1.56	1.42	1.56	1.67	1.79
11/16/2019 21:00	1.46	1.46	1.58	1.43	1.56	1.69	1.78
11/16/2019 21:15	1.46	1.45	1.57	1.43	1.57	1.68	1.78
11/16/2019 21:30	1.47	1.45	1.56	1.43	1.57	1.67	1.77
11/16/2019 21:45	1.47	1.45	1.56	1.42	1.57	1.67	1.77
11/16/2019 22:00	1.47	1.45	1.54	1.44	1.56	1.66	1.77
11/16/2019 22:15	1.46	1.45	1.54	1.45	1.55	1.64	1.78
11/16/2019 22:30	1.46	1.45	1.52	1.44	1.55	1.63	1.78
11/16/2019 22:45	1.45	1.45	1.52	1.44	1.55	1.62	1.78
11/16/2019 23:00	1.45	1.44	1.54	1.46	1.55	1.65	1.78
11/16/2019 23:15	1.45	1.44	1.55	1.49	1.56	1.67	1.79

Date Time	K-Plant						
	K-Plant Intake #1 °C	K-Plant Intake #2 °C	EMD Plant Intake °C	Cat Plant Intake °C	K-Plant Discharge °C	EMD Plant Discharge °C	Cat Plant Discharge °C
11/16/2019 23:30	1.45	1.45	1.57	1.48	1.56	1.68	1.81
11/16/2019 23:45	1.45	1.45	1.55	1.41	1.56	1.68	1.8
11/17/2019 0:00	1.45	1.45	1.55	1.4	1.56	1.67	1.78
11/17/2019 0:15	1.45	1.45	1.59	1.46	1.56	1.69	1.78
11/17/2019 0:30	1.44	1.45	1.6	1.46	1.56	1.69	1.79
11/17/2019 0:45	1.44	1.45	1.61	1.47	1.56	1.7	1.79
11/17/2019 1:00	1.44	1.45	1.58	1.46	1.55	1.69	1.8
11/17/2019 1:15	1.44	1.45	1.57	1.45	1.55	1.68	1.8
11/17/2019 1:30	1.44	1.45	1.55	1.43	1.55	1.67	1.79
11/17/2019 1:45	1.44	1.45	1.58	1.41	1.55	1.68	1.78
11/17/2019 2:00	1.44	1.44	1.57	1.42	1.55	1.68	1.78
11/17/2019 2:15	1.44	1.44	1.55	1.43	1.55	1.65	1.77
11/17/2019 2:30	1.44	1.45	1.56	1.44	1.55	1.65	1.77
11/17/2019 2:45	1.44	1.45	1.54	1.46	1.54	1.65	1.78
11/17/2019 3:00	1.44	1.46	1.54	1.46	1.55	1.64	1.78
11/17/2019 3:15	1.44	1.46	1.53	1.46	1.55	1.64	1.79
11/17/2019 3:30	1.44	1.45	1.53	1.46	1.55	1.64	1.79
11/17/2019 3:45	1.44	1.45	1.56	1.41	1.55	1.66	1.78
11/17/2019 4:00	1.44	1.45	1.56	1.47	1.55	1.66	1.78
11/17/2019 4:15	1.44	1.46	1.55	1.47	1.55	1.66	1.79
11/17/2019 4:30	1.44	1.46	1.54	1.46	1.55	1.65	1.79
11/17/2019 4:45	1.44	1.46	1.53	1.45	1.55	1.66	1.79
11/17/2019 5:00	1.44	1.46	1.58	1.44	1.55	1.69	1.79
11/17/2019 5:15	1.44	1.47	1.59	1.44	1.55	1.67	1.78
11/17/2019 5:30	1.45	1.47	1.57	1.46	1.56	1.66	1.78
11/17/2019 5:45	1.45	1.47	1.58	1.43	1.56	1.67	1.78
11/17/2019 6:00	1.45	1.47	1.56	1.45	1.55	1.67	1.78
11/17/2019 6:15	1.44	1.46	1.55	1.45	1.55	1.65	1.78
11/17/2019 6:30	1.44	1.46	1.52	1.45	1.55	1.64	1.78
11/17/2019 6:45	1.44	1.46	1.51	1.45	1.55	1.63	1.78
11/17/2019 7:00	1.44	1.46	1.5	1.42	1.55	1.61	1.78
11/17/2019 7:15	1.44	1.46	1.51	1.45	1.55	1.62	1.77
11/17/2019 7:30	1.45	1.46	1.51	1.43	1.55	1.61	1.77
11/17/2019 7:45	1.44	1.46	1.51	1.43	1.55	1.61	1.76
11/17/2019 8:00	1.44	1.46	1.51	1.43	1.55	1.62	1.76
11/17/2019 8:15	1.44	1.45	1.54	1.44	2.46	1.66	1.76
11/17/2019 8:30	1.44	1.45	1.54	1.43	2.49	2.19	1.77
11/17/2019 8:45	1.44	1.44	1.61	1.45	2.85	9.91	1.78
11/17/2019 9:00	1.44	1.43	1.63	1.44	3.74	14.39	3.33
11/17/2019 9:15	1.44	1.42	1.64	1.42	4.8	14.27	7.22
11/17/2019 9:30	1.42	1.42	1.64	1.42	5.12	14.25	7.58
11/17/2019 9:45	1.41	1.41	1.66	1.42	5.33	14.74	7.92
11/17/2019 10:00	1.42	1.42	1.66	1.42	5.46	14.76	8.11
11/17/2019 10:15	1.42	1.42	1.64	1.42	5.55	15.07	8.19

Date Time	K-Plant						
	K-Plant Intake #1 °C	K-Plant Intake #2 °C	EMD Plant Intake °C	Cat Plant Intake °C	K-Plant Discharge °C	EMD Plant Discharge °C	Cat Plant Discharge °C
11/17/2019 10:30	1.43	1.42	1.59	1.43	5.46	14.42	6.65
11/17/2019 10:45	1.43	1.42	1.63	1.45	5.51	9.33	3.23
11/17/2019 11:00	1.43	1.42	1.56	1.42	4.57	6.29	1.76
11/17/2019 11:15	1.43	1.42	1.54	1.43	3.37	5.79	1.8
11/17/2019 11:30	1.43	1.42	1.55	1.43	1.64	5.07	1.81
11/17/2019 11:45	1.43	1.44	1.55	1.42	1.63	3.55	1.81
11/17/2019 12:00	1.46	1.45	1.64	1.42	1.63	2.02	1.8
11/17/2019 12:15	1.45	1.46	1.61	1.43	1.63	1.71	1.8
11/17/2019 12:30	1.47	1.46	1.64	1.42	1.62	1.73	1.79
11/17/2019 12:45	1.46	1.47	1.64	1.42	1.62	1.76	1.79
11/17/2019 13:00	1.47	1.47	1.65	1.4	1.62	1.8	1.78
11/17/2019 13:15	1.47	1.47	1.72	1.45	1.63	1.81	1.78
11/17/2019 13:30	1.47	1.47	1.69	1.42	1.63	1.83	1.79
11/17/2019 13:45	1.46	1.46	1.72	1.45	1.63	1.87	1.79
11/17/2019 14:00	1.47	1.47	1.75	1.44	1.62	1.9	1.8
11/17/2019 14:15	1.48	1.47	1.8	1.44	1.62	1.88	1.8
11/17/2019 14:30	1.48	1.47	1.74	1.45	1.62	1.85	1.8
11/17/2019 14:45	1.48	1.47	1.73	1.47	1.62	1.85	1.8
11/17/2019 15:00	1.48	1.47	1.74	1.46	1.63	1.86	1.8
11/17/2019 15:15	1.48	1.47	1.69	1.47	1.63	1.83	1.8
11/17/2019 15:30	1.48	1.47	1.67	1.46	1.62	1.81	1.8
11/17/2019 15:45	1.47	1.47	1.66	1.47	1.61	1.79	1.8
11/17/2019 16:00	1.47	1.46	1.67	1.48	1.61	1.8	1.8
11/17/2019 16:15	1.47	1.46	1.69	1.48	1.56	1.79	1.8
11/17/2019 16:30	1.46	1.46	1.69	1.47	1.56	1.79	1.8
11/17/2019 16:45	1.47	1.47	1.62	1.41	1.56	1.78	1.8
11/17/2019 17:00	1.46	1.47	1.6	1.46	1.56	3.24	1.79
11/17/2019 17:15	1.46	1.47	1.59	1.4	1.56	5.83	1.79
11/17/2019 17:30	1.46	1.47	1.6	1.41	1.56	5.94	1.79
11/17/2019 17:45	1.46	1.47	1.61	1.4	1.56	5.99	1.79
11/17/2019 18:00	1.46	1.47	1.68	1.4	1.57	6.01	1.79
11/17/2019 18:15	1.46	1.46	1.59	1.37	1.56	6	1.78
11/17/2019 18:30	1.46	1.47	1.6	1.38	1.56	6.01	1.78
11/17/2019 18:45	1.46	1.47	1.58	1.38	1.56	6.02	1.78
11/17/2019 19:00	1.47	1.47	1.61	1.37	1.56	6.04	1.78
11/17/2019 19:15	1.47	1.47	1.57	1.38	1.57	6.03	1.78
11/17/2019 19:30	1.47	1.48	1.56	1.39	1.58	6.04	1.78
11/17/2019 19:45	1.48	1.49	1.55	1.37	1.58	6.09	1.78
11/17/2019 20:00	1.48	1.49	1.57	1.37	1.59	6.03	1.77
11/17/2019 20:15	1.48	1.49	1.59	1.39	1.6	6.03	1.78
11/17/2019 20:30	1.48	1.49	1.62	1.41	1.6	6.05	1.77
11/17/2019 20:45	1.48	1.49	1.57	1.42	1.6	6.01	1.78
11/17/2019 21:00	1.49	1.49	1.57	1.4	1.59	5.37	1.78
11/17/2019 21:15	1.49	1.49	1.61	1.44	1.58	4.81	1.79

Date Time	K-Plant						
	K-Plant Intake #1 °C	K-Plant Intake #2 °C	EMD Plant Intake °C	Cat Plant Intake °C	K-Plant Discharge °C	EMD Plant Discharge °C	Cat Plant Discharge °C
11/17/2019 21:30	1.49	1.5	1.62	1.41	1.58	3.58	1.79
11/17/2019 21:45	1.5	1.5	1.58	1.45	1.58	1.96	1.79
11/17/2019 22:00	1.49	1.5	1.54	1.4	1.58	1.67	1.79
11/17/2019 22:15	1.49	1.5	1.54	1.39	1.58	1.66	1.78
11/17/2019 22:30	1.5	1.5	1.53	1.39	1.59	1.65	1.77
11/17/2019 22:45	1.5	1.5	1.54	1.39	1.58	1.65	1.76
11/17/2019 23:00	1.5	1.5	1.54	1.43	1.58	1.65	1.76
11/17/2019 23:15	1.5	1.49	1.52	1.43	1.57	1.65	1.77
11/17/2019 23:30	1.5	1.48	1.58	1.44	1.56	1.67	1.76
11/17/2019 23:45	1.49	1.48	1.58	1.4	1.55	1.71	1.76
11/18/2019 0:00	1.49	1.48	1.6	1.42	1.55	1.7	1.76
11/18/2019 0:15	1.49	1.48	1.6	1.42	1.54	1.71	1.76
11/18/2019 0:30	1.48	1.48	1.58	1.42	1.55	1.71	1.76
11/18/2019 0:45	1.47	1.48	1.61	1.4	1.55	1.7	1.76
11/18/2019 1:00	1.47	1.48	1.6	1.45	1.56	1.69	1.75
11/18/2019 1:15	1.47	1.48	1.63	1.4	1.56	1.7	1.75
11/18/2019 1:30	1.47	1.48	1.63	1.42	1.56	1.7	1.75
11/18/2019 1:45	1.47	1.48	1.62	1.43	1.55	1.7	1.75
11/18/2019 2:00	1.47	1.48	1.61	1.44	1.55	1.7	1.75
11/18/2019 2:15	1.47	1.48	1.6	1.45	1.56	1.71	1.77
11/18/2019 2:30	1.47	1.49	1.61	1.45	1.56	1.7	1.77
11/18/2019 2:45	1.49	1.49	1.61	1.43	1.57	1.7	1.77
11/18/2019 3:00	1.48	1.49	1.59	1.43	1.56	1.68	1.77
11/18/2019 3:15	1.49	1.49	1.57	1.41	1.56	1.67	1.77
11/18/2019 3:30	1.49	1.49	1.56	1.42	1.56	1.66	1.76
11/18/2019 3:45	1.49	1.49	1.55	1.41	1.55	1.65	1.76
11/18/2019 4:00	1.49	1.49	1.55	1.4	1.55	1.65	1.76
11/18/2019 4:15	1.48	1.49	1.54	1.42	1.55	1.64	1.76
11/18/2019 4:30	1.48	1.48	1.54	1.42	1.55	1.64	1.76
11/18/2019 4:45	1.47	1.48	1.56	1.42	1.55	1.67	1.76
11/18/2019 5:00	1.47	1.48	1.59	1.44	1.55	1.69	1.77
11/18/2019 5:15	1.44	1.48	1.57	1.43	1.54	1.68	1.77
11/18/2019 5:30	1.46	1.48	1.59	1.44	1.54	1.67	1.77
11/18/2019 5:45	1.47	1.47	1.58	1.45	1.55	1.68	1.78
11/18/2019 6:00	1.45	1.46	1.62	1.42	1.55	1.71	1.78
11/18/2019 6:15	1.45	1.46	1.62	1.42	1.56	1.72	1.78
11/18/2019 6:30	1.45	1.46	1.62	1.42	1.56	1.72	1.78
11/18/2019 6:45	1.45	1.46	1.62	1.41	1.56	1.72	1.77
11/18/2019 7:00	1.45	1.46	1.62	1.44	1.56	1.72	1.77
11/18/2019 7:15	1.45	1.45	1.62	1.46	1.55	1.71	1.77
11/18/2019 7:30	1.45	1.45	1.61	1.44	1.56	1.71	1.78
11/18/2019 7:45	1.45	1.45	1.6	1.44	1.56	1.7	1.78
11/18/2019 8:00	1.45	1.46	1.58	1.41	1.56	1.68	1.77
11/18/2019 8:15	1.47	1.47	1.58	1.42	1.56	1.69	1.76

Date Time	K-Plant						
	K-Plant Intake #1 °C	K-Plant Intake #2 °C	EMD Plant Intake °C	Cat Plant Intake °C	K-Plant Discharge °C	EMD Plant Discharge °C	Cat Plant Discharge °C
11/18/2019 8:30	1.46	1.47	1.58	1.44	1.56	3.89	1.77
11/18/2019 8:45	1.45	1.47	1.57	1.44	1.56	5.82	1.78
11/18/2019 9:00	1.45	1.47	1.56	1.46	1.55	5.82	1.8
11/18/2019 9:15	1.45	1.47	1.58	1.46	1.55	5.83	1.81
11/18/2019 9:30	1.46	1.47	1.57	1.47	1.55	5.86	1.81
11/18/2019 9:45	1.46	1.47	1.55	1.4	1.55	5.87	1.82
11/18/2019 10:00	1.45	1.47	1.54	1.4	1.55	5.89	1.8
11/18/2019 10:15	1.45	1.47	1.56	1.4	1.55	5.92	1.81
11/18/2019 10:30	1.45	1.47	1.55	1.43	1.55	5.89	1.8
11/18/2019 10:45	1.46	1.47	1.54	1.41	1.55	5.91	1.81
11/18/2019 11:00	1.46	1.48	1.58	1.41	1.56	5.91	1.8
11/18/2019 11:15	1.47	1.48	1.55	1.42	1.56	5.94	1.8
11/18/2019 11:30	1.46	1.48	1.57	1.45	1.57	4.3	1.8
11/18/2019 11:45	1.46	1.48	1.57	1.47	1.57	3.42	1.82
11/18/2019 12:00	1.46	1.48	1.55	1.42	1.57	1.92	1.82
11/18/2019 12:15	1.46	1.48	1.55	1.47	1.57	1.67	1.81
11/18/2019 12:30	1.46	1.48	1.54	1.47	1.58	1.66	1.81
11/18/2019 12:45	1.47	1.48	1.53	1.45	1.58	1.65	1.81
11/18/2019 13:00	1.48	1.48	1.53	1.47	1.58	1.65	1.8
11/18/2019 13:15	1.47	1.48	1.57	1.48	1.58	1.66	1.81
11/18/2019 13:30	1.47	1.48	1.57	1.44	1.57	1.65	1.8
11/18/2019 13:45	1.47	1.47	1.58	1.46	1.57	1.67	1.8
11/18/2019 14:00	1.46	1.47	1.6	1.41	1.57	1.71	1.79
11/18/2019 14:15	1.46	1.46	1.6	1.44	1.58	1.71	1.78
11/18/2019 14:30	1.45	1.46	1.59	1.39	1.57	1.7	1.77
11/18/2019 14:45	1.46	1.46	1.62	1.44	1.58	1.74	1.77
11/18/2019 15:00	1.45	1.46	1.63	1.44	1.57	1.72	1.78
11/18/2019 15:15	1.45	1.46	1.6	1.46	1.57	1.72	1.78
11/18/2019 15:30	1.45	1.46	1.63	1.45	1.56	1.7	1.78
11/18/2019 15:45	1.45	1.46	1.6	1.46	1.56	1.68	1.78
11/18/2019 16:00	1.45	1.45	1.59	1.47	1.55	1.68	1.79
11/18/2019 16:15	1.45	1.45	1.57	1.47	1.54	1.66	1.79
11/18/2019 16:30	1.45	1.45	1.58	1.46	1.54	1.66	1.79
11/18/2019 16:45	1.45	1.45	1.56	1.46	1.54	5.26	1.79
11/18/2019 17:00	1.45	1.45	1.55	1.45	1.55	5.64	1.8
11/18/2019 17:15	1.45	1.45	1.54	1.43	1.55	5.72	1.8
11/18/2019 17:30	1.45	1.45	1.57	1.44	1.55	5.8	1.8
11/18/2019 17:45	1.45	1.45	1.59	1.45	1.55	5.8	1.8
11/18/2019 18:00	1.45	1.45	1.6	1.44	1.55	5.83	1.8
11/18/2019 18:15	1.44	1.45	1.59	1.43	1.54	5.85	1.8
11/18/2019 18:30	1.44	1.45	1.61	1.44	1.54	5.85	1.8
11/18/2019 18:45	1.44	1.45	1.58	1.43	1.54	5.85	1.8
11/18/2019 19:00	1.45	1.45	1.57	1.39	1.55	5.85	1.8
11/18/2019 19:15	1.45	1.46	1.56	1.45	1.55	5.89	1.8

Date Time	K-Plant						
	K-Plant Intake #1 °C	K-Plant Intake #2 °C	EMD Plant Intake °C	Cat Plant Intake °C	K-Plant Discharge °C	EMD Plant Discharge °C	Cat Plant Discharge °C
11/18/2019 19:30	1.45	1.46	1.57	1.46	1.56	5.89	1.8
11/18/2019 19:45	1.45	1.46	1.56	1.44	1.56	5.83	1.81
11/18/2019 20:00	1.45	1.46	1.58	1.45	1.56	5.84	1.8
11/18/2019 20:15	1.46	1.46	1.59	1.44	1.56	5.84	1.79
11/18/2019 20:30	1.46	1.46	1.56	1.44	1.56	5.84	1.8
11/18/2019 20:45	1.46	1.46	1.58	1.44	1.56	5.84	1.8
11/18/2019 21:00	1.46	1.46	1.58	1.44	1.56	5.82	1.8
11/18/2019 21:15	1.46	1.46	1.52	1.44	1.56	5.82	1.8
11/18/2019 21:30	1.46	1.46	1.54	1.43	1.55	5.78	1.8
11/18/2019 21:45	1.46	1.46	1.54	1.43	1.56	5.8	1.79
11/18/2019 22:00	1.46	1.46	1.54	1.44	1.56	5.79	1.79
11/18/2019 22:15	1.46	1.46	1.53	1.45	1.57	5.79	1.8
11/18/2019 22:30	1.46	1.46	1.53	1.45	1.57	5.82	1.8
11/18/2019 22:45	1.46	1.46	1.57	1.47	1.57	5.85	1.8
11/18/2019 23:00	1.46	1.46	1.57	1.46	1.57	4.58	1.81
11/18/2019 23:15	1.46	1.46	1.62	1.5	1.57	4.04	1.81
11/18/2019 23:30	1.46	1.46	1.63	1.49	1.56	2.05	1.82
11/18/2019 23:45	1.46	1.46	1.66	1.5	1.55	1.76	1.83
11/19/2019 0:00	1.46	1.46	1.64	1.5	1.56	1.78	1.83
11/19/2019 0:15	1.46	1.46	1.63	1.5	1.56	1.78	1.81
11/19/2019 0:30	1.46	1.46	1.62	1.46	1.56	1.75	1.81
11/19/2019 0:45	1.46	1.46	1.61	1.45	1.56	1.73	1.81
11/19/2019 1:00	1.46	1.45	1.63	1.48	1.56	1.73	1.8
11/19/2019 1:15	1.46	1.45	1.64	1.48	1.56	1.73	1.8
11/19/2019 1:30	1.46	1.45	1.62	1.48	1.55	1.72	1.79
11/19/2019 1:45	1.45	1.45	1.59	1.48	1.55	1.71	1.79
11/19/2019 2:00	1.45	1.45	1.58	1.48	1.55	1.7	1.79
11/19/2019 2:15	1.45	1.45	1.59	1.49	1.55	1.69	1.78
11/19/2019 2:30	1.45	1.44	1.55	1.48	1.55	1.67	1.79
11/19/2019 2:45	1.45	1.44	1.56	1.48	1.55	1.67	1.79
11/19/2019 3:00	1.44	1.44	1.55	1.48	1.54	1.67	1.79
11/19/2019 3:15	1.44	1.44	1.55	1.48	1.54	1.66	1.79
11/19/2019 3:30	1.44	1.44	1.56	1.48	1.54	1.68	1.78
11/19/2019 3:45	1.44	1.44	1.56	1.48	1.54	1.68	1.78
11/19/2019 4:00	1.43	1.44	1.57	1.46	1.54	1.68	1.78
11/19/2019 4:15	1.43	1.43	1.55	1.46	1.54	1.67	1.77
11/19/2019 4:30	1.43	1.44	1.54	1.47	1.53	1.66	1.77
11/19/2019 4:45	1.44	1.44	1.54	1.46	1.53	1.65	1.77
11/19/2019 5:00	1.44	1.44	1.54	1.46	1.54	1.65	1.76
11/19/2019 5:15	1.44	1.44	1.53	1.47	1.55	1.64	1.76
11/19/2019 5:30	1.43	1.44	1.52	1.46	1.55	1.63	1.76
11/19/2019 5:45	1.44	1.44	1.52	1.46	1.55	1.64	1.76
11/19/2019 6:00	1.44	1.45	1.51	1.42	1.55	1.63	1.75
11/19/2019 6:15	1.44	1.45	1.5	1.43	1.55	1.62	1.74

Date Time	K-Plant						
	K-Plant Intake #1 °C	K-Plant Intake #2 °C	EMD Plant Intake °C	Cat Plant Intake °C	K-Plant Discharge °C	EMD Plant Discharge °C	Cat Plant Discharge °C
11/19/2019 6:30	1.44	1.44	1.5	1.43	1.55	1.62	1.74
11/19/2019 6:45	1.44	1.45	1.49	1.43	1.55	1.6	1.73
11/19/2019 7:00	1.44	1.45	1.49	1.43	1.55	1.6	1.73
11/19/2019 7:15	1.45	1.45	1.49	1.4	1.55	1.61	1.72
11/19/2019 7:30	1.45	1.46	1.55	1.4	1.55	1.87	1.72
11/19/2019 7:45	1.44	1.45	1.58	1.4	1.55	3.61	1.71
11/19/2019 8:00	1.43	1.46	1.56	1.42	1.55	3.94	1.73
11/19/2019 8:15	1.44	1.46	1.57	1.48	1.55	5.58	1.76
11/19/2019 8:30	1.44	1.46	1.61	1.46	1.56	5.56	1.78
11/19/2019 8:45	1.45	1.46	1.64	1.44	1.55	5.57	1.78
11/19/2019 9:00	1.46	1.46	1.62	1.44	1.54	5.56	1.78
11/19/2019 9:15	1.44	1.46	1.59	1.42	1.54	5.52	1.78
11/19/2019 9:30	1.44	1.46	1.62	1.43	1.53	5.59	1.78
11/19/2019 9:45	1.43	1.46	1.59	1.45	1.54	5.55	1.76
11/19/2019 10:00	1.45	1.46	1.59	1.42	1.54	5.57	1.77
11/19/2019 10:15	1.45	1.46	1.6	1.43	1.54	5.59	1.76
11/19/2019 10:30	1.45	1.46	1.56	1.46	1.54	5.62	1.78
11/19/2019 10:45	1.45	1.46	1.55	1.44	1.54	5.51	1.78
11/19/2019 11:00	1.45	1.46	1.56	1.45	1.54	5.59	1.78
11/19/2019 11:15	1.45	1.46	1.54	1.45	1.54	5.56	1.78
11/19/2019 11:30	1.46	1.46	1.54	1.44	1.54	5.62	1.79
11/19/2019 11:45	1.45	1.46	1.55	1.48	1.54	5.61	1.79
11/19/2019 12:00	1.46	1.46	1.55	1.5	1.54	5.61	1.81
11/19/2019 12:15	1.46	1.46	1.54	1.48	1.55	5.58	1.81
11/19/2019 12:30	1.46	1.46	1.57	1.47	1.56	5.69	1.84
11/19/2019 12:45	1.46	1.46	1.58	1.47	1.57	5.63	1.81
11/19/2019 13:00	1.46	1.46	1.55	1.48	1.56	5.6	1.8
11/19/2019 13:15	1.45	1.46	1.55	1.48	1.55	5.62	1.82
11/19/2019 13:30	1.45	1.46	1.54	1.46	1.55	5.62	1.82
11/19/2019 13:45	1.45	1.45	1.53	1.44	1.55	5.62	1.81
11/19/2019 14:00	1.45	1.45	1.52	1.46	1.55	5.64	1.8
11/19/2019 14:15	1.45	1.45	1.52	1.42	1.55	5.68	1.8
11/19/2019 14:30	1.46	1.45	1.54	1.44	1.56	5.68	1.79
11/19/2019 14:45	1.46	1.45	1.57	1.41	1.56	5.7	1.79
11/19/2019 15:00	1.46	1.45	1.56	1.41	1.57	5.7	1.77
11/19/2019 15:15	1.46	1.45	1.55	1.4	1.57	5.65	1.78
11/19/2019 15:30	1.46	1.45	1.56	1.4	1.57	5.7	1.77
11/19/2019 15:45	1.46	1.46	1.59	1.44	1.56	5.69	1.78
11/19/2019 16:00	1.46	1.46	1.55	1.45	1.56	5.68	1.79
11/19/2019 16:15	1.46	1.45	1.56	1.43	1.56	5.74	1.79
11/19/2019 16:30	1.45	1.45	1.56	1.43	1.56	5.7	1.78
11/19/2019 16:45	1.45	1.45	1.57	1.41	1.55	5.7	1.78
11/19/2019 17:00	1.46	1.45	1.58	1.43	1.56	5.63	1.77
11/19/2019 17:15	1.46	1.45	1.59	1.45	1.55	5.67	1.78

Date Time	K-Plant						
	K-Plant Intake #1 °C	K-Plant Intake #2 °C	EMD Plant Intake °C	Cat Plant Intake °C	K-Plant Discharge °C	EMD Plant Discharge °C	Cat Plant Discharge °C
11/19/2019 17:30	1.46	1.45	1.6	1.45	1.55	5.67	1.78
11/19/2019 17:45	1.46	1.45	1.58	1.45	1.55	5.68	1.78
11/19/2019 18:00	1.46	1.45	1.57	1.45	1.55	5.6	1.78
11/19/2019 18:15	1.46	1.45	1.56	1.46	1.56	5.65	1.78
11/19/2019 18:30	1.46	1.45	1.57	1.45	1.55	5.64	1.78
11/19/2019 18:45	1.46	1.46	1.59	1.44	1.55	5.65	1.79
11/19/2019 19:00	1.46	1.46	1.55	1.45	1.56	5.65	1.78
11/19/2019 19:15	1.46	1.45	1.6	1.48	1.56	5.69	1.79
11/19/2019 19:30	1.45	1.46	1.61	1.48	1.57	5.67	1.8
11/19/2019 19:45	1.46	1.45	1.56	1.47	1.56	5.68	1.81
11/19/2019 20:00	1.45	1.46	1.56	1.46	1.56	5.68	1.81
11/19/2019 20:15	1.46	1.46	1.56	1.46	1.56	5.67	1.81
11/19/2019 20:30	1.46	1.46	1.59	1.47	1.56	5.67	1.81
11/19/2019 20:45	1.46	1.46	1.57	1.48	1.56	5.67	1.81
11/19/2019 21:00	1.46	1.46	1.57	1.48	1.56	5.7	1.82
11/19/2019 21:15	1.46	1.46	1.57	1.48	1.56	5.7	1.82
11/19/2019 21:30	1.47	1.46	1.56	1.48	1.57	5.69	1.82
11/19/2019 21:45	1.46	1.46	1.55	1.49	1.57	5.69	1.82
11/19/2019 22:00	1.46	1.46	1.59	1.48	1.57	5.7	1.83
11/19/2019 22:15	1.45	1.46	1.58	1.5	1.57	5.71	1.83
11/19/2019 22:30	1.45	1.46	1.6	1.49	1.56	5.73	1.84
11/19/2019 22:45	1.46	1.46	1.6	1.49	1.56	5.7	1.84
11/19/2019 23:00	1.45	1.46	1.58	1.51	1.56	5.68	1.83
11/19/2019 23:15	1.46	1.46	1.57	1.48	1.56	5.1	1.84
11/19/2019 23:30	1.46	1.46	1.55	1.5	1.56	5.03	1.84
11/19/2019 23:45	1.46	1.46	1.55	1.49	1.56	3.85	1.83
11/20/2019 0:00	1.46	1.46	1.57	1.49	1.56	2.03	1.84
11/20/2019 0:15	1.46	1.46	1.55	1.5	1.56	1.67	1.83
11/20/2019 0:30	1.46	1.46	1.57	1.49	1.57	1.68	1.83
11/20/2019 0:45	1.46	1.46	1.58	1.49	1.56	1.69	1.82
11/20/2019 1:00	1.46	1.46	1.59	1.45	1.55	1.69	1.81
11/20/2019 1:15	1.46	1.46	1.6	1.42	1.55	1.7	1.79
11/20/2019 1:30	1.46	1.45	1.6	1.42	1.55	1.7	1.78
11/20/2019 1:45	1.45	1.45	1.54	1.42	1.55	1.67	1.77
11/20/2019 2:00	1.45	1.45	1.59	1.43	1.56	1.67	1.76
11/20/2019 2:15	1.45	1.45	1.61	1.45	1.56	1.68	1.76
11/20/2019 2:30	1.45	1.45	1.6	1.44	1.56	1.68	1.76
11/20/2019 2:45	1.45	1.44	1.56	1.46	1.56	1.67	1.76
11/20/2019 3:00	1.44	1.44	1.61	1.45	1.56	1.73	1.76
11/20/2019 3:15	1.44	1.44	1.65	1.47	1.55	1.75	1.77
11/20/2019 3:30	1.44	1.44	1.62	1.48	1.55	1.72	1.78
11/20/2019 3:45	1.44	1.44	1.62	1.47	1.54	1.73	1.79
11/20/2019 4:00	1.44	1.44	1.62	1.47	1.54	1.72	1.79
11/20/2019 4:15	1.44	1.44	1.61	1.5	1.54	1.72	1.78



Date Time	K-Plant						
	K-Plant Intake #1 °C	K-Plant Intake #2 °C	EMD Plant Intake °C	Cat Plant Intake °C	K-Plant Discharge °C	EMD Plant Discharge °C	Cat Plant Discharge °C
11/20/2019 4:30	1.44	1.44	1.6	1.5	1.54	1.7	1.8
11/20/2019 4:45	1.44	1.44	1.59	1.5	1.54	1.7	1.8
11/20/2019 5:00	1.44	1.43	1.59	1.5	1.53	1.7	1.81
11/20/2019 5:15	1.44	1.43	1.64	1.51	1.54	1.71	1.81
11/20/2019 5:30	1.44	1.43	1.6	1.5	1.54	1.7	1.81
11/20/2019 5:45	1.44	1.44	1.59	1.5	1.54	1.71	1.82
11/20/2019 6:00	1.44	1.44	1.58	1.49	1.55	1.7	1.82
11/20/2019 6:15	1.45	1.44	1.58	1.47	1.55	1.68	1.81
11/20/2019 6:30	1.44	1.45	1.57	1.48	1.55	1.67	1.81
11/20/2019 6:45	1.44	1.45	1.55	1.49	1.55	1.67	1.81
11/20/2019 7:00	1.44	1.45	1.54	1.47	1.56	1.65	1.8
11/20/2019 7:15	1.45	1.45	1.52	1.45	1.56	1.65	1.79
11/20/2019 7:30	1.45	1.46	1.53	1.42	1.56	1.64	1.78
11/20/2019 7:45	1.44	1.46	1.51	1.42	1.56	1.96	1.77
11/20/2019 8:00	1.44	1.46	1.5	1.4	1.56	5.22	1.76
11/20/2019 8:15	1.45	1.46	1.54	1.42	1.55	5.39	1.77
11/20/2019 8:30	1.44	1.46	1.52	1.42	1.55	5.49	1.78
11/20/2019 8:45	1.44	1.45	1.52	1.41	1.55	5.49	1.78
11/20/2019 9:00	1.44	1.45	1.5	1.41	1.55	5.5	1.78
11/20/2019 9:15	1.44	1.46	1.5	1.4	1.56	5.52	1.78
11/20/2019 9:30	1.44	1.46	1.5	1.41	1.56	5.53	1.77
11/20/2019 9:45	1.45	1.46	1.5	1.44	1.56	5.52	1.77
11/20/2019 10:00	1.45	1.45	1.58	1.45	1.56	5.53	1.78
11/20/2019 10:15	1.45	1.45	1.65	1.46	1.56	5.61	1.77
11/20/2019 10:30	1.45	1.44	1.6	1.48	1.56	5.64	1.79
11/20/2019 10:45	1.45	1.44	1.57	1.44	1.57	5.63	1.81
11/20/2019 11:00	1.44	1.44	1.54	1.44	1.56	5.59	1.8
11/20/2019 11:15	1.44	1.45	1.53	1.44	1.56	5.56	1.8
11/20/2019 11:30	1.44	1.45	1.53	1.43	1.56	5.57	1.8
11/20/2019 11:45	1.45	1.45	1.52	1.43	1.55	5.57	1.8
11/20/2019 12:00	1.44	1.45	1.51	1.42	1.54	5.59	1.79
11/20/2019 12:15	1.45	1.45	1.51	1.43	1.54	5.54	1.79
11/20/2019 12:30	1.45	1.45	1.51	1.42	1.54	5.57	1.79
11/20/2019 12:45	1.45	1.45	1.52	1.42	1.53	5.53	1.79
11/20/2019 13:00	1.45	1.45	1.52	1.45	1.52	5.6	1.79
11/20/2019 13:15	1.45	1.45	1.52	1.43	1.52	5.59	1.79
11/20/2019 13:30	1.46	1.45	1.55	1.43	1.52	5.63	1.8
11/20/2019 13:45	1.45	1.45	1.6	1.43	1.53	5.63	1.8
11/20/2019 14:00	1.45	1.45	1.65	1.45	1.54	5.66	1.8
11/20/2019 14:15	1.45	1.45	1.64	1.42	1.54	5.65	1.8
11/20/2019 14:30	1.45	1.45	1.65	1.42	1.55	5.68	1.8
11/20/2019 14:45	1.45	1.45	1.64	1.41	1.56	5.72	1.8
11/20/2019 15:00	1.44	1.45	1.64	1.42	1.56	5.71	1.8
11/20/2019 15:15	1.44	1.44	1.63	1.45	1.56	5.71	1.8

Date Time	K-Plant						
	K-Plant Intake #1 °C	K-Plant Intake #2 °C	EMD Plant Intake °C	Cat Plant Intake °C	K-Plant Discharge °C	EMD Plant Discharge °C	Cat Plant Discharge °C
11/20/2019 15:30	1.44	1.44	1.63	1.48	1.55	5.73	1.82
11/20/2019 15:45	1.45	1.44	1.61	1.47	1.55	5.67	1.83
11/20/2019 16:00	1.44	1.45	1.61	1.47	1.55	5.68	1.83
11/20/2019 16:15	1.44	1.44	1.59	1.47	1.56	5.7	1.84
11/20/2019 16:30	1.44	1.44	1.58	1.49	1.56	5.69	1.84
11/20/2019 16:45	1.44	1.44	1.58	1.49	1.56	5.72	1.85
11/20/2019 17:00	1.44	1.44	1.57	1.48	1.56	5.67	1.85
11/20/2019 17:15	1.44	1.44	1.57	1.49	1.56	5.84	1.85
11/20/2019 17:30	1.44	1.44	1.55	1.49	1.56	5.92	1.85
11/20/2019 17:45	1.44	1.44	1.56	1.48	1.56	5.97	1.85
11/20/2019 18:00	1.44	1.44	1.56	1.47	1.56	5.95	1.85
11/20/2019 18:15	1.44	1.44	1.55	1.48	1.56	5.91	1.85
11/20/2019 18:30	1.44	1.44	1.56	1.46	1.56	5.91	1.84
11/20/2019 18:45	1.44	1.44	1.59	1.49	1.56	5.98	1.85
11/20/2019 19:00	1.44	1.44	1.62	1.48	1.56	5.94	1.85
11/20/2019 19:15	1.44	1.44	1.59	1.47	1.55	5.96	1.85
11/20/2019 19:30	1.44	1.44	1.59	1.49	1.55	5.88	1.85
11/20/2019 19:45	1.44	1.44	1.6	1.5	1.55	5.99	1.85
11/20/2019 20:00	1.43	1.44	1.58	1.5	1.55	5.99	1.86
11/20/2019 20:15	1.44	1.44	1.58	1.48	1.55	5.98	1.86
11/20/2019 20:30	1.44	1.44	1.59	1.49	1.55	5.97	1.86
11/20/2019 20:45	1.43	1.44	1.58	1.49	1.55	5.94	1.86
11/20/2019 21:00	1.43	1.44	1.57	1.49	1.55	5.95	1.85
11/20/2019 21:15	1.43	1.44	1.58	1.48	1.55	5.88	1.86
11/20/2019 21:30	1.43	1.44	1.57	1.47	1.56	5.97	1.85
11/20/2019 21:45	1.43	1.44	1.57	1.49	1.56	5.98	1.85
11/20/2019 22:00	1.44	1.44	1.56	1.43	1.56	5.94	1.85
11/20/2019 22:15	1.44	1.44	1.56	1.42	1.56	5.94	1.83
11/20/2019 22:30	1.44	1.44	1.56	1.41	1.56	4.31	1.82
11/20/2019 22:45	1.44	1.44	1.56	1.41	1.56	3.6	1.81
11/20/2019 23:00	1.44	1.44	1.56	1.43	1.56	1.97	1.8
11/20/2019 23:15	1.44	1.44	1.55	1.42	1.56	1.67	1.8
11/20/2019 23:30	1.44	1.45	1.55	1.41	1.56	1.65	1.79
11/20/2019 23:45	1.44	1.45	1.53	1.45	1.56	1.65	1.79
11/21/2019 0:00	1.44	1.45	1.55	1.43	1.56	1.67	1.79
11/21/2019 0:15	1.45	1.45	1.59	1.47	1.56	1.68	1.79
11/21/2019 0:30	1.45	1.45	1.57	1.48	1.56	1.71	1.8
11/21/2019 0:45	1.45	1.45	1.64	1.49	1.56	1.73	1.81
11/21/2019 1:00	1.45	1.45	1.66	1.47	1.56	1.77	1.81
11/21/2019 1:15	1.44	1.44	1.66	1.5	1.56	1.78	1.81
11/21/2019 1:30	1.44	1.45	1.65	1.49	1.56	1.76	1.83
11/21/2019 1:45	1.45	1.44	1.65	1.44	1.56	1.74	1.83
11/21/2019 2:00	1.45	1.44	1.62	1.46	1.56	1.73	1.81
11/21/2019 2:15	1.45	1.45	1.59	1.44	1.56	1.7	1.8

Date Time	K-Plant						
	K-Plant Intake #1 °C	K-Plant Intake #2 °C	EMD Plant Intake °C	Cat Plant Intake °C	K-Plant Discharge °C	EMD Plant Discharge °C	Cat Plant Discharge °C
11/21/2019 2:30	1.45	1.45	1.57	1.42	1.56	1.7	1.79
11/21/2019 2:45	1.45	1.45	1.59	1.5	1.57	1.71	1.79
11/21/2019 3:00	1.45	1.45	1.63	1.49	1.57	1.73	1.81
11/21/2019 3:15	1.45	1.45	1.65	1.51	1.57	1.75	1.82
11/21/2019 3:30	1.45	1.45	1.64	1.48	1.57	1.75	1.83
11/21/2019 3:45	1.45	1.45	1.65	1.46	1.57	1.76	1.82
11/21/2019 4:00	1.45	1.45	1.62	1.47	1.57	1.74	1.82
11/21/2019 4:15	1.45	1.45	1.6	1.46	1.57	1.71	1.82
11/21/2019 4:30	1.45	1.45	1.61	1.45	1.57	1.71	1.81
11/21/2019 4:45	1.46	1.45	1.59	1.44	1.57	1.7	1.81
11/21/2019 5:00	1.45	1.45	1.58	1.45	1.57	1.69	1.8
11/21/2019 5:15	1.45	1.45	1.59	1.43	1.57	1.69	1.8
11/21/2019 5:30	1.45	1.45	1.57	1.43	1.57	1.67	1.79
11/21/2019 5:45	1.45	1.45	1.57	1.43	1.57	1.67	1.79
11/21/2019 6:00	1.45	1.45	1.57	1.43	1.57	1.67	1.78
11/21/2019 6:15	1.45	1.45	1.56	1.43	1.57	1.67	1.78
11/21/2019 6:30	1.45	1.45	1.51	1.43	1.57	1.66	1.78
11/21/2019 6:45	1.44	1.45	1.54	1.43	1.57	1.65	1.77
11/21/2019 7:00	1.45	1.45	1.54	1.43	1.57	1.66	1.77
11/21/2019 7:15	1.46	1.45	1.54	1.42	1.57	1.65	1.77
11/21/2019 7:30	1.45	1.45	1.55	1.42	1.56	1.65	1.77
11/21/2019 7:45	1.45	1.45	1.57	1.42	1.56	1.66	1.77
11/21/2019 8:00	1.45	1.45	1.57	1.47	1.56	1.68	1.78
11/21/2019 8:15	1.46	1.45	1.63	1.46	1.56	1.69	1.8
11/21/2019 8:30	1.45	1.45	1.56	1.46	1.56	1.68	1.8
11/21/2019 8:45	1.45	1.46	1.54	1.46	1.57	1.67	1.8
11/21/2019 9:00	1.45	1.46	1.56	1.46	1.57	1.68	1.8
11/21/2019 9:15	1.45	1.46	1.53	1.45	1.57	1.66	1.79
11/21/2019 9:30	1.45	1.45	1.57	1.44	1.57	1.68	1.79
11/21/2019 9:45	1.46	1.46	1.54	1.43	1.57	1.66	1.78
11/21/2019 10:00	1.46	1.47	1.55	1.41	1.57	1.65	1.77
11/21/2019 10:15	1.46	1.47	1.54	1.41	1.57	1.65	1.77
11/21/2019 10:30	1.46	1.46	1.56	1.42	1.56	1.65	1.76
11/21/2019 10:45	1.46	1.46	1.57	1.41	1.56	1.67	1.76
11/21/2019 11:00	1.46	1.47	1.57	1.41	1.56	1.67	1.76
11/21/2019 11:15	1.46	1.47	1.54	1.41	1.56	1.66	1.76
11/21/2019 11:30	1.46	1.47	1.57	1.41	1.56	1.67	1.76
11/21/2019 11:45	1.46	1.47	1.6	1.42	1.56	1.71	1.77
11/21/2019 12:00	1.47	1.48	1.61	1.45	1.56	1.7	1.79
11/21/2019 12:15	1.46	1.47	1.61	1.45	1.57	3.35	1.79
11/21/2019 12:30	1.46	1.47	1.6	1.47	1.58	5.12	1.8
11/21/2019 12:45	1.46	1.47	1.62	1.46	1.57	2.26	1.82
11/21/2019 13:00	1.47	1.48	1.62	1.45	1.57	1.72	1.82
11/21/2019 13:15	1.47	1.48	1.61	1.44	1.58	1.73	1.81

Date Time	K-Plant						
	K-Plant Intake #1 °C	K-Plant Intake #2 °C	EMD Plant Intake °C	Cat Plant Intake °C	K-Plant Discharge °C	EMD Plant Discharge °C	Cat Plant Discharge °C
11/21/2019 13:30	1.47	1.48	1.6	1.44	1.58	1.73	1.81
11/21/2019 13:45	1.47	1.48	1.61	1.43	1.58	1.73	1.8
11/21/2019 14:00	1.47	1.47	1.62	1.43	1.58	1.72	1.8
11/21/2019 14:15	1.46	1.47	1.6	1.42	1.57	1.72	1.79
11/21/2019 14:30	1.46	1.47	1.58	1.43	1.57	1.71	1.79
11/21/2019 14:45	1.47	1.48	1.59	1.43	1.56	1.7	1.79
11/21/2019 15:00	1.47	1.48	1.57	1.42	1.56	1.7	1.79
11/21/2019 15:15	1.47	1.47	1.57	1.42	1.56	1.68	1.79
11/21/2019 15:30	1.47	1.46	1.58	1.42	1.56	1.68	1.79
11/21/2019 15:45	1.46	1.45	1.57	1.41	1.56	1.68	1.78
11/21/2019 16:00	1.46	1.45	1.56	1.41	1.56	1.68	1.78
11/21/2019 16:15	1.46	1.46	1.57	1.4	1.56	1.67	1.78
11/21/2019 16:30	1.46	1.46	1.56	1.41	1.56	1.67	1.78
11/21/2019 16:45	1.45	1.46	1.56	1.43	1.57	1.66	1.78
11/21/2019 17:00	1.45	1.46	1.56	1.46	1.56	1.66	1.78
11/21/2019 17:15	1.44	1.45	1.56	1.45	1.56	1.68	1.79
11/21/2019 17:30	1.44	1.45	1.57	1.41	1.56	1.98	1.79
11/21/2019 17:45	1.44	1.45	1.56	1.39	1.56	4.18	1.78
11/21/2019 18:00	1.44	1.45	1.54	1.44	1.56	5.34	1.79
11/21/2019 18:15	1.44	1.44	1.53	1.45	1.56	5.57	1.81
11/21/2019 18:30	1.44	1.45	1.54	1.45	1.56	5.63	1.82
11/21/2019 18:45	1.44	1.46	1.55	1.43	1.56	5.63	1.83
11/21/2019 19:00	1.45	1.46	1.53	1.44	1.56	5.66	1.82
11/21/2019 19:15	1.45	1.46	1.51	1.45	1.56	5.59	1.83
11/21/2019 19:30	1.45	1.46	1.53	1.45	1.56	5.52	1.83
11/21/2019 19:45	1.45	1.46	1.55	1.44	1.56	5.63	1.83
11/21/2019 20:00	1.46	1.46	1.56	1.44	1.56	5.64	1.83
11/21/2019 20:15	1.46	1.46	1.57	1.46	1.57	5.67	1.83
11/21/2019 20:30	1.45	1.46	1.55	1.47	1.57	5.64	1.83
11/21/2019 20:45	1.45	1.46	1.54	1.46	1.57	5.64	1.84
11/21/2019 21:00	1.45	1.46	1.55	1.49	1.57	5.63	1.85
11/21/2019 21:15	1.45	1.46	1.56	1.44	1.57	5.65	1.86
11/21/2019 21:30	1.46	1.46	1.55	1.47	1.57	5.64	1.85
11/21/2019 21:45	1.46	1.46	1.55	1.43	1.58	5.66	1.85
11/21/2019 22:00	1.46	1.46	1.54	1.45	1.57	5.52	1.85
11/21/2019 22:15	1.46	1.46	1.53	1.45	1.57	3.48	1.84
11/21/2019 22:30	1.46	1.46	1.54	1.46	1.57	1.95	1.84
11/21/2019 22:45	1.46	1.46	1.56	1.46	1.57	1.67	1.83
11/21/2019 23:00	1.46	1.46	1.57	1.48	1.57	1.68	1.84
11/21/2019 23:15	1.46	1.46	1.56	1.48	1.57	1.68	1.84
11/21/2019 23:30	1.46	1.46	1.57	1.49	1.57	1.68	1.84
11/21/2019 23:45	1.46	1.46	1.59	1.47	1.57	1.69	1.84
11/22/2019 0:00	1.46	1.46	1.6	1.44	1.57	1.67	1.82
11/22/2019 0:15	1.46	1.46	1.58	1.43	1.57	1.68	1.81

Date Time	K-Plant						
	K-Plant Intake #1 °C	K-Plant Intake #2 °C	EMD Plant Intake °C	Cat Plant Intake °C	K-Plant Discharge °C	EMD Plant Discharge °C	Cat Plant Discharge °C
11/22/2019 0:30	1.46	1.46	1.63	1.43	1.57	1.72	1.81
11/22/2019 0:45	1.46	1.46	1.63	1.44	1.57	1.72	1.8
11/22/2019 1:00	1.46	1.46	1.61	1.45	1.58	1.73	1.8
11/22/2019 1:15	1.46	1.46	1.67	1.44	1.58	1.78	1.8
11/22/2019 1:30	1.46	1.46	1.66	1.45	1.58	1.76	1.8
11/22/2019 1:45	1.46	1.46	1.65	1.45	1.58	1.74	1.81
11/22/2019 2:00	1.45	1.46	1.64	1.47	1.58	1.74	1.81
11/22/2019 2:15	1.45	1.46	1.63	1.44	1.58	1.74	1.82
11/22/2019 2:30	1.46	1.46	1.64	1.46	1.58	1.74	1.81
11/22/2019 2:45	1.45	1.46	1.61	1.46	1.58	1.72	1.82
11/22/2019 3:00	1.45	1.46	1.61	1.46	1.58	1.7	1.82
11/22/2019 3:15	1.46	1.46	1.59	1.48	1.58	1.7	1.82
11/22/2019 3:30	1.46	1.46	1.62	1.47	1.58	1.74	1.83
11/22/2019 3:45	1.46	1.46	1.6	1.46	1.58	1.71	1.83
11/22/2019 4:00	1.46	1.45	1.6	1.48	1.58	1.74	1.82
11/22/2019 4:15	1.46	1.45	1.63	1.47	1.57	1.75	1.83
11/22/2019 4:30	1.46	1.45	1.63	1.48	1.57	1.73	1.82
11/22/2019 4:45	1.45	1.45	1.6	1.44	1.57	1.72	1.82
11/22/2019 5:00	1.45	1.45	1.59	1.44	1.56	1.71	1.81
11/22/2019 5:15	1.45	1.45	1.61	1.43	1.57	1.69	1.81
11/22/2019 5:30	1.45	1.45	1.59	1.45	1.57	1.69	1.8
11/22/2019 5:45	1.45	1.45	1.59	1.43	1.57	1.68	1.8
11/22/2019 6:00	1.45	1.46	1.59	1.44	1.57	1.68	1.8
11/22/2019 6:15	1.45	1.45	1.58	1.43	1.57	1.65	1.79
11/22/2019 6:30	1.45	1.45	1.55	1.42	1.57	1.65	1.79
11/22/2019 6:45	1.45	1.45	1.52	1.44	1.57	1.63	1.79
11/22/2019 7:00	1.45	1.45	1.53	1.43	1.57	1.64	1.8
11/22/2019 7:15	1.45	1.45	1.52	1.42	1.57	1.64	1.79
11/22/2019 7:30	1.45	1.45	1.52	1.44	1.57	1.63	1.78
11/22/2019 7:45	1.45	1.45	1.53	1.43	1.56	1.64	1.79
11/22/2019 8:00	1.45	1.45	1.56	1.43	1.57	1.66	1.78
11/22/2019 8:15	1.45	1.46	1.53	1.43	1.57	1.64	1.78
11/22/2019 8:30	1.46	1.46	1.58	1.41	1.57	1.68	1.78
11/22/2019 8:45	1.45	1.46	1.58	1.42	1.57	1.69	1.78
11/22/2019 9:00	1.46	1.46	1.61	1.44	1.57	1.71	1.78
11/22/2019 9:15	1.45	1.46	1.61	1.41	1.57	1.69	1.78
11/22/2019 9:30	1.45	1.46	1.63	1.4	1.57	1.69	1.77
11/22/2019 9:45	1.46	1.46	1.61	1.41	1.57	1.7	1.77
11/22/2019 10:00	1.46	1.46	1.63	1.42	1.57	1.71	1.77
11/22/2019 10:15	1.46	1.47	1.61	1.4	1.57	1.69	1.77
11/22/2019 10:30	1.47	1.47	1.59	1.42	1.57	1.7	1.76
11/22/2019 10:45	1.47	1.47	1.62	1.42	1.58	1.71	1.76
11/22/2019 11:00	1.47	1.47	1.58	1.41	1.58	1.7	1.77
11/22/2019 11:15	1.46	1.47	1.58	1.41	1.58	1.69	1.78

Date Time	K-Plant						
	K-Plant Intake #1 °C	K-Plant Intake #2 °C	EMD Plant Intake °C	Cat Plant Intake °C	K-Plant Discharge °C	EMD Plant Discharge °C	Cat Plant Discharge °C
11/22/2019 11:30	1.46	1.47	1.58	1.43	1.57	1.69	1.78
11/22/2019 11:45	1.46	1.46	1.56	1.47	1.57	1.67	1.78
11/22/2019 12:00	1.46	1.46	1.56	1.46	1.56	1.66	1.79
11/22/2019 12:15	1.46	1.46	1.54	1.45	1.57	1.67	1.79
11/22/2019 12:30	1.46	1.46	1.57	1.43	1.56	1.67	1.8
11/22/2019 12:45	1.47	1.46	1.56	1.45	1.56	1.67	1.8
11/22/2019 13:00	1.46	1.46	1.58	1.45	1.56	1.67	1.8
11/22/2019 13:15	1.46	1.46	1.55	1.44	1.56	1.67	1.8
11/22/2019 13:30	1.46	1.46	1.55	1.44	1.57	1.67	1.8
11/22/2019 13:45	1.46	1.47	1.55	1.45	1.57	1.67	1.79
11/22/2019 14:00	1.46	1.47	1.56	1.44	1.57	1.67	1.79
11/22/2019 14:15	1.46	1.47	1.59	1.42	1.57	1.67	1.79
11/22/2019 14:30	1.46	1.46	1.55	1.42	1.57	1.66	1.78
11/22/2019 14:45	1.46	1.46	1.55	1.43	1.57	1.66	1.78
11/22/2019 15:00	1.46	1.46	1.57	1.43	1.57	1.66	1.78
11/22/2019 15:15	1.46	1.46	1.54	1.4	1.57	1.64	1.79
11/22/2019 15:30	1.47	1.46	1.53	1.39	1.57	1.63	1.78
11/22/2019 15:45	1.47	1.46	1.52	1.39	1.57	1.62	1.78
11/22/2019 16:00	1.46	1.45	1.53	1.39	1.57	1.62	1.77
11/22/2019 16:15	1.45	1.45	1.53	1.44	1.57	1.63	1.77
11/22/2019 16:30	1.46	1.44	1.52	1.44	1.57	1.63	1.78
11/22/2019 16:45	1.46	1.44	1.53	1.42	1.56	1.64	1.79
11/22/2019 17:00	1.45	1.44	1.55	1.43	1.56	1.65	1.79
11/22/2019 17:15	1.44	1.44	1.56	1.42	1.57	5.87	1.78
11/22/2019 17:30	1.45	1.44	1.56	1.39	1.57	12.64	1.78
11/22/2019 17:45	1.45	1.43	1.58	1.45	1.57	11.4	1.78
11/22/2019 18:00	1.45	1.43	1.58	1.43	1.56	9.61	1.8
11/22/2019 18:15	1.44	1.43	1.59	1.42	1.56	5.95	1.81
11/22/2019 18:30	1.44	1.43	1.58	1.41	1.57	3.25	1.81
11/22/2019 18:45	1.43	1.43	1.58	1.43	1.57	1.91	1.81
11/22/2019 19:00	1.43	1.44	1.58	1.44	1.57	1.7	1.81
11/22/2019 19:15	1.44	1.44	1.57	1.46	1.56	1.69	1.81
11/22/2019 19:30	1.44	1.44	1.54	1.46	1.55	1.67	1.81
11/22/2019 19:45	1.44	1.44	1.54	1.45	1.55	1.67	1.81
11/22/2019 20:00	1.44	1.44	1.56	1.47	1.55	1.67	1.82
11/22/2019 20:15	1.44	1.44	1.57	1.48	1.56	1.69	1.81
11/22/2019 20:30	1.44	1.44	1.57	1.4	1.56	1.7	1.81
11/22/2019 20:45	1.44	1.44	1.57	1.4	1.55	1.71	1.79
11/22/2019 21:00	1.44	1.44	1.57	1.44	1.54	1.7	1.79
11/22/2019 21:15	1.45	1.44	1.56	1.42	1.54	1.68	1.79
11/22/2019 21:30	1.44	1.44	1.56	1.44	1.53	1.68	1.79
11/22/2019 21:45	1.44	1.44	1.56	1.43	1.53	1.68	1.8
11/22/2019 22:00	1.45	1.44	1.56	1.46	1.54	1.68	1.8
11/22/2019 22:15	1.44	1.44	1.56	1.44	1.54	1.68	1.81

Date Time	K-Plant						
	K-Plant Intake #1 °C	K-Plant Intake #2 °C	EMD Plant Intake °C	Cat Plant Intake °C	K-Plant Discharge °C	EMD Plant Discharge °C	Cat Plant Discharge °C
11/22/2019 22:30	1.44	1.44	1.6	1.46	1.55	1.72	1.81
11/22/2019 22:45	1.44	1.44	1.65	1.47	1.56	1.73	1.81
11/22/2019 23:00	1.44	1.44	1.67	1.48	1.56	1.73	1.81
11/22/2019 23:15	1.44	1.43	1.65	1.47	1.55	1.72	1.83
11/22/2019 23:30	1.44	1.44	1.65	1.48	1.55	1.75	1.83
11/22/2019 23:45	1.44	1.44	1.64	1.48	1.55	1.75	1.83
11/23/2019 0:00	1.44	1.43	1.62	1.48	1.55	1.72	1.84
11/23/2019 0:15	1.44	1.43	1.58	1.47	1.55	1.72	1.83
11/23/2019 0:30	1.43	1.43	1.58	1.43	1.55	1.69	1.82
11/23/2019 0:45	1.43	1.44	1.58	1.44	1.55	1.68	1.81
11/23/2019 1:00	1.44	1.44	1.57	1.45	1.56	1.67	1.81
11/23/2019 1:15	1.44	1.44	1.54	1.43	1.56	1.66	1.81
11/23/2019 1:30	1.44	1.44	1.57	1.46	1.56	1.67	1.81
11/23/2019 1:45	1.44	1.44	1.57	1.46	1.55	1.66	1.81
11/23/2019 2:00	1.43	1.44	1.56	1.44	1.54	1.66	1.81
11/23/2019 2:15	1.43	1.43	1.57	1.45	1.53	1.66	1.8
11/23/2019 2:30	1.42	1.44	1.52	1.43	1.53	1.64	1.8
11/23/2019 2:45	1.43	1.43	1.52	1.44	1.53	1.63	1.8
11/23/2019 3:00	1.43	1.43	1.52	1.4	1.53	1.62	1.8
11/23/2019 3:15	1.43	1.43	1.51	1.4	1.53	1.62	1.78
11/23/2019 3:30	1.43	1.43	1.53	1.4	1.53	1.63	1.78
11/23/2019 3:45	1.43	1.43	1.52	1.4	1.53	1.62	1.78
11/23/2019 4:00	1.43	1.43	1.51	1.4	1.53	1.61	1.77
11/23/2019 4:15	1.43	1.43	1.5	1.39	1.53	1.61	1.77
11/23/2019 4:30	1.43	1.43	1.49	1.39	1.52	1.6	1.77
11/23/2019 4:45	1.43	1.43	1.5	1.4	1.52	1.6	1.76
11/23/2019 5:00	1.43	1.43	1.52	1.39	1.52	1.61	1.76
11/23/2019 5:15	1.44	1.44	1.54	1.4	1.53	1.64	1.76
11/23/2019 5:30	1.44	1.44	1.57	1.41	1.53	1.68	1.76
11/23/2019 5:45	1.44	1.44	1.6	1.39	1.53	1.67	1.76
11/23/2019 6:00	1.44	1.44	1.55	1.39	1.53	1.64	1.76
11/23/2019 6:15	1.44	1.44	1.56	1.39	1.53	1.67	1.76
11/23/2019 6:30	1.44	1.44	1.55	1.42	1.53	1.68	1.78
11/23/2019 6:45	1.44	1.44	1.55	1.41	1.53	1.66	1.79
11/23/2019 7:00	1.44	1.44	1.57	1.44	1.53	1.66	1.8
11/23/2019 7:15	1.44	1.45	1.54	1.43	1.54	1.66	1.8
11/23/2019 7:30	1.44	1.45	1.57	1.43	1.54	1.67	1.79
11/23/2019 7:45	1.45	1.45	1.57	1.41	1.54	1.65	1.79
11/23/2019 8:00	1.44	1.45	1.59	1.39	1.55	1.68	1.79
11/23/2019 8:15	1.44	1.44	1.59	1.38	2.49	1.67	2.09
11/23/2019 8:30	1.44	1.44	1.57	1.41	3	2.64	3.88
11/23/2019 8:45	1.44	1.44	1.58	1.39	3.63	13.53	5.75
11/23/2019 9:00	1.44	1.43	1.55	1.4	4.44	16.66	6.72
11/23/2019 9:15	1.43	1.43	1.59	1.37	4.9	17.71	6.18

Date Time	K-Plant						
	K-Plant Intake #1 °C	K-Plant Intake #2 °C	EMD Plant Intake °C	Cat Plant Intake °C	K-Plant Discharge °C	EMD Plant Discharge °C	Cat Plant Discharge °C
11/23/2019 9:30	1.43	1.43	1.59	1.37	5.09	17.72	6.44
11/23/2019 9:45	1.43	1.43	1.61	1.4	5.21	18.06	6.91
11/23/2019 10:00	1.42	1.43	1.61	1.44	5.29	18.36	7.49
11/23/2019 10:15	1.43	1.44	1.62	1.42	4.16	15.81	7.22
11/23/2019 10:30	1.43	1.45	1.66	1.41	1.67	11.02	6.11
11/23/2019 10:45	1.44	1.46	1.58	1.43	1.62	4.8	3.25
11/23/2019 11:00	1.45	1.46	1.58	1.45	1.62	2.09	1.78
11/23/2019 11:15	1.45	1.47	1.54	1.44	1.62	1.7	1.81
11/23/2019 11:30	1.46	1.47	1.54	1.44	1.62	1.7	1.8
11/23/2019 11:45	1.46	1.47	1.55	1.45	1.62	1.69	1.8
11/23/2019 12:00	1.47	1.47	1.59	1.44	1.63	1.71	1.8
11/23/2019 12:15	1.46	1.47	1.53	1.42	1.63	1.66	1.8
11/23/2019 12:30	1.48	1.48	1.52	1.39	1.63	1.65	1.79
11/23/2019 12:45	1.48	1.47	1.69	1.4	1.62	1.79	1.78
11/23/2019 13:00	1.49	1.48	1.66	1.41	1.57	1.79	1.77
11/23/2019 13:15	1.5	1.5	1.72	1.39	1.57	1.84	1.76
11/23/2019 13:30	1.46	1.49	1.6	1.42	1.56	1.77	1.75
11/23/2019 13:45	1.47	1.49	1.64	1.41	1.55	1.79	1.74
11/23/2019 14:00	1.48	1.51	1.72	1.42	1.53	1.85	1.73
11/23/2019 14:15	1.47	1.51	1.77	1.43	1.54	1.88	1.72
11/23/2019 14:30	1.48	1.5	1.87	1.44	1.55	1.91	1.73
11/23/2019 14:45	1.47	1.5	1.8	1.45	1.56	1.89	1.74
11/23/2019 15:00	1.47	1.5	1.83	1.47	1.56	1.88	1.75
11/23/2019 15:15	1.46	1.5	1.73	1.47	1.56	1.85	1.75
11/23/2019 15:30	1.47	1.5	1.75	1.48	1.56	1.86	1.76
11/23/2019 15:45	1.47	1.49	1.74	1.47	1.56	1.83	1.76
11/23/2019 16:00	1.47	1.49	1.68	1.46	1.56	1.8	1.76
11/23/2019 16:15	1.47	1.49	1.6	1.48	1.56	1.79	1.76
11/23/2019 16:30	1.47	1.49	1.64	1.45	1.56	1.77	1.75
11/23/2019 16:45	1.47	1.49	1.63	1.46	1.56	1.76	1.74
11/23/2019 17:00	1.47	1.49	1.66	1.45	1.57	1.76	1.74
11/23/2019 17:15	1.47	1.49	1.67	1.44	1.57	1.76	1.74
11/23/2019 17:30	1.47	1.49	1.63	1.43	1.57	1.74	1.73
11/23/2019 17:45	1.47	1.49	1.61	1.43	1.57	1.73	1.73
11/23/2019 18:00	1.47	1.49	1.57	1.43	1.57	1.72	1.73
11/23/2019 18:15	1.47	1.48	1.58	1.45	1.57	1.7	1.73
11/23/2019 18:30	1.47	1.48	1.57	1.43	1.56	1.71	1.73
11/23/2019 18:45	1.47	1.48	1.65	1.42	1.56	1.7	1.73
11/23/2019 19:00	1.47	1.48	1.58	1.43	1.56	1.68	1.73
11/23/2019 19:15	1.47	1.48	1.54	1.41	1.56	1.67	1.72
11/23/2019 19:30	1.47	1.49	1.55	1.39	1.57	1.65	1.71
11/23/2019 19:45	1.47	1.49	1.55	1.43	1.57	1.65	1.7
11/23/2019 20:00	1.47	1.48	1.51	1.41	1.58	1.63	1.7
11/23/2019 20:15	1.47	1.49	1.54	1.42	1.58	1.64	1.69



Date Time	K-Plant						
	K-Plant Intake #1 °C	K-Plant Intake #2 °C	EMD Plant Intake °C	Cat Plant Intake °C	K-Plant Discharge °C	EMD Plant Discharge °C	Cat Plant Discharge °C
11/23/2019 20:30	1.47	1.49	1.55	1.41	1.58	1.65	1.7
11/23/2019 20:45	1.48	1.49	1.57	1.4	1.58	1.64	1.7
11/23/2019 21:00	1.48	1.49	1.49	1.4	1.57	1.62	1.69
11/23/2019 21:15	1.47	1.48	1.5	1.4	1.57	1.62	1.69
11/23/2019 21:30	1.46	1.48	1.56	1.4	1.57	1.63	1.7
11/23/2019 21:45	1.46	1.47	1.52	1.4	1.56	1.63	1.7
11/23/2019 22:00	1.46	1.47	1.55	1.41	1.56	1.64	1.7
11/23/2019 22:15	1.47	1.47	1.51	1.41	1.56	1.62	1.7
11/23/2019 22:30	1.46	1.46	1.51	1.43	1.55	1.62	1.7
11/23/2019 22:45	1.46	1.45	1.53	1.43	1.55	1.63	1.71
11/23/2019 23:00	1.45	1.46	1.54	1.42	1.55	1.64	1.72
11/23/2019 23:15	1.45	1.46	1.53	1.44	1.55	1.63	1.72
11/23/2019 23:30	1.46	1.47	1.51	1.45	1.55	1.64	1.72
11/23/2019 23:45	1.46	1.46	1.52	1.44	1.56	1.63	1.73
11/24/2019 0:00	1.46	1.46	1.5	1.42	1.57	1.62	1.73
11/24/2019 0:15	1.45	1.46	1.51	1.37	1.57	1.61	1.72
11/24/2019 0:30	1.45	1.47	1.48	1.44	1.57	1.6	1.71
11/24/2019 0:45	1.45	1.47	1.54	1.39	1.57	1.61	1.72
11/24/2019 1:00	1.45	1.47	1.52	1.43	1.56	1.6	1.71
11/24/2019 1:15	1.45	1.45	1.49	1.44	1.57	1.59	1.72
11/24/2019 1:30	1.45	1.45	1.5	1.42	1.57	1.61	1.72
11/24/2019 1:45	1.45	1.45	1.52	1.42	1.57	1.62	1.71
11/24/2019 2:00	1.45	1.45	1.52	1.42	1.57	1.62	1.72
11/24/2019 2:15	1.45	1.46	1.54	1.43	1.57	1.63	1.71
11/24/2019 2:30	1.45	1.46	1.53	1.46	1.56	1.64	1.72
11/24/2019 2:45	1.46	1.45	1.56	1.45	1.55	1.65	1.73
11/24/2019 3:00	1.45	1.45	1.56	1.46	1.56	1.65	1.73
11/24/2019 3:15	1.45	1.44	1.53	1.43	1.56	1.65	1.73
11/24/2019 3:30	1.44	1.44	1.55	1.45	1.55	1.65	1.74
11/24/2019 3:45	1.44	1.44	1.53	1.46	1.56	1.65	1.74
11/24/2019 4:00	1.45	1.45	1.53	1.46	1.56	1.63	1.73
11/24/2019 4:15	1.45	1.45	1.51	1.45	1.56	1.62	1.73
11/24/2019 4:30	1.45	1.45	1.51	1.41	1.56	1.61	1.73
11/24/2019 4:45	1.45	1.44	1.49	1.42	1.56	1.6	1.72
11/24/2019 5:00	1.45	1.44	1.5	1.42	1.55	1.6	1.72
11/24/2019 5:15	1.45	1.45	1.49	1.44	1.54	1.6	1.72
11/24/2019 5:30	1.45	1.45	1.52	1.39	1.54	1.62	1.72
11/24/2019 5:45	1.44	1.44	1.52	1.43	1.54	1.62	1.71
11/24/2019 6:00	1.45	1.46	1.53	1.41	1.55	1.62	1.71
11/24/2019 6:15	1.45	1.46	1.53	1.42	1.55	1.61	1.71
11/24/2019 6:30	1.45	1.46	1.49	1.45	1.55	1.6	1.71
11/24/2019 6:45	1.46	1.46	1.51	1.42	1.56	1.6	1.72
11/24/2019 7:00	1.45	1.46	1.55	1.45	1.56	1.63	1.72
11/24/2019 7:15	1.45	1.46	1.53	1.44	1.56	1.63	1.73

Date Time	K-Plant						
	K-Plant Intake #1 °C	K-Plant Intake #2 °C	EMD Plant Intake °C	Cat Plant Intake °C	K-Plant Discharge °C	EMD Plant Discharge °C	Cat Plant Discharge °C
11/24/2019 7:30	1.45	1.45	1.52	1.44	1.56	1.62	1.73
11/24/2019 7:45	1.45	1.45	1.51	1.44	1.55	1.61	1.73
11/24/2019 8:00	1.45	1.46	1.52	1.45	1.54	1.62	1.72
11/24/2019 8:15	1.45	1.46	1.53	1.45	1.53	1.64	1.73
11/24/2019 8:30	1.47	1.48	1.56	1.46	1.53	1.66	1.73
11/24/2019 8:45	1.47	1.47	1.56	1.45	1.54	1.66	1.74
11/24/2019 9:00	1.45	1.47	1.55	1.44	1.55	1.65	1.73
11/24/2019 9:15	1.46	1.47	1.53	1.43	1.55	1.65	1.73
11/24/2019 9:30	1.46	1.48	1.51	1.42	1.55	1.62	1.72
11/24/2019 9:45	1.47	1.48	1.49	1.42	1.54	1.6	1.72
11/24/2019 10:00	1.47	1.49	1.49	1.41	1.54	1.59	1.72
11/24/2019 10:15	1.47	1.48	1.51	1.41	1.54	1.62	1.71
11/24/2019 10:30	1.44	1.46	1.49	1.41	1.54	1.61	1.71
11/24/2019 10:45	1.44	1.46	1.55	1.42	1.52	1.63	1.71
11/24/2019 11:00	1.44	1.46	1.51	1.39	1.52	1.62	1.71
11/24/2019 11:15	1.44	1.45	1.52	1.43	1.53	1.63	1.71
11/24/2019 11:30	1.44	1.45	1.54	1.4	1.53	1.65	1.71
11/24/2019 11:45	1.43	1.44	1.59	1.39	1.53	1.67	1.7
11/24/2019 12:00	1.43	1.43	1.6	1.4	1.54	1.69	1.7
11/24/2019 12:15	1.43	1.43	1.59	1.39	1.54	1.69	1.71
11/24/2019 12:30	1.43	1.43	1.6	1.39	1.55	1.68	1.71
11/24/2019 12:45	1.43	1.43	1.61	1.44	1.55	1.69	1.7
11/24/2019 13:00	1.43	1.43	1.63	1.42	1.55	1.72	1.72
11/24/2019 13:15	1.43	1.43	1.58	1.4	1.55	1.68	1.73
11/24/2019 13:30	1.43	1.43	1.62	1.42	1.56	1.69	1.72
11/24/2019 13:45	1.42	1.42	1.6	1.44	1.55	1.67	1.72
11/24/2019 14:00	1.43	1.42	1.57	1.4	1.54	1.67	1.72
11/24/2019 14:15	1.43	1.42	1.59	1.4	1.54	1.67	1.71
11/24/2019 14:30	1.43	1.43	1.55	1.4	1.54	1.64	1.7
11/24/2019 14:45	1.43	1.43	1.53	1.42	1.54	1.62	1.7
11/24/2019 15:00	1.43	1.43	1.52	1.38	1.54	1.6	1.69
11/24/2019 15:15	1.43	1.43	1.51	1.42	1.54	1.6	1.7
11/24/2019 15:30	1.43	1.43	1.48	1.4	1.54	1.57	1.7
11/24/2019 15:45	1.43	1.43	1.48	1.4	1.54	1.6	1.7
11/24/2019 16:00	1.43	1.43	1.53	1.4	1.53	1.65	1.7
11/24/2019 16:15	1.43	1.43	1.59	1.4	1.53	1.65	1.7
11/24/2019 16:30	1.43	1.43	1.59	1.41	1.53	1.65	1.7
11/24/2019 16:45	1.43	1.43	1.63	1.4	1.53	1.68	1.7
11/24/2019 17:00	1.43	1.42	1.59	1.4	1.53	2.02	1.7
11/24/2019 17:15	1.43	1.42	1.57	1.39	1.54	4.52	1.72
11/24/2019 17:30	1.43	1.42	1.58	1.41	1.54	4.8	1.73
11/24/2019 17:45	1.43	1.42	1.57	1.42	1.54	4.94	1.76
11/24/2019 18:00	1.43	1.42	1.56	1.43	1.53	4.93	1.77
11/24/2019 18:15	1.43	1.42	1.54	1.41	1.53	5.48	1.79

Date Time	K-Plant						
	K-Plant Intake #1 °C	K-Plant Intake #2 °C	EMD Plant Intake °C	Cat Plant Intake °C	K-Plant Discharge °C	EMD Plant Discharge °C	Cat Plant Discharge °C
11/24/2019 18:30	1.43	1.42	1.53	1.42	1.53	4.98	1.76
11/24/2019 18:45	1.42	1.42	1.53	1.4	1.53	4.85	1.76
11/24/2019 19:00	1.42	1.42	1.54	1.42	1.54	4.87	1.77
11/24/2019 19:15	1.42	1.42	1.57	1.41	1.54	4.87	1.78
11/24/2019 19:30	1.43	1.42	1.49	1.39	1.54	4.75	1.77
11/24/2019 19:45	1.43	1.42	1.49	1.4	1.53	4.82	1.77
11/24/2019 20:00	1.43	1.42	1.53	1.38	1.53	4.89	1.76
11/24/2019 20:15	1.43	1.42	1.53	1.41	1.52	4.82	1.76
11/24/2019 20:30	1.43	1.42	1.56	1.38	1.52	4.81	1.77
11/24/2019 20:45	1.42	1.42	1.57	1.38	1.52	4.88	1.76
11/24/2019 21:00	1.42	1.42	1.58	1.37	1.52	4.89	1.76
11/24/2019 21:15	1.42	1.42	1.59	1.4	1.52	4.86	1.76
11/24/2019 21:30	1.43	1.42	1.57	1.39	1.51	4.81	1.77
11/24/2019 21:45	1.43	1.43	1.55	1.39	1.51	4.81	1.76
11/24/2019 22:00	1.43	1.43	1.57	1.4	1.52	4.92	1.76
11/24/2019 22:15	1.43	1.43	1.58	1.43	1.53	4.91	1.77
11/24/2019 22:30	1.43	1.43	1.57	1.45	1.53	4.84	1.78
11/24/2019 22:45	1.45	1.44	1.56	1.39	1.54	4.92	1.79
11/24/2019 23:00	1.44	1.43	1.55	1.41	1.55	4.23	1.77
11/24/2019 23:15	1.44	1.43	1.58	1.44	1.55	4.3	1.78
11/24/2019 23:30	1.44	1.43	1.6	1.4	1.55	3.45	1.78
11/24/2019 23:45	1.44	1.43	1.57	1.43	1.55	1.86	1.78
11/25/2019 0:00	1.43	1.43	1.59	1.41	1.54	1.71	1.78
11/25/2019 0:15	1.43	1.43	1.59	1.46	1.54	1.7	1.77
11/25/2019 0:30	1.43	1.43	1.58	1.45	1.53	1.7	1.76
11/25/2019 0:45	1.44	1.43	1.56	1.45	1.53	1.7	1.75
11/25/2019 1:00	1.44	1.43	1.6	1.46	1.54	1.7	1.75
11/25/2019 1:15	1.44	1.43	1.57	1.43	1.55	1.7	1.74
11/25/2019 1:30	1.44	1.43	1.58	1.42	1.55	1.68	1.73
11/25/2019 1:45	1.44	1.43	1.57	1.39	1.55	1.69	1.72
11/25/2019 2:00	1.44	1.43	1.61	1.39	1.54	1.71	1.72
11/25/2019 2:15	1.44	1.43	1.58	1.37	1.54	1.71	1.71
11/25/2019 2:30	1.44	1.43	1.61	1.36	1.54	1.72	1.7
11/25/2019 2:45	1.44	1.43	1.59	1.37	1.53	1.68	1.69
11/25/2019 3:00	1.44	1.44	1.58	1.37	1.53	1.69	1.7
11/25/2019 3:15	1.44	1.44	1.55	1.4	1.53	1.66	1.69
11/25/2019 3:30	1.44	1.44	1.53	1.39	1.52	1.64	1.69
11/25/2019 3:45	1.44	1.44	1.54	1.4	1.53	1.64	1.69
11/25/2019 4:00	1.43	1.43	1.54	1.43	1.54	1.64	1.69
11/25/2019 4:15	1.43	1.43	1.54	1.45	1.54	1.64	1.7
11/25/2019 4:30	1.43	1.43	1.54	1.39	1.54	1.64	1.71
11/25/2019 4:45	1.43	1.43	1.53	1.39	1.53	1.63	1.7
11/25/2019 5:00	1.43	1.44	1.52	1.37	1.53	1.62	1.7
11/25/2019 5:15	1.43	1.45	1.52	1.42	1.53	1.62	1.69

Date Time	K-Plant						
	K-Plant Intake #1 °C	K-Plant Intake #2 °C	EMD Plant Intake °C	Cat Plant Intake °C	K-Plant Discharge °C	EMD Plant Discharge °C	Cat Plant Discharge °C
11/25/2019 5:30	1.43	1.46	1.52	1.38	1.53	1.62	1.7
11/25/2019 5:45	1.43	1.46	1.52	1.44	1.53	1.61	1.7
11/25/2019 6:00	1.44	1.47	1.5	1.43	1.53	1.6	1.7
11/25/2019 6:15	1.43	1.48	1.51	1.39	1.53	1.61	1.7
11/25/2019 6:30	1.44	1.48	1.52	1.42	1.52	1.61	1.7
11/25/2019 6:45	1.45	1.48	1.52	1.39	1.52	1.62	1.68
11/25/2019 7:00	1.44	1.48	1.54	1.36	1.52	1.64	1.67
11/25/2019 7:15	1.43	1.48	1.56	1.33	1.53	1.67	1.65
11/25/2019 7:30	1.44	1.47	1.57	1.35	1.53	2.01	1.65
11/25/2019 7:45	1.43	1.45	1.58	1.4	1.53	3.06	1.67
11/25/2019 8:00	1.43	1.44	1.6	1.38	1.54	3.61	1.7
11/25/2019 8:15	1.44	1.43	1.62	1.41	1.54	4.7	1.72
11/25/2019 8:30	1.42	1.43	1.62	1.44	1.54	4.84	1.73
11/25/2019 8:45	1.42	1.43	1.64	1.45	1.53	4.86	1.75
11/25/2019 9:00	1.42	1.42	1.58	1.46	1.53	4.87	1.77
11/25/2019 9:15	1.42	1.42	1.54	1.48	1.52	4.86	1.77
11/25/2019 9:30	1.42	1.43	1.55	1.48	1.52	4.85	1.78
11/25/2019 9:45	1.44	1.43	1.58	1.49	1.52	4.87	1.8
11/25/2019 10:00	1.43	1.43	1.58	1.43	1.53	5.01	1.8
11/25/2019 10:15	1.43	1.43	1.57	1.43	1.53	5.09	1.8
11/25/2019 10:30	1.43	1.43	1.56	1.43	1.53	5.08	1.8
11/25/2019 10:45	1.43	1.43	1.54	1.45	1.53	5.07	1.8
11/25/2019 11:00	1.43	1.44	1.53	1.46	1.53	5.07	1.8
11/25/2019 11:15	1.44	1.44	1.56	1.48	1.54	5.09	1.81
11/25/2019 11:30	1.44	1.44	1.56	1.46	1.54	5.13	1.82
11/25/2019 11:45	1.44	1.44	1.55	1.48	1.55	5.09	1.83
11/25/2019 12:00	1.44	1.44	1.55	1.43	1.55	5.07	1.82
11/25/2019 12:15	1.44	1.45	1.53	1.45	1.56	5.06	1.82
11/25/2019 12:30	1.44	1.45	1.52	1.44	1.56	5.11	1.81
11/25/2019 12:45	1.45	1.45	1.52	1.43	1.57	5.09	1.8
11/25/2019 13:00	1.45	1.45	1.64	1.42	1.56	5.14	1.8
11/25/2019 13:15	1.45	1.45	1.62	1.43	1.56	5.16	1.79
11/25/2019 13:30	1.45	1.45	1.62	1.43	1.55	5.07	1.79
11/25/2019 13:45	1.45	1.45	1.58	1.41	1.56	5.07	1.78
11/25/2019 14:00	1.45	1.45	1.59	1.4	1.56	5.13	1.78
11/25/2019 14:15	1.45	1.45	1.53	1.43	1.56	5.07	1.78
11/25/2019 14:30	1.45	1.45	1.55	1.43	1.56	5.15	1.79
11/25/2019 14:45	1.45	1.45	1.56	1.45	1.56	5.06	1.79
11/25/2019 15:00	1.45	1.45	1.57	1.45	1.56	5.14	1.8
11/25/2019 15:15	1.45	1.45	1.61	1.45	1.56	5.16	1.81
11/25/2019 15:30	1.45	1.45	1.61	1.42	1.56	5.17	1.8
11/25/2019 15:45	1.45	1.45	1.63	1.38	1.56	5.15	1.8
11/25/2019 16:00	1.45	1.45	1.66	1.43	1.56	5.14	1.8
11/25/2019 16:15	1.45	1.45	1.62	1.44	1.56	5.17	1.81

Date Time	K-Plant						
	K-Plant Intake #1 °C	K-Plant Intake #2 °C	EMD Plant Intake °C	Cat Plant Intake °C	K-Plant Discharge °C	EMD Plant Discharge °C	Cat Plant Discharge °C
11/25/2019 16:30	1.45	1.45	1.65	1.48	1.56	5.2	1.8
11/25/2019 16:45	1.45	1.45	1.64	1.46	1.56	5.17	1.81
11/25/2019 17:00	1.45	1.45	1.62	1.45	1.56	5.12	1.81
11/25/2019 17:15	1.45	1.45	1.62	1.44	1.56	5.1	1.81
11/25/2019 17:30	1.45	1.44	1.66	1.45	1.56	5.15	1.8
11/25/2019 17:45	1.45	1.44	1.67	1.45	1.56	5.17	1.8
11/25/2019 18:00	1.44	1.44	1.63	1.44	1.55	5.12	1.81
11/25/2019 18:15	1.44	1.44	1.61	1.44	1.55	5.06	1.8
11/25/2019 18:30	1.44	1.44	1.58	1.44	1.55	5.1	1.8
11/25/2019 18:45	1.44	1.44	1.55	1.45	1.55	5.07	1.79
11/25/2019 19:00	1.44	1.44	1.57	1.45	1.55	5.08	1.79
11/25/2019 19:15	1.44	1.44	1.59	1.45	1.55	5.05	1.8
11/25/2019 19:30	1.44	1.44	1.59	1.48	1.56	5.09	1.8
11/25/2019 19:45	1.44	1.44	1.56	1.45	1.55	5.14	1.81
11/25/2019 20:00	1.44	1.44	1.55	1.47	1.55	5.12	1.82
11/25/2019 20:15	1.44	1.44	1.56	1.46	1.55	5.07	1.81
11/25/2019 20:30	1.44	1.44	1.55	1.44	1.55	5.3	1.81
11/25/2019 20:45	1.44	1.45	1.57	1.47	1.55	12.18	1.81
11/25/2019 21:00	1.45	1.45	1.55	1.47	1.55	13.54	1.82
11/25/2019 21:15	1.45	1.45	1.57	1.49	1.55	13.72	1.82
11/25/2019 21:30	1.45	1.45	1.59	1.48	1.55	13.69	1.83
11/25/2019 21:45	1.45	1.45	1.58	1.49	1.56	13.72	1.83
11/25/2019 22:00	1.45	1.46	1.62	1.44	1.56	13.79	1.84
11/25/2019 22:15	1.45	1.46	1.61	1.48	1.56	13.75	1.83
11/25/2019 22:30	1.46	1.46	1.59	1.48	1.56	11.13	1.83
11/25/2019 22:45	1.46	1.46	1.61	1.45	1.56	5.11	1.83
11/25/2019 23:00	1.46	1.46	1.62	1.5	1.57	2.1	1.83
11/25/2019 23:15	1.46	1.46	1.63	1.49	1.57	1.76	1.84
11/25/2019 23:30	1.46	1.47	1.63	1.47	1.56	1.76	1.85
11/25/2019 23:45	1.46	1.47	1.61	1.5	1.56	1.75	1.84
11/26/2019 0:00	1.46	1.47	1.62	1.52	1.57	1.75	1.84
11/26/2019 0:15	1.46	1.47	1.64	1.45	1.57	1.75	1.84
11/26/2019 0:30	1.47	1.47	1.6	1.48	1.57	1.74	1.83
11/26/2019 0:45	1.47	1.47	1.62	1.49	1.57	1.73	1.83
11/26/2019 1:00	1.47	1.47	1.62	1.44	1.57	1.73	1.84
11/26/2019 1:15	1.47	1.47	1.62	1.46	1.57	1.73	1.81
11/26/2019 1:30	1.47	1.47	1.63	1.45	1.57	1.74	1.8
11/26/2019 1:45	1.47	1.47	1.63	1.48	1.57	1.73	1.8
11/26/2019 2:00	1.46	1.47	1.62	1.5	1.57	1.76	1.82
11/26/2019 2:15	1.46	1.47	1.64	1.5	1.57	1.77	1.83
11/26/2019 2:30	1.46	1.47	1.64	1.53	1.58	1.76	1.84
11/26/2019 2:45	1.46	1.47	1.62	1.52	1.58	1.76	1.86
11/26/2019 3:00	1.47	1.47	1.64	1.54	1.58	1.76	1.86
11/26/2019 3:15	1.47	1.47	1.67	1.55	1.58	1.78	1.86

Date Time	K-Plant						
	K-Plant Intake #1 °C	K-Plant Intake #2 °C	EMD Plant Intake °C	Cat Plant Intake °C	K-Plant Discharge °C	EMD Plant Discharge °C	Cat Plant Discharge °C
11/26/2019 3:30	1.47	1.48	1.66	1.54	1.59	1.78	1.86
11/26/2019 3:45	1.47	1.48	1.67	1.54	1.59	1.79	1.86
11/26/2019 4:00	1.47	1.48	1.65	1.54	1.59	1.78	1.86
11/26/2019 4:15	1.47	1.48	1.64	1.52	1.59	1.76	1.85
11/26/2019 4:30	1.48	1.48	1.63	1.46	1.59	1.75	1.84
11/26/2019 4:45	1.47	1.48	1.63	1.46	1.59	1.74	1.83
11/26/2019 5:00	1.47	1.48	1.62	1.49	1.59	1.73	1.8
11/26/2019 5:15	1.47	1.48	1.63	1.46	1.59	1.71	1.81
11/26/2019 5:30	1.47	1.48	1.61	1.45	1.58	1.71	1.81
11/26/2019 5:45	1.47	1.48	1.6	1.45	1.58	1.7	1.8
11/26/2019 6:00	1.46	1.48	1.58	1.45	1.58	1.68	1.79
11/26/2019 6:15	1.46	1.49	1.56	1.44	1.58	1.67	1.79
11/26/2019 6:30	1.46	1.49	1.55	1.44	1.58	1.65	1.79
11/26/2019 6:45	1.46	1.49	1.52	1.44	1.57	1.64	1.78
11/26/2019 7:00	1.46	1.49	1.52	1.43	1.57	1.63	1.78
11/26/2019 7:15	1.46	1.49	1.51	1.45	1.57	1.62	1.77
11/26/2019 7:30	1.48	1.49	1.53	1.45	1.57	1.64	1.77
11/26/2019 7:45	1.48	1.5	1.52	1.46	1.57	1.98	1.77
11/26/2019 8:00	1.48	1.5	1.55	1.46	1.57	3.83	1.78
11/26/2019 8:15	1.47	1.49	1.56	1.46	1.57	3.97	1.79
11/26/2019 8:30	1.47	1.48	1.53	1.46	1.57	4	1.81
11/26/2019 8:45	1.47	1.48	1.51	1.46	1.57	3.96	1.81
11/26/2019 9:00	1.47	1.48	1.54	1.46	1.56	5.05	1.81
11/26/2019 9:15	1.48	1.48	1.57	1.47	1.55	5.08	1.81
11/26/2019 9:30	1.48	1.48	1.54	1.47	1.55	5.15	1.82
11/26/2019 9:45	1.48	1.48	1.54	1.46	1.55	5.11	1.82
11/26/2019 10:00	1.47	1.47	1.54	1.41	1.55	5.15	1.81
11/26/2019 10:15	1.47	1.47	1.58	1.46	1.55	5.13	1.79
11/26/2019 10:30	1.47	1.46	1.58	1.43	1.55	5.18	1.8
11/26/2019 10:45	1.47	1.46	1.59	1.46	1.55	5.17	1.8
11/26/2019 11:00	1.47	1.46	1.55	1.49	1.56	5.14	1.83
11/26/2019 11:15	1.47	1.46	1.61	1.5	1.57	5.21	1.84
11/26/2019 11:30	1.46	1.46	1.66	1.48	1.57	5.26	1.85
11/26/2019 11:45	1.46	1.46	1.63	1.46	1.57	5.25	1.84
11/26/2019 12:00	1.46	1.46	1.59	1.47	1.56	5.21	1.83
11/26/2019 12:15	1.46	1.46	1.58	1.46	1.56	5.2	1.83
11/26/2019 12:30	1.47	1.47	1.58	1.49	1.56	5.19	1.84
11/26/2019 12:45	1.47	1.47	1.58	1.48	1.56	5.18	1.84
11/26/2019 13:00	1.47	1.47	1.57	1.46	1.56	5.19	1.84
11/26/2019 13:15	1.46	1.46	1.57	1.48	1.56	5.15	1.84
11/26/2019 13:30	1.47	1.47	1.56	1.49	1.57	5.16	1.85
11/26/2019 13:45	1.47	1.47	1.58	1.49	1.57	5.18	1.85
11/26/2019 14:00	1.47	1.47	1.56	1.47	1.57	5.2	1.85
11/26/2019 14:15	1.47	1.47	1.58	1.44	1.57	5.22	1.85

Date Time	K-Plant						
	K-Plant Intake #1 °C	K-Plant Intake #2 °C	EMD Plant Intake °C	Cat Plant Intake °C	K-Plant Discharge °C	EMD Plant Discharge °C	Cat Plant Discharge °C
11/26/2019 14:30	1.47	1.47	1.59	1.48	1.58	5.21	1.85
11/26/2019 14:45	1.47	1.47	1.6	1.46	1.58	5.24	1.85
11/26/2019 15:00	1.47	1.47	1.56	1.48	1.58	5.2	1.85
11/26/2019 15:15	1.47	1.47	1.6	1.49	1.57	5.16	1.85
11/26/2019 15:30	1.47	1.47	1.59	1.49	1.56	5.22	1.85
11/26/2019 15:45	1.46	1.47	1.6	1.5	1.56	5.15	1.85
11/26/2019 16:00	1.46	1.47	1.61	1.5	1.56	5.25	1.86
11/26/2019 16:15	1.46	1.46	1.6	1.51	1.56	5.24	1.86
11/26/2019 16:30	1.46	1.46	1.61	1.49	1.57	5.18	1.86
11/26/2019 16:45	1.46	1.46	1.59	1.47	1.56	5.23	1.85
11/26/2019 17:00	1.46	1.46	1.62	1.46	1.56	5.85	1.84
11/26/2019 17:15	1.46	1.46	1.61	1.47	1.56	5.81	1.83
11/26/2019 17:30	1.46	1.46	1.59	1.48	1.56	5.87	1.83
11/26/2019 17:45	1.46	1.46	1.57	1.48	1.57	5.79	1.83
11/26/2019 18:00	1.46	1.46	1.57	1.47	1.57	5.82	1.83
11/26/2019 18:15	1.46	1.46	1.56	1.48	1.57	5.82	1.83
11/26/2019 18:30	1.46	1.46	1.54	1.48	1.57	5.79	1.83
11/26/2019 18:45	1.46	1.46	1.55	1.48	1.57	5.79	1.83
11/26/2019 19:00	1.46	1.46	1.54	1.47	1.57	5.78	1.83
11/26/2019 19:15	1.46	1.46	1.56	1.46	1.57	5.83	1.83
11/26/2019 19:30	1.46	1.47	1.54	1.46	1.57	5.15	1.82
11/26/2019 19:45	1.46	1.47	1.53	1.47	1.57	5.14	1.81
11/26/2019 20:00	1.47	1.47	1.56	1.46	1.57	5.13	1.82
11/26/2019 20:15	1.47	1.47	1.56	1.46	1.57	5.16	1.81
11/26/2019 20:30	1.47	1.47	1.57	1.45	1.57	5.15	1.81
11/26/2019 20:45	1.47	1.47	1.59	1.46	1.57	5.13	1.81
11/26/2019 21:00	1.47	1.47	1.61	1.46	1.57	5.13	1.8
11/26/2019 21:15	1.47	1.48	1.63	1.43	1.57	5.13	1.8
11/26/2019 21:30	1.47	1.47	1.62	1.45	1.57	5.14	1.8
11/26/2019 21:45	1.47	1.47	1.6	1.45	1.57	5.12	1.8
11/26/2019 22:00	1.47	1.48	1.63	1.48	1.57	5.15	1.8
11/26/2019 22:15	1.48	1.48	1.58	1.46	1.57	5.1	1.83
11/26/2019 22:30	1.47	1.48	1.58	1.49	1.57	4.53	1.82
11/26/2019 22:45	1.47	1.47	1.58	1.48	1.57	3.99	1.83
11/26/2019 23:00	1.47	1.47	1.58	1.46	1.56	2.45	1.83
11/26/2019 23:15	1.47	1.47	1.56	1.46	1.57	1.72	1.82
11/26/2019 23:30	1.47	1.47	1.54	1.48	1.56	1.68	1.82
11/26/2019 23:45	1.47	1.48	1.53	1.47	1.57	1.66	1.8
11/27/2019 0:00	1.48	1.48	1.54	1.43	1.57	1.65	1.78
11/27/2019 0:15	1.47	1.48	1.53	1.46	1.57	1.65	1.77
11/27/2019 0:30	1.47	1.48	1.56	1.48	1.57	1.66	1.78
11/27/2019 0:45	1.47	1.48	1.57	1.5	1.57	1.68	1.78
11/27/2019 1:00	1.46	1.47	1.58	1.46	1.57	1.68	1.79
11/27/2019 1:15	1.46	1.47	1.6	1.48	1.57	1.7	1.79

Date Time	K-Plant						
	K-Plant Intake #1 °C	K-Plant Intake #2 °C	EMD Plant Intake °C	Cat Plant Intake °C	K-Plant Discharge °C	EMD Plant Discharge °C	Cat Plant Discharge °C
11/27/2019 1:30	1.45	1.47	1.59	1.48	1.55	1.7	1.78
11/27/2019 1:45	1.46	1.47	1.59	1.47	1.55	1.69	1.79
11/27/2019 2:00	1.46	1.47	1.58	1.49	1.55	1.69	1.79
11/27/2019 2:15	1.44	1.47	1.58	1.48	1.54	1.7	1.78
11/27/2019 2:30	1.44	1.47	1.58	1.48	1.55	1.69	1.78
11/27/2019 2:45	1.45	1.46	1.58	1.49	1.55	1.68	1.79
11/27/2019 3:00	1.46	1.47	1.57	1.48	1.55	1.68	1.79
11/27/2019 3:15	1.45	1.46	1.58	1.48	1.56	1.68	1.79
11/27/2019 3:30	1.45	1.47	1.55	1.49	1.56	1.66	1.79
11/27/2019 3:45	1.45	1.46	1.55	1.49	1.56	1.65	1.8
11/27/2019 4:00	1.45	1.45	1.54	1.48	1.56	1.65	1.79
11/27/2019 4:15	1.45	1.45	1.54	1.48	1.56	1.64	1.79
11/27/2019 4:30	1.44	1.45	1.54	1.48	1.56	1.64	1.79
11/27/2019 4:45	1.44	1.44	1.54	1.48	1.56	1.64	1.79
11/27/2019 5:00	1.44	1.45	1.58	1.49	1.56	1.67	1.79
11/27/2019 5:15	1.44	1.45	1.56	1.5	1.55	1.67	1.8
11/27/2019 5:30	1.45	1.46	1.56	1.48	1.56	1.66	1.8
11/27/2019 5:45	1.45	1.46	1.54	1.48	1.55	1.65	1.79
11/27/2019 6:00	1.44	1.45	1.55	1.47	1.55	1.65	1.79
11/27/2019 6:15	1.44	1.45	1.54	1.47	1.55	1.64	1.78
11/27/2019 6:30	1.44	1.45	1.53	1.47	1.55	1.63	1.78
11/27/2019 6:45	1.44	1.45	1.53	1.47	1.55	1.63	1.78
11/27/2019 7:00	1.44	1.45	1.53	1.47	1.55	1.62	1.77
11/27/2019 7:15	1.44	1.45	1.52	1.46	1.55	1.62	1.77
11/27/2019 7:30	1.44	1.45	1.52	1.46	1.55	1.69	1.77
11/27/2019 7:45	1.44	1.45	1.51	1.44	1.55	3.21	1.76
11/27/2019 8:00	1.44	1.44	1.51	1.44	1.54	3.73	1.77
11/27/2019 8:15	1.43	1.44	1.5	1.44	1.55	4.7	1.77
11/27/2019 8:30	1.44	1.44	1.5	1.45	1.54	5.52	1.78
11/27/2019 8:45	1.44	1.44	1.52	1.46	1.55	5.51	1.79
11/27/2019 9:00	1.45	1.45	1.53	1.46	1.54	5.53	1.79
11/27/2019 9:15	1.45	1.45	1.54	1.44	1.54	5.56	1.79
11/27/2019 9:30	1.44	1.45	1.54	1.44	1.55	5.57	1.79
11/27/2019 9:45	1.44	1.45	1.55	1.44	1.54	5.64	1.78
11/27/2019 10:00	1.44	1.45	1.55	1.43	1.54	5.64	1.78
11/27/2019 10:15	1.44	1.44	1.58	1.45	1.54	5.67	1.78
11/27/2019 10:30	1.44	1.44	1.57	1.46	1.55	5.64	1.79
11/27/2019 10:45	1.44	1.44	1.59	1.44	1.54	5.7	1.8
11/27/2019 11:00	1.44	1.44	1.62	1.45	1.54	5.74	1.79
11/27/2019 11:15	1.44	1.44	1.62	1.47	1.54	5.75	1.8
11/27/2019 11:30	1.44	1.45	1.61	1.4	1.54	5.76	1.8
11/27/2019 11:45	1.44	1.46	1.63	1.39	1.54	5.78	1.8
11/27/2019 12:00	1.44	1.45	1.62	1.45	1.53	5.74	1.79
11/27/2019 12:15	1.45	1.45	1.57	1.46	1.53	5.74	1.79



Date Time	K-Plant						
	K-Plant Intake #1 °C	K-Plant Intake #2 °C	EMD Plant Intake °C	Cat Plant Intake °C	K-Plant Discharge °C	EMD Plant Discharge °C	Cat Plant Discharge °C
11/27/2019 12:30	1.45	1.45	1.55	1.48	1.53	5.72	1.81
11/27/2019 12:45	1.45	1.45	1.55	1.47	1.53	5.76	1.82
11/27/2019 13:00	1.45	1.45	1.56	1.47	1.54	5.77	1.83
11/27/2019 13:15	1.45	1.45	1.54	1.47	1.55	5.75	1.82
11/27/2019 13:30	1.45	1.45	1.53	1.45	1.56	5.74	1.81
11/27/2019 13:45	1.46	1.46	1.52	1.45	1.56	5.75	1.81
11/27/2019 14:00	1.46	1.45	1.52	1.46	1.57	5.68	1.81
11/27/2019 14:15	1.46	1.45	1.51	1.46	1.57	5.75	1.81
11/27/2019 14:30	1.45	1.45	1.51	1.45	1.57	5.76	1.81
11/27/2019 14:45	1.46	1.46	1.53	1.45	1.57	5.76	1.81
11/27/2019 15:00	1.45	1.46	1.6	1.45	1.57	5.76	1.82
11/27/2019 15:15	1.46	1.46	1.57	1.45	1.57	5.76	1.82
11/27/2019 15:30	1.45	1.46	1.6	1.44	1.57	5.85	1.82
11/27/2019 15:45	1.45	1.46	1.61	1.47	1.57	5.82	1.81
11/27/2019 16:00	1.45	1.46	1.6	1.45	1.56	5.79	1.83
11/27/2019 16:15	1.45	1.46	1.59	1.45	1.56	5.7	1.82
11/27/2019 16:30	1.45	1.45	1.58	1.45	1.56	5.73	1.82
11/27/2019 16:45	1.45	1.45	1.57	1.44	1.56	5.73	1.83
11/27/2019 17:00	1.45	1.45	1.58	1.47	1.56	5.75	1.83
11/27/2019 17:15	1.45	1.45	1.59	1.44	1.56	5.73	1.83
11/27/2019 17:30	1.45	1.45	1.57	1.45	1.56	5.81	1.82
11/27/2019 17:45	1.45	1.45	1.56	1.48	1.56	5.84	1.81
11/27/2019 18:00	1.45	1.45	1.56	1.48	1.56	5.85	1.83
11/27/2019 18:15	1.45	1.45	1.55	1.49	1.56	5.82	1.83
11/27/2019 18:30	1.45	1.45	1.57	1.46	1.56	5.77	1.84
11/27/2019 18:45	1.45	1.45	1.56	1.48	1.56	5.76	1.83
11/27/2019 19:00	1.45	1.45	1.57	1.44	1.56	5.73	1.83
11/27/2019 19:15	1.45	1.45	1.59	1.44	1.56	5.82	1.82
11/27/2019 19:30	1.46	1.46	1.55	1.44	1.57	5.8	1.82
11/27/2019 19:45	1.46	1.45	1.56	1.44	1.57	5.83	1.82
11/27/2019 20:00	1.46	1.45	1.61	1.45	1.57	5.48	1.81
11/27/2019 20:15	1.46	1.46	1.59	1.45	1.57	5.35	1.82
11/27/2019 20:30	1.46	1.46	1.65	1.46	1.57	5.32	1.82
11/27/2019 20:45	1.46	1.46	1.61	1.47	1.57	5.31	1.82
11/27/2019 21:00	1.46	1.46	1.63	1.46	1.56	5.34	1.82
11/27/2019 21:15	1.46	1.46	1.63	1.45	1.56	5.33	1.82
11/27/2019 21:30	1.46	1.46	1.63	1.45	1.56	5.34	1.81
11/27/2019 21:45	1.46	1.46	1.63	1.46	1.56	5.35	1.82
11/27/2019 22:00	1.46	1.46	1.63	1.47	1.57	5.34	1.82
11/27/2019 22:15	1.46	1.46	1.62	1.45	1.58	5.32	1.83
11/27/2019 22:30	1.46	1.46	1.63	1.51	1.58	4.49	1.84
11/27/2019 22:45	1.46	1.46	1.64	1.48	1.58	2.08	1.85
11/27/2019 23:00	1.46	1.46	1.64	1.5	1.57	1.77	1.85
11/27/2019 23:15	1.46	1.46	1.63	1.46	1.56	1.75	1.85

Date Time	K-Plant						
	K-Plant Intake #1 °C	K-Plant Intake #2 °C	EMD Plant Intake °C	Cat Plant Intake °C	K-Plant Discharge °C	EMD Plant Discharge °C	Cat Plant Discharge °C
11/27/2019 23:30	1.46	1.46	1.63	1.47	1.56	1.75	1.83
11/27/2019 23:45	1.46	1.46	1.64	1.45	1.55	1.75	1.83
11/28/2019 0:00	1.46	1.46	1.62	1.45	1.55	1.74	1.81
11/28/2019 0:15	1.46	1.46	1.61	1.48	1.55	1.72	1.81
11/28/2019 0:30	1.47	1.46	1.6	1.49	1.55	1.71	1.81
11/28/2019 0:45	1.46	1.46	1.62	1.52	1.56	1.71	1.82
11/28/2019 1:00	1.46	1.46	1.61	1.51	1.56	1.71	1.82
11/28/2019 1:15	1.46	1.46	1.6	1.48	1.56	1.7	1.82
11/28/2019 1:30	1.46	1.46	1.58	1.51	1.56	1.69	1.83
11/28/2019 1:45	1.46	1.46	1.57	1.49	1.56	1.68	1.82
11/28/2019 2:00	1.46	1.46	1.57	1.5	1.56	1.69	1.82
11/28/2019 2:15	1.46	1.46	1.59	1.5	1.56	1.7	1.83
11/28/2019 2:30	1.46	1.45	1.58	1.53	1.56	1.69	1.84
11/28/2019 2:45	1.45	1.45	1.61	1.51	1.56	1.7	1.84
11/28/2019 3:00	1.45	1.45	1.6	1.54	1.56	1.71	1.84
11/28/2019 3:15	1.45	1.45	1.61	1.53	1.57	1.7	1.85
11/28/2019 3:30	1.45	1.45	1.63	1.55	1.57	1.71	1.86
11/28/2019 3:45	1.46	1.46	1.61	1.54	1.57	1.72	1.87
11/28/2019 4:00	1.46	1.46	1.62	1.52	1.57	1.72	1.87
11/28/2019 4:15	1.46	1.46	1.6	1.53	1.57	1.71	1.86
11/28/2019 4:30	1.47	1.46	1.59	1.49	1.57	1.71	1.85
11/28/2019 4:45	1.46	1.46	1.65	1.47	1.57	1.72	1.85
11/28/2019 5:00	1.46	1.46	1.64	1.46	1.57	1.72	1.83
11/28/2019 5:15	1.45	1.46	1.63	1.45	1.57	1.71	1.81
11/28/2019 5:30	1.45	1.46	1.61	1.45	1.56	1.68	1.81
11/28/2019 5:45	1.45	1.46	1.59	1.44	1.57	1.68	1.8
11/28/2019 6:00	1.46	1.46	1.54	1.44	1.57	1.66	1.79
11/28/2019 6:15	1.46	1.46	1.53	1.44	1.56	1.64	1.78
11/28/2019 6:30	1.45	1.46	1.54	1.43	1.56	1.65	1.78
11/28/2019 6:45	1.45	1.46	1.53	1.44	1.56	1.65	1.78
11/28/2019 7:00	1.45	1.45	1.52	1.43	1.56	1.63	1.78
11/28/2019 7:15	1.44	1.45	1.52	1.45	1.56	1.63	1.78
11/28/2019 7:30	1.43	1.45	1.53	1.44	1.56	2.1	1.78
11/28/2019 7:45	1.44	1.45	1.58	1.44	1.55	5.18	1.79
11/28/2019 8:00	1.44	1.45	1.62	1.47	1.55	5.62	1.8
11/28/2019 8:15	1.44	1.45	1.6	1.48	1.54	5.66	1.82
11/28/2019 8:30	1.44	1.45	1.53	1.44	1.55	5.61	1.83
11/28/2019 8:45	1.44	1.45	1.58	1.46	1.55	5.67	1.82
11/28/2019 9:00	1.44	1.45	1.54	1.48	1.54	5.6	1.82
11/28/2019 9:15	1.45	1.46	1.51	1.51	1.54	5.57	1.85
11/28/2019 9:30	1.45	1.46	1.53	1.45	1.55	5.62	1.84
11/28/2019 9:45	1.45	1.46	1.53	1.48	1.54	5.6	1.83
11/28/2019 10:00	1.44	1.45	1.5	1.48	1.54	5.63	1.84
11/28/2019 10:15	1.44	1.45	1.58	1.5	1.54	5.58	1.85

Date Time	K-Plant						
	K-Plant Intake #1 °C	K-Plant Intake #2 °C	EMD Plant Intake °C	Cat Plant Intake °C	K-Plant Discharge °C	EMD Plant Discharge °C	Cat Plant Discharge °C
11/28/2019 10:30	1.44	1.46	1.58	1.5	1.54	5.58	1.85
11/28/2019 10:45	1.45	1.47	1.58	1.48	1.54	5.55	1.85
11/28/2019 11:00	1.45	1.47	1.59	1.46	1.54	5.62	1.85
11/28/2019 11:15	1.45	1.47	1.56	1.48	1.54	5.53	1.85
11/28/2019 11:30	1.45	1.48	1.57	1.49	1.54	5.57	1.85
11/28/2019 11:45	1.45	1.48	1.51	1.49	1.53	5.58	1.85
11/28/2019 12:00	1.44	1.48	1.54	1.47	1.53	5.57	1.85
11/28/2019 12:15	1.45	1.48	1.53	1.49	1.53	5.53	1.85
11/28/2019 12:30	1.45	1.47	1.51	1.47	1.52	5.55	1.84
11/28/2019 12:45	1.44	1.47	1.56	1.45	1.52	5.63	1.84
11/28/2019 13:00	1.44	1.47	1.56	1.45	1.52	5.57	1.83
11/28/2019 13:15	1.44	1.46	1.57	1.46	1.52	5.62	1.83
11/28/2019 13:30	1.44	1.46	1.64	1.5	1.52	5.66	1.84
11/28/2019 13:45	1.44	1.45	1.52	1.47	1.53	5.6	1.85
11/28/2019 14:00	1.44	1.45	1.55	1.52	1.53	5.57	1.85
11/28/2019 14:15	1.44	1.45	1.64	1.51	1.53	5.61	1.86
11/28/2019 14:30	1.44	1.45	1.64	1.54	1.53	5.67	1.87
11/28/2019 14:45	1.44	1.45	1.61	1.55	1.53	5.6	1.88
11/28/2019 15:00	1.44	1.45	1.6	1.53	1.54	5.6	1.89
11/28/2019 15:15	1.44	1.45	1.59	1.51	1.54	5.61	1.88
11/28/2019 15:30	1.45	1.46	1.58	1.49	1.54	5.59	1.87
11/28/2019 15:45	1.45	1.46	1.62	1.46	1.54	5.61	1.87
11/28/2019 16:00	1.45	1.46	1.62	1.48	1.55	5.63	1.85
11/28/2019 16:15	1.45	1.46	1.56	1.47	1.55	5.63	1.85
11/28/2019 16:30	1.45	1.45	1.57	1.46	1.55	5.56	1.84
11/28/2019 16:45	1.46	1.46	1.56	1.46	1.55	5.61	1.83
11/28/2019 17:00	1.46	1.46	1.58	1.44	1.55	5.57	1.83
11/28/2019 17:15	1.46	1.45	1.56	1.45	1.55	5.58	1.82
11/28/2019 17:30	1.46	1.44	1.57	1.45	1.55	5.58	1.82
11/28/2019 17:45	1.45	1.43	1.54	1.45	1.55	5.23	1.81
11/28/2019 18:00	1.45	1.44	1.56	1.44	1.54	5.57	1.81
11/28/2019 18:15	1.45	1.45	1.55	1.44	1.54	5.63	1.81
11/28/2019 18:30	1.45	1.45	1.52	1.44	1.54	5.66	1.81
11/28/2019 18:45	1.45	1.45	1.51	1.45	1.54	5.61	1.8
11/28/2019 19:00	1.46	1.46	1.53	1.44	1.54	5.65	1.8
11/28/2019 19:15	1.46	1.46	1.53	1.44	1.55	5.68	1.8
11/28/2019 19:30	1.46	1.46	1.55	1.44	1.55	5.61	1.8
11/28/2019 19:45	1.46	1.46	1.53	1.44	1.56	5.63	1.8
11/28/2019 20:00	1.46	1.46	1.52	1.44	1.56	5.65	1.77
11/28/2019 20:15	1.46	1.46	1.54	1.44	1.57	5.7	1.77
11/28/2019 20:30	1.47	1.47	1.53	1.45	1.57	5.59	1.78
11/28/2019 20:45	1.46	1.47	1.53	1.45	1.57	5.64	1.79
11/28/2019 21:00	1.45	1.47	1.54	1.45	1.57	5.66	1.8
11/28/2019 21:15	1.45	1.47	1.57	1.48	1.58	5.66	1.81

Date Time	K-Plant						
	K-Plant Intake #1 °C	K-Plant Intake #2 °C	EMD Plant Intake °C	Cat Plant Intake °C	K-Plant Discharge °C	EMD Plant Discharge °C	Cat Plant Discharge °C
11/28/2019 21:30	1.45	1.47	1.61	1.45	1.58	5.7	1.81
11/28/2019 21:45	1.46	1.46	1.68	1.45	1.58	5.71	1.81
11/28/2019 22:00	1.45	1.46	1.66	1.45	1.57	5.7	1.81
11/28/2019 22:15	1.47	1.45	1.58	1.45	1.58	5.66	1.81
11/28/2019 22:30	1.47	1.45	1.64	1.45	1.57	5.77	1.81
11/28/2019 22:45	1.47	1.45	1.64	1.48	1.56	5.56	1.82
11/28/2019 23:00	1.48	1.45	1.6	1.46	1.55	4.48	1.83
11/28/2019 23:15	1.48	1.46	1.61	1.46	1.55	3.68	1.82
11/28/2019 23:30	1.48	1.46	1.6	1.46	1.56	3.53	1.82
11/28/2019 23:45	1.49	1.46	1.6	1.47	1.56	2.1	1.82
11/29/2019 0:00	1.48	1.46	1.62	1.46	1.57	1.69	1.82
11/29/2019 0:15	1.48	1.47	1.62	1.46	1.57	1.67	1.81
11/29/2019 0:30	1.48	1.48	1.57	1.46	1.56	1.66	1.8
11/29/2019 0:45	1.48	1.47	1.53	1.45	1.56	1.64	1.8
11/29/2019 1:00	1.47	1.48	1.57	1.49	1.56	1.64	1.8
11/29/2019 1:15	1.47	1.48	1.59	1.47	1.56	1.65	1.8
11/29/2019 1:30	1.47	1.48	1.58	1.46	1.56	1.67	1.8
11/29/2019 1:45	1.47	1.48	1.57	1.45	1.57	1.67	1.8
11/29/2019 2:00	1.47	1.49	1.6	1.46	1.56	1.68	1.8
11/29/2019 2:15	1.47	1.5	1.58	1.48	1.57	1.69	1.79
11/29/2019 2:30	1.47	1.49	1.59	1.45	1.57	1.71	1.8
11/29/2019 2:45	1.47	1.5	1.58	1.46	1.56	1.72	1.8
11/29/2019 3:00	1.47	1.49	1.58	1.45	1.57	1.7	1.8
11/29/2019 3:15	1.48	1.51	1.58	1.45	1.57	1.69	1.79
11/29/2019 3:30	1.48	1.51	1.58	1.46	1.57	1.69	1.79
11/29/2019 3:45	1.48	1.51	1.59	1.45	1.58	1.71	1.79
11/29/2019 4:00	1.49	1.49	1.6	1.46	1.57	1.71	1.79
11/29/2019 4:15	1.48	1.5	1.6	1.47	1.57	1.71	1.79
11/29/2019 4:30	1.46	1.49	1.59	1.45	1.57	1.7	1.8
11/29/2019 4:45	1.45	1.49	1.64	1.46	1.57	1.74	1.79
11/29/2019 5:00	1.45	1.49	1.69	1.46	1.56	1.76	1.8
11/29/2019 5:15	1.46	1.49	1.68	1.49	1.56	1.76	1.8
11/29/2019 5:30	1.47	1.49	1.6	1.45	1.56	1.73	1.81
11/29/2019 5:45	1.47	1.49	1.61	1.45	1.56	1.75	1.8
11/29/2019 6:00	1.47	1.49	1.68	1.45	1.56	1.75	1.8
11/29/2019 6:15	1.47	1.48	1.69	1.46	1.56	1.75	1.79
11/29/2019 6:30	1.46	1.48	1.66	1.45	1.56	1.75	1.8
11/29/2019 6:45	1.46	1.48	1.6	1.45	1.56	1.71	1.8
11/29/2019 7:00	1.46	1.48	1.61	1.45	1.56	1.72	1.8
11/29/2019 7:15	1.46	1.48	1.62	1.45	1.57	1.73	1.79
11/29/2019 7:30	1.46	1.48	1.58	1.44	1.57	2.03	1.79
11/29/2019 7:45	1.46	1.48	1.58	1.45	1.57	4.23	1.79
11/29/2019 8:00	1.46	1.48	1.56	1.44	1.56	4.45	1.8
11/29/2019 8:15	1.46	1.47	1.56	1.44	1.56	5.76	1.81

Date Time	K-Plant						
	K-Plant Intake #1 °C	K-Plant Intake #2 °C	EMD Plant Intake °C	Cat Plant Intake °C	K-Plant Discharge °C	EMD Plant Discharge °C	Cat Plant Discharge °C
11/29/2019 8:30	1.45	1.47	1.55	1.44	1.55	5.82	1.81
11/29/2019 8:45	1.45	1.47	1.55	1.44	1.55	5.77	1.8
11/29/2019 9:00	1.45	1.47	1.54	1.44	1.54	5.71	1.8
11/29/2019 9:15	1.45	1.46	1.54	1.45	1.55	5.78	1.81
11/29/2019 9:30	1.45	1.46	1.56	1.44	1.54	5.77	1.81
11/29/2019 9:45	1.45	1.46	1.54	1.44	1.54	5.77	1.81
11/29/2019 10:00	1.45	1.46	1.56	1.46	1.53	5.77	1.81
11/29/2019 10:15	1.45	1.46	1.56	1.47	1.54	5.8	1.83
11/29/2019 10:30	1.45	1.46	1.57	1.46	1.54	5.76	1.81
11/29/2019 10:45	1.45	1.46	1.56	1.45	1.56	5.8	1.82
11/29/2019 11:00	1.46	1.46	1.57	1.45	1.56	5.8	1.81
11/29/2019 11:15	1.46	1.46	1.61	1.46	1.57	5.8	1.82
11/29/2019 11:30	1.46	1.46	1.58	1.45	1.57	5.8	1.82
11/29/2019 11:45	1.46	1.46	1.66	1.46	1.57	5.79	1.82
11/29/2019 12:00	1.46	1.47	1.59	1.45	1.58	5.78	1.81
11/29/2019 12:15	1.47	1.46	1.57	1.45	1.57	5.77	4.97
11/29/2019 12:30	1.47	1.47	1.54	1.44	1.58	5.72	4.38
11/29/2019 12:45	1.47	1.47	1.55	1.44	1.58	5.73	4.46
11/29/2019 13:00	1.47	1.47	1.55	1.44	1.58	5.61	1.73
11/29/2019 13:15	1.47	1.47	1.54	1.44	1.57	5.67	1.73
11/29/2019 13:30	1.47	1.47	1.55	1.45	1.57	5.73	1.75
11/29/2019 13:45	1.47	1.47	1.55	1.45	1.57	5.74	1.77
11/29/2019 14:00	1.48	1.48	1.55	1.45	1.57	5.81	1.79
11/29/2019 14:15	1.48	1.47	1.55	1.45	1.56	5.82	1.8
11/29/2019 14:30	1.48	1.48	1.52	1.45	1.55	5.58	1.82
11/29/2019 14:45	1.48	1.48	1.54	1.45	1.53	5.58	1.82
11/29/2019 15:00	1.48	1.48	1.56	1.44	1.53	5.61	1.83
11/29/2019 15:15	1.48	1.48	1.55	1.44	1.54	5.2	1.82
11/29/2019 15:30	1.48	1.48	1.53	1.45	1.53	5.15	1.82
11/29/2019 15:45	1.47	1.48	1.54	1.45	1.53	5.77	1.83
11/29/2019 16:00	1.47	1.48	1.55	1.47	1.54	5.83	1.83
11/29/2019 16:15	1.47	1.48	1.56	1.46	1.55	5.73	1.84
11/29/2019 16:30	1.49	1.48	1.56	1.45	1.55	5.67	1.83
11/29/2019 16:45	1.48	1.48	1.54	1.46	1.56	5.64	1.84
11/29/2019 17:00	1.48	1.49	1.55	1.45	1.55	5.71	1.83
11/29/2019 17:15	1.47	1.49	1.52	1.44	1.56	5.73	1.84
11/29/2019 17:30	1.48	1.48	1.57	1.46	1.56	5.73	1.83
11/29/2019 17:45	1.48	1.48	1.53	1.45	1.58	5.72	1.83
11/29/2019 18:00	1.48	1.48	1.55	1.45	1.58	5.75	1.83
11/29/2019 18:15	1.48	1.48	1.52	1.45	1.58	5.76	1.83
11/29/2019 18:30	1.48	1.48	1.53	1.44	1.58	5.75	1.83
11/29/2019 18:45	1.48	1.48	1.59	1.43	1.58	5.8	1.83
11/29/2019 19:00	1.47	1.48	1.56	1.43	1.58	5.76	1.82
11/29/2019 19:15	1.47	1.48	1.56	1.43	1.58	5.76	1.82

Date Time	K-Plant						
	K-Plant Intake #1 °C	K-Plant Intake #2 °C	EMD Plant Intake °C	Cat Plant Intake °C	K-Plant Discharge °C	EMD Plant Discharge °C	Cat Plant Discharge °C
11/29/2019 19:30	1.47	1.48	1.57	1.43	1.58	5.78	1.81
11/29/2019 19:45	1.48	1.48	1.53	1.42	1.59	5.77	1.81
11/29/2019 20:00	1.48	1.48	1.54	1.42	1.58	5.78	1.81
11/29/2019 20:15	1.49	1.48	1.53	1.41	1.58	5.74	1.81
11/29/2019 20:30	1.48	1.48	1.53	1.43	1.57	5.8	1.81
11/29/2019 20:45	1.49	1.48	1.54	1.41	1.58	5.72	1.8
11/29/2019 21:00	1.49	1.49	1.56	1.4	1.59	5.79	1.8
11/29/2019 21:15	1.49	1.49	1.54	1.4	1.6	5.81	1.8
11/29/2019 21:30	1.49	1.48	1.53	1.41	1.6	4.1	1.8
11/29/2019 21:45	1.49	1.48	1.52	1.42	1.61	3.55	1.8
11/29/2019 22:00	1.49	1.48	1.6	1.44	1.61	3.17	1.8
11/29/2019 22:15	1.49	1.48	1.61	1.44	1.61	1.92	1.8
11/29/2019 22:30	1.49	1.48	1.66	1.45	1.61	1.75	1.8
11/29/2019 22:45	1.48	1.47	1.54	1.41	1.61	1.67	1.79
11/29/2019 23:00	1.48	1.47	1.61	1.37	1.61	1.68	1.77
11/29/2019 23:15	1.48	1.48	1.51	1.37	1.6	1.62	1.76
11/29/2019 23:30	1.48	1.48	1.53	1.37	1.6	1.63	1.75
11/29/2019 23:45	1.48	1.49	1.54	1.38	1.6	1.63	1.75
11/30/2019 0:00	1.5	1.49	1.54	1.38	1.6	1.64	1.74
11/30/2019 0:15	1.49	1.49	1.5	1.39	1.59	1.63	1.74
11/30/2019 0:30	1.49	1.48	1.51	1.4	1.58	1.61	1.74
11/30/2019 0:45	1.49	1.48	1.54	1.44	1.59	1.63	1.75
11/30/2019 1:00	1.48	1.48	1.52	1.38	1.58	1.63	1.74
11/30/2019 1:15	1.48	1.48	1.51	1.39	1.58	1.63	1.75
11/30/2019 1:30	1.47	1.48	1.51	1.39	1.57	1.61	1.75
11/30/2019 1:45	1.48	1.48	1.52	1.4	1.57	1.65	1.75
11/30/2019 2:00	1.48	1.47	1.56	1.43	1.57	1.63	1.76
11/30/2019 2:15	1.47	1.47	1.54	1.35	1.57	1.61	1.76
11/30/2019 2:30	1.46	1.47	1.57	1.37	1.57	1.67	1.76
11/30/2019 2:45	1.46	1.46	1.58	1.41	1.57	1.68	1.76
11/30/2019 3:00	1.46	1.46	1.58	1.4	1.56	1.67	1.76
11/30/2019 3:15	1.44	1.46	1.6	1.43	1.56	1.7	1.76
11/30/2019 3:30	1.44	1.46	1.63	1.43	1.55	1.73	1.77
11/30/2019 3:45	1.43	1.46	1.64	1.42	1.55	1.74	1.77
11/30/2019 4:00	1.44	1.46	1.62	1.42	1.55	1.73	1.77
11/30/2019 4:15	1.44	1.45	1.61	1.37	1.54	1.72	1.77
11/30/2019 4:30	1.45	1.45	1.62	1.42	1.54	1.7	1.77
11/30/2019 4:45	1.44	1.45	1.59	1.42	1.54	1.69	1.77
11/30/2019 5:00	1.44	1.45	1.63	1.43	1.54	1.7	1.77
11/30/2019 5:15	1.44	1.45	1.62	1.43	1.54	1.71	1.77
11/30/2019 5:30	1.44	1.45	1.61	1.43	1.54	1.69	1.77
11/30/2019 5:45	1.44	1.45	1.61	1.43	1.54	1.69	1.78
11/30/2019 6:00	1.45	1.45	1.61	1.43	1.54	1.69	1.78
11/30/2019 6:15	1.44	1.46	1.59	1.44	1.54	1.67	1.79

Date Time	K-Plant						
	K-Plant Intake #1 °C	K-Plant Intake #2 °C	EMD Plant Intake °C	Cat Plant Intake °C	K-Plant Discharge °C	EMD Plant Discharge °C	Cat Plant Discharge °C
11/30/2019 6:30	1.44	1.45	1.6	1.44	1.55	1.67	1.79
11/30/2019 6:45	1.45	1.46	1.58	1.44	1.55	1.67	1.79
11/30/2019 7:00	1.45	1.45	1.57	1.44	1.54	1.66	1.79
11/30/2019 7:15	1.43	1.46	1.53	1.43	1.54	1.66	1.79
11/30/2019 7:30	1.43	1.46	1.54	1.44	1.54	1.65	1.79
11/30/2019 7:45	1.43	1.45	1.57	1.43	1.54	1.66	1.79
11/30/2019 8:00	1.43	1.45	1.56	1.43	1.54	1.66	1.8
11/30/2019 8:15	1.43	1.45	1.58	1.45	1.54	1.66	1.8
11/30/2019 8:30	1.44	1.45	1.61	1.44	1.54	1.67	1.8
11/30/2019 8:45	1.44	1.45	1.6	1.43	1.54	1.67	1.8
11/30/2019 9:00	1.43	1.45	1.59	1.48	1.54	1.68	1.81
11/30/2019 9:15	1.43	1.45	1.62	1.48	1.54	1.69	1.81
11/30/2019 9:30	1.44	1.45	1.61	1.45	1.54	1.69	1.81
11/30/2019 9:45	1.43	1.45	1.61	1.47	1.54	1.7	1.82
11/30/2019 10:00	1.43	1.45	1.6	1.46	1.54	1.7	1.82
11/30/2019 10:15	1.43	1.44	1.59	1.45	1.54	1.69	1.82
11/30/2019 10:30	1.43	1.44	1.59	1.45	1.54	1.68	1.81
11/30/2019 10:45	1.42	1.44	1.57	1.42	1.54	1.67	1.81
11/30/2019 11:00	1.43	1.44	1.57	1.44	1.54	1.67	1.8
11/30/2019 11:15	1.43	1.44	1.58	1.43	1.54	1.67	1.79
11/30/2019 11:30	1.43	1.44	1.57	1.47	1.54	1.66	1.8
11/30/2019 11:45	1.43	1.44	1.56	1.46	1.55	1.67	1.81
11/30/2019 12:00	1.43	1.44	1.57	1.47	1.55	1.66	1.81
11/30/2019 12:15	1.43	1.44	1.56	1.46	1.55	1.65	1.82
11/30/2019 12:30	1.43	1.44	1.55	1.48	1.55	1.65	1.81
11/30/2019 12:45	1.43	1.44	1.56	1.48	1.55	1.65	1.82
11/30/2019 13:00	1.43	1.44	1.55	1.47	1.55	1.65	1.82
11/30/2019 13:15	1.43	1.44	1.54	1.48	1.55	1.65	1.82
11/30/2019 13:30	1.43	1.44	1.54	1.48	1.55	1.64	1.82
11/30/2019 13:45	1.43	1.43	1.53	1.46	1.55	1.63	1.82
11/30/2019 14:00	1.43	1.44	1.53	1.45	1.56	1.63	1.82
11/30/2019 14:15	1.44	1.44	1.52	1.46	1.55	1.62	1.81
11/30/2019 14:30	1.43	1.45	1.52	1.45	1.56	1.62	1.8
11/30/2019 14:45	1.43	1.45	1.51	1.45	1.56	1.61	1.8
11/30/2019 15:00	1.43	1.43	1.52	1.45	1.56	1.61	1.8
11/30/2019 15:15	1.43	1.43	1.51	1.44	1.56	1.62	1.8
11/30/2019 15:30	1.43	1.43	1.52	1.44	1.56	1.62	1.8
11/30/2019 15:45	1.43	1.42	1.51	1.44	1.55	1.61	1.8
11/30/2019 16:00	1.43	1.42	1.52	1.43	1.55	1.62	1.79
11/30/2019 16:15	1.42	1.41	1.51	1.44	1.54	1.96	1.79
11/30/2019 16:30	1.41	1.41	1.53	1.43	1.54	3.83	1.79
11/30/2019 16:45	1.41	1.41	1.52	1.42	1.54	5.01	1.8
11/30/2019 17:00	1.43	1.41	1.53	1.42	1.54	5.16	1.81
11/30/2019 17:15	1.42	1.42	1.57	1.42	1.55	5.22	1.81

Date Time	K-Plant						
	K-Plant Intake #1 °C	K-Plant Intake #2 °C	EMD Plant Intake °C	Cat Plant Intake °C	K-Plant Discharge °C	EMD Plant Discharge °C	Cat Plant Discharge °C
11/30/2019 17:30	1.41	1.42	1.59	1.41	1.55	5.23	1.81
11/30/2019 17:45	1.41	1.43	1.59	1.42	1.54	5.88	1.8
11/30/2019 18:00	1.41	1.42	1.57	1.42	1.54	5.91	1.81
11/30/2019 18:15	1.41	1.43	1.55	1.41	1.54	5.91	1.81
11/30/2019 18:30	1.41	1.43	1.55	1.4	1.54	5.87	1.81
11/30/2019 18:45	1.42	1.42	1.52	1.42	1.54	5.87	1.8
11/30/2019 19:00	1.42	1.42	1.51	1.41	1.54	5.28	1.8
11/30/2019 19:15	1.42	1.42	1.53	1.41	1.54	5.27	1.8
11/30/2019 19:30	1.42	1.42	1.56	1.41	1.54	5.28	1.82
11/30/2019 19:45	1.42	1.42	1.63	1.51	1.54	5.29	1.84
11/30/2019 20:00	1.42	1.42	1.65	1.5	1.53	5.36	1.86
11/30/2019 20:15	1.42	1.42	1.63	1.51	1.53	5.33	1.87
11/30/2019 20:30	1.42	1.42	1.55	1.45	1.54	5.27	1.86
11/30/2019 20:45	1.42	1.42	1.58	1.42	1.54	5.28	1.85
11/30/2019 21:00	1.42	1.42	1.5	1.45	1.54	5.29	1.84
11/30/2019 21:15	1.42	1.43	1.52	1.44	1.55	5.31	1.84
11/30/2019 21:30	1.43	1.43	1.52	1.43	1.55	4.58	1.84
11/30/2019 21:45	1.43	1.43	1.52	1.43	1.55	4.47	1.83
11/30/2019 22:00	1.43	1.43	1.51	1.43	1.55	4.47	1.83
11/30/2019 22:15	1.43	1.43	1.51	1.43	1.55	3.62	1.82
11/30/2019 22:30	1.43	1.43	1.5	1.43	1.55	3.28	1.82
11/30/2019 22:45	1.43	1.43	1.51	1.43	1.55	1.85	1.81
11/30/2019 23:00	1.43	1.43	1.52	1.42	1.55	1.63	1.81
11/30/2019 23:15	1.43	1.43	1.52	1.43	1.55	1.61	1.8
11/30/2019 23:30	1.43	1.43	1.52	1.43	1.55	1.63	1.8
11/30/2019 23:45	1.43	1.43	1.57	1.44	1.55	1.66	1.8
12/1/2019 0:00	1.43	1.43	1.6	1.4	1.55	1.68	1.79
12/1/2019 0:15	1.43	1.43	1.61	1.42	1.55	1.71	1.78
12/1/2019 0:30	1.43	1.43	1.6	1.42	1.55	1.71	1.78
12/1/2019 0:45	1.43	1.43	1.59	1.43	1.55	1.69	1.78
12/1/2019 1:00	1.43	1.43	1.61	1.4	1.55	1.7	1.78
12/1/2019 1:15	1.43	1.43	1.63	1.44	1.54	1.71	1.78
12/1/2019 1:30	1.43	1.43	1.63	1.46	1.54	1.72	1.78
12/1/2019 1:45	1.43	1.43	1.62	1.47	1.54	1.73	1.79
12/1/2019 2:00	1.43	1.43	1.62	1.43	1.54	1.71	1.8
12/1/2019 2:15	1.43	1.43	1.61	1.43	1.55	1.69	1.79
12/1/2019 2:30	1.43	1.43	1.57	1.43	1.55	1.67	1.78
12/1/2019 2:45	1.43	1.43	1.53	1.47	1.55	1.65	1.79
12/1/2019 3:00	1.44	1.43	1.55	1.47	1.55	1.67	1.8
12/1/2019 3:15	1.44	1.44	1.71	1.45	1.56	1.76	1.8
12/1/2019 3:30	1.43	1.44	1.66	1.44	1.56	1.76	1.8
12/1/2019 3:45	1.43	1.44	1.65	1.43	1.56	1.75	1.79
12/1/2019 4:00	1.44	1.44	1.61	1.43	1.55	1.72	1.8
12/1/2019 4:15	1.44	1.44	1.61	1.44	1.55	1.71	1.8



Date Time	K-Plant						
	K-Plant Intake #1 °C	K-Plant Intake #2 °C	EMD Plant Intake °C	Cat Plant Intake °C	K-Plant Discharge °C	EMD Plant Discharge °C	Cat Plant Discharge °C
12/1/2019 4:30	1.45	1.45	1.62	1.42	1.55	1.7	1.79
12/1/2019 4:45	1.44	1.45	1.57	1.45	1.56	1.68	1.79
12/1/2019 5:00	1.44	1.46	1.58	1.43	1.56	1.67	1.79
12/1/2019 5:15	1.44	1.46	1.58	1.41	1.57	1.66	1.78
12/1/2019 5:30	1.45	1.45	1.55	1.43	1.57	1.67	1.78
12/1/2019 5:45	1.45	1.44	1.55	1.41	1.57	1.66	1.78
12/1/2019 6:00	1.44	1.44	1.56	1.42	1.57	1.65	1.78
12/1/2019 6:15	1.44	1.44	1.53	1.41	1.57	1.63	1.78
12/1/2019 6:30	1.44	1.45	1.53	1.44	1.56	1.63	1.77
12/1/2019 6:45	1.44	1.45	1.53	1.41	1.56	1.63	1.78
12/1/2019 7:00	1.45	1.45	1.55	1.42	1.56	1.63	1.77
12/1/2019 7:15	1.45	1.46	1.52	1.41	1.55	1.62	1.77
12/1/2019 7:30	1.45	1.46	1.52	1.42	1.54	1.61	1.77
12/1/2019 7:45	1.44	1.47	1.51	1.4	1.54	1.62	1.77
12/1/2019 8:00	1.44	1.47	1.55	1.46	1.54	1.64	1.77
12/1/2019 8:15	1.45	1.48	1.57	1.44	1.55	1.66	1.78
12/1/2019 8:30	1.45	1.48	1.56	1.39	1.56	1.65	1.77
12/1/2019 8:45	1.45	1.48	1.54	1.38	1.56	1.63	1.76
12/1/2019 9:00	1.45	1.48	1.52	1.43	1.57	1.62	1.75
12/1/2019 9:15	1.45	1.48	1.53	1.44	1.57	1.62	1.76
12/1/2019 9:30	1.46	1.48	1.55	1.42	1.57	1.66	1.77
12/1/2019 9:45	1.44	1.47	1.55	1.43	1.57	1.65	1.77
12/1/2019 10:00	1.43	1.47	1.54	1.43	1.56	1.64	1.76
12/1/2019 10:15	1.43	1.46	1.58	1.4	1.56	1.69	1.76
12/1/2019 10:30	1.44	1.47	1.57	1.42	1.56	1.69	1.76
12/1/2019 10:45	1.46	1.47	1.58	1.41	1.56	1.69	1.76
12/1/2019 11:00	1.45	1.47	1.61	1.4	1.57	1.7	1.76
12/1/2019 11:15	1.46	1.47	1.63	1.43	1.57	1.68	1.76
12/1/2019 11:30	1.46	1.47	1.59	1.45	1.57	1.7	1.77
12/1/2019 11:45	1.46	1.47	1.62	1.46	1.57	1.71	1.78
12/1/2019 12:00	1.46	1.47	1.64	1.48	1.57	1.73	1.8
12/1/2019 12:15	1.46	1.47	1.64	1.5	1.57	1.73	1.81
12/1/2019 12:30	1.47	1.48	1.65	1.48	1.57	1.73	1.81
12/1/2019 12:45	1.47	1.48	1.6	1.51	1.57	1.71	1.82
12/1/2019 13:00	1.47	1.47	1.59	1.5	1.57	1.7	1.83
12/1/2019 13:15	1.46	1.48	1.58	1.49	1.57	2.07	1.83
12/1/2019 13:30	1.46	1.47	1.56	1.47	1.56	3.48	1.83
12/1/2019 13:45	1.46	1.47	1.55	1.47	1.56	3.61	1.84
12/1/2019 14:00	1.47	1.47	1.54	1.44	1.56	3.99	1.84
12/1/2019 14:15	1.47	1.47	1.53	1.44	1.57	4.57	1.83
12/1/2019 14:30	1.46	1.47	1.53	1.43	1.57	5.56	1.83
12/1/2019 14:45	1.47	1.47	1.53	1.44	1.57	5.55	1.83
12/1/2019 15:00	1.47	1.47	1.53	1.42	1.57	5.59	1.83
12/1/2019 15:15	1.47	1.47	1.53	1.44	1.58	5.61	1.82

Date Time	K-Plant						
	K-Plant Intake #1 °C	K-Plant Intake #2 °C	EMD Plant Intake °C	Cat Plant Intake °C	K-Plant Discharge °C	EMD Plant Discharge °C	Cat Plant Discharge °C
12/1/2019 15:30	1.47	1.47	1.52	1.44	1.58	5.54	1.82
12/1/2019 15:45	1.46	1.47	1.54	1.41	1.58	5.52	1.82
12/1/2019 16:00	1.45	1.46	1.56	1.41	1.58	5.56	1.82
12/1/2019 16:15	1.45	1.46	1.53	1.41	1.58	5.55	1.8
12/1/2019 16:30	1.45	1.46	1.53	1.42	1.57	5.54	1.81
12/1/2019 16:45	1.45	1.46	1.57	1.41	1.57	6.03	1.81
12/1/2019 17:00	1.46	1.46	1.55	1.42	1.57	5.99	1.81
12/1/2019 17:15	1.46	1.46	1.61	1.38	1.57	6.03	1.8
12/1/2019 17:30	1.46	1.46	1.53	1.41	1.56	5.99	1.8
12/1/2019 17:45	1.46	1.46	1.59	1.39	1.56	6.04	1.8
12/1/2019 18:00	1.46	1.46	1.63	1.45	1.57	6.04	1.81
12/1/2019 18:15	1.46	1.46	1.58	1.48	1.57	6	1.83
12/1/2019 18:30	1.46	1.46	1.6	1.46	1.57	5.97	1.85
12/1/2019 18:45	1.46	1.46	1.58	1.48	1.57	6.01	1.84
12/1/2019 19:00	1.46	1.46	1.59	1.47	1.57	6.08	1.85
12/1/2019 19:15	1.46	1.46	1.62	1.49	1.58	6.09	1.85
12/1/2019 19:30	1.45	1.46	1.62	1.46	1.57	6.09	1.86
12/1/2019 19:45	1.45	1.46	1.63	1.48	1.57	6.13	1.86
12/1/2019 20:00	1.45	1.46	1.64	1.51	1.57	5.26	1.87
12/1/2019 20:15	1.46	1.46	1.66	1.49	1.57	5.17	1.88
12/1/2019 20:30	1.46	1.46	1.65	1.45	1.57	5.19	1.86
12/1/2019 20:45	1.46	1.46	1.64	1.51	1.57	5.17	1.86
12/1/2019 21:00	1.46	1.46	1.62	1.51	1.57	5.17	1.87
12/1/2019 21:15	1.46	1.46	1.62	1.47	1.57	5.15	1.87
12/1/2019 21:30	1.46	1.46	1.58	1.49	1.57	4.24	1.86
12/1/2019 21:45	1.46	1.46	1.63	1.44	1.57	4.1	1.87
12/1/2019 22:00	1.46	1.46	1.63	1.47	1.57	3.53	1.86
12/1/2019 22:15	1.46	1.46	1.62	1.47	1.58	1.97	1.85
12/1/2019 22:30	1.46	1.46	1.61	1.48	1.58	1.73	1.85
12/1/2019 22:45	1.46	1.46	1.63	1.49	1.58	1.73	1.83
12/1/2019 23:00	1.46	1.46	1.61	1.44	1.58	1.73	1.83
12/1/2019 23:15	1.46	1.47	1.62	1.46	1.59	1.73	1.83
12/1/2019 23:30	1.46	1.47	1.61	1.5	1.59	1.71	1.82
12/1/2019 23:45	1.46	1.47	1.62	1.48	1.59	1.72	1.82
12/2/2019 0:00	1.46	1.47	1.62	1.48	1.59	1.72	1.81
12/2/2019 0:15	1.46	1.47	1.61	1.5	1.58	1.72	1.82
12/2/2019 0:30	1.46	1.47	1.61	1.51	1.58	1.72	1.83
12/2/2019 0:45	1.46	1.47	1.61	1.51	1.57	1.71	1.84
12/2/2019 1:00	1.46	1.48	1.61	1.51	1.57	1.72	1.84
12/2/2019 1:15	1.46	1.48	1.61	1.5	1.57	1.73	1.85
12/2/2019 1:30	1.46	1.48	1.65	1.51	1.57	1.72	1.84
12/2/2019 1:45	1.46	1.49	1.64	1.52	1.58	1.71	1.84
12/2/2019 2:00	1.46	1.49	1.59	1.51	1.58	1.71	1.85
12/2/2019 2:15	1.47	1.49	1.59	1.5	1.58	1.71	1.85

Date Time	K-Plant						
	K-Plant Intake #1 °C	K-Plant Intake #2 °C	EMD Plant Intake °C	Cat Plant Intake °C	K-Plant Discharge °C	EMD Plant Discharge °C	Cat Plant Discharge °C
12/2/2019 2:30	1.47	1.49	1.6	1.49	1.58	1.7	1.83
12/2/2019 2:45	1.47	1.5	1.59	1.5	1.58	1.72	1.83
12/2/2019 3:00	1.46	1.5	1.64	1.5	1.58	1.73	1.84
12/2/2019 3:15	1.46	1.5	1.61	1.5	1.57	1.72	1.83
12/2/2019 3:30	1.46	1.49	1.61	1.5	1.58	1.71	1.83
12/2/2019 3:45	1.47	1.49	1.57	1.5	1.58	1.69	1.84
12/2/2019 4:00	1.47	1.49	1.59	1.48	1.58	1.69	1.83
12/2/2019 4:15	1.47	1.5	1.58	1.5	1.58	1.69	1.84
12/2/2019 4:30	1.46	1.49	1.57	1.49	1.58	1.67	1.84
12/2/2019 4:45	1.47	1.5	1.56	1.49	1.58	1.67	1.83
12/2/2019 5:00	1.47	1.5	1.55	1.45	1.59	1.66	1.83
12/2/2019 5:15	1.48	1.51	1.57	1.49	1.59	1.66	1.82
12/2/2019 5:30	1.48	1.51	1.58	1.49	1.59	1.67	1.83
12/2/2019 5:45	1.47	1.51	1.58	1.48	1.58	1.66	1.83
12/2/2019 6:00	1.45	1.51	1.58	1.47	1.58	1.68	1.82
12/2/2019 6:15	1.48	1.52	1.62	1.45	1.58	1.71	1.82
12/2/2019 6:30	1.48	1.53	1.6	1.47	1.57	1.68	1.81
12/2/2019 6:45	1.49	1.52	1.57	1.46	1.57	1.67	1.81
12/2/2019 7:00	1.46	1.52	1.55	1.47	1.58	1.65	1.8
12/2/2019 7:15	1.47	1.52	1.55	1.47	1.59	1.65	1.8
12/2/2019 7:30	1.47	1.51	1.55	1.45	1.58	1.65	1.8
12/2/2019 7:45	1.47	1.51	1.57	1.47	1.58	1.98	1.8
12/2/2019 8:00	1.47	1.49	1.58	1.48	1.58	5.04	1.81
12/2/2019 8:15	1.47	1.48	1.58	1.5	1.58	5.31	1.84
12/2/2019 8:30	1.47	1.48	1.58	1.47	1.57	5.32	1.85
12/2/2019 8:45	1.47	1.48	1.59	1.48	1.57	5.37	1.86
12/2/2019 9:00	1.47	1.47	1.57	1.48	1.57	5.39	1.86
12/2/2019 9:15	1.46	1.48	1.57	1.48	1.57	5.3	1.85
12/2/2019 9:30	1.47	1.48	1.55	1.47	1.57	5.39	1.86
12/2/2019 9:45	1.46	1.47	1.54	1.47	1.57	5.35	1.85
12/2/2019 10:00	1.47	1.47	1.55	1.46	1.57	5.35	1.85
12/2/2019 10:15	1.47	1.47	1.54	1.45	1.56	5.35	1.85
12/2/2019 10:30	1.47	1.47	1.58	1.47	1.57	5.77	1.84
12/2/2019 10:45	1.47	1.47	1.59	1.47	1.58	5.85	1.85
12/2/2019 11:00	1.47	1.47	1.58	1.48	1.58	5.91	1.85
12/2/2019 11:15	1.47	1.47	1.58	1.5	1.58	5.87	1.85
12/2/2019 11:30	1.47	1.47	1.6	1.48	1.58	5.81	1.87
12/2/2019 11:45	1.47	1.47	1.56	1.47	1.58	2.35	1.86
12/2/2019 12:00	1.47	1.47	1.56	1.49	1.59	1.71	1.85
12/2/2019 12:15	1.47	1.47	1.54	1.49	1.59	1.65	1.85
12/2/2019 12:30	1.47	1.47	1.53	1.43	1.59	1.65	1.84
12/2/2019 12:45	1.47	1.47	1.53	1.45	1.59	1.65	1.82
12/2/2019 13:00	1.47	1.47	1.52	1.44	1.58	1.64	1.81
12/2/2019 13:15	1.47	1.47	1.58	1.44	1.58	1.67	1.8

Date Time	K-Plant						
	K-Plant Intake #1 °C	K-Plant Intake #2 °C	EMD Plant Intake °C	Cat Plant Intake °C	K-Plant Discharge °C	EMD Plant Discharge °C	Cat Plant Discharge °C
12/2/2019 13:30	1.47	1.47	1.63	1.46	1.58	1.7	1.8
12/2/2019 13:45	1.47	1.47	1.62	1.47	1.58	1.72	1.8
12/2/2019 14:00	1.47	1.46	1.61	1.48	1.57	1.71	1.81
12/2/2019 14:15	1.47	1.46	1.61	1.51	1.57	1.71	1.83
12/2/2019 14:30	1.47	1.46	1.6	1.49	1.57	1.72	1.83
12/2/2019 14:45	1.47	1.46	1.62	1.48	1.57	1.72	1.82
12/2/2019 15:00	1.47	1.46	1.6	1.48	1.57	1.7	1.81
12/2/2019 15:15	1.47	1.46	1.57	1.48	1.57	1.69	1.81
12/2/2019 15:30	1.48	1.46	1.57	1.47	1.57	1.68	1.81
12/2/2019 15:45	1.48	1.46	1.57	1.48	1.57	1.68	1.81
12/2/2019 16:00	1.47	1.46	1.59	1.49	1.57	1.69	1.82
12/2/2019 16:15	1.46	1.46	1.58	1.48	1.58	1.69	1.82
12/2/2019 16:30	1.46	1.46	1.58	1.5	1.58	1.69	1.82
12/2/2019 16:45	1.47	1.47	1.6	1.47	1.57	1.69	1.82
12/2/2019 17:00	1.47	1.47	1.6	1.47	1.57	4.08	1.81
12/2/2019 17:15	1.47	1.47	1.61	1.46	1.58	5.46	1.83
12/2/2019 17:30	1.47	1.48	1.61	1.45	1.58	5.56	1.84
12/2/2019 17:45	1.45	1.48	1.6	1.42	1.57	5.55	1.83
12/2/2019 18:00	1.46	1.48	1.61	1.42	1.57	5.46	1.82
12/2/2019 18:15	1.46	1.48	1.57	1.42	1.57	5.58	1.82
12/2/2019 18:30	1.46	1.47	1.55	1.42	1.56	5.5	1.82
12/2/2019 18:45	1.46	1.47	1.59	1.44	1.56	5.51	1.81
12/2/2019 19:00	1.47	1.47	1.55	1.46	1.56	5.49	1.82
12/2/2019 19:15	1.45	1.47	1.55	1.47	1.57	5.53	1.83
12/2/2019 19:30	1.46	1.47	1.56	1.48	1.57	5.48	1.84
12/2/2019 19:45	1.46	1.47	1.56	1.47	1.57	5.55	1.84
12/2/2019 20:00	1.46	1.46	1.54	1.48	1.58	5.57	1.85
12/2/2019 20:15	1.46	1.46	1.53	1.49	1.57	5.11	1.85
12/2/2019 20:30	1.46	1.46	1.54	1.46	1.56	5.02	1.85
12/2/2019 20:45	1.46	1.46	1.56	1.5	1.56	5.05	1.85
12/2/2019 21:00	1.46	1.46	1.58	1.52	1.56	5.09	1.86
12/2/2019 21:15	1.46	1.46	1.6	1.51	1.55	5.09	1.88
12/2/2019 21:30	1.46	1.46	1.61	1.49	1.56	5.14	1.88
12/2/2019 21:45	1.46	1.46	1.6	1.48	1.56	3.32	1.88
12/2/2019 22:00	1.46	1.46	1.59	1.45	1.57	1.88	1.87
12/2/2019 22:15	1.46	1.46	1.55	1.45	1.57	1.67	1.85
12/2/2019 22:30	1.46	1.46	1.55	1.46	1.58	1.67	1.84
12/2/2019 22:45	1.46	1.46	1.58	1.44	1.57	1.68	1.82
12/2/2019 23:00	1.46	1.46	1.56	1.44	1.58	1.66	1.81
12/2/2019 23:15	1.46	1.46	1.55	1.48	1.57	1.66	1.8
12/2/2019 23:30	1.46	1.47	1.55	1.46	1.57	1.66	1.81
12/2/2019 23:45	1.46	1.47	1.55	1.45	1.57	1.66	1.81
12/3/2019 0:00	1.44	1.47	1.55	1.45	1.56	1.66	1.8
12/3/2019 0:15	1.45	1.47	1.54	1.47	1.56	1.67	1.8

Date Time	K-Plant						
	K-Plant Intake #1 °C	K-Plant Intake #2 °C	EMD Plant Intake °C	Cat Plant Intake °C	K-Plant Discharge °C	EMD Plant Discharge °C	Cat Plant Discharge °C
12/3/2019 0:30	1.45	1.47	1.57	1.5	1.57	1.67	1.8
12/3/2019 0:45	1.45	1.46	1.57	1.48	1.57	1.66	1.81
12/3/2019 1:00	1.45	1.46	1.56	1.5	1.57	1.67	1.82
12/3/2019 1:15	1.45	1.47	1.58	1.47	1.56	1.69	1.83
12/3/2019 1:30	1.45	1.46	1.6	1.47	1.56	1.7	1.82
12/3/2019 1:45	1.45	1.45	1.59	1.49	1.56	1.68	1.82
12/3/2019 2:00	1.45	1.45	1.57	1.48	1.56	1.67	1.81
12/3/2019 2:15	1.45	1.45	1.56	1.48	1.56	1.66	1.81
12/3/2019 2:30	1.45	1.44	1.56	1.48	1.56	1.66	1.81
12/3/2019 2:45	1.45	1.44	1.58	1.5	1.56	1.67	1.82
12/3/2019 3:00	1.45	1.44	1.59	1.5	1.56	1.71	1.84
12/3/2019 3:15	1.45	1.44	1.61	1.5	1.56	1.7	1.84
12/3/2019 3:30	1.45	1.45	1.57	1.47	1.55	1.68	1.83
12/3/2019 3:45	1.45	1.45	1.56	1.48	1.56	1.66	1.82
12/3/2019 4:00	1.45	1.46	1.56	1.48	1.56	1.67	1.82
12/3/2019 4:15	1.45	1.46	1.57	1.48	1.56	1.66	1.81
12/3/2019 4:30	1.45	1.46	1.55	1.45	1.56	1.65	1.81
12/3/2019 4:45	1.44	1.46	1.55	1.45	1.56	1.65	1.8
12/3/2019 5:00	1.45	1.46	1.55	1.47	1.55	1.65	1.8
12/3/2019 5:15	1.45	1.46	1.54	1.47	1.55	1.64	1.8
12/3/2019 5:30	1.45	1.46	1.57	1.46	1.55	1.65	1.8
12/3/2019 5:45	1.46	1.46	1.57	1.47	1.55	1.67	1.8
12/3/2019 6:00	1.45	1.46	1.59	1.47	1.55	1.68	1.8
12/3/2019 6:15	1.45	1.46	1.55	1.48	1.55	1.67	1.81
12/3/2019 6:30	1.45	1.47	1.55	1.48	1.55	1.66	1.81
12/3/2019 6:45	1.45	1.47	1.55	1.45	1.55	1.65	1.81
12/3/2019 7:00	1.45	1.46	1.54	1.45	1.56	1.65	1.8
12/3/2019 7:15	1.44	1.45	1.53	1.45	1.56	1.63	1.8
12/3/2019 7:30	1.45	1.45	1.53	1.45	1.55	1.63	1.79
12/3/2019 7:45	1.45	1.45	1.55	1.46	1.55	1.65	1.79
12/3/2019 8:00	1.45	1.45	1.54	1.47	1.55	2.1	1.79
12/3/2019 8:15	1.45	1.45	1.54	1.48	1.55	3.62	1.8
12/3/2019 8:30	1.45	1.45	1.54	1.47	1.54	4.53	1.82
12/3/2019 8:45	1.45	1.45	1.55	1.48	1.55	4.6	1.83
12/3/2019 9:00	1.44	1.45	1.57	1.48	1.55	5.58	1.85
12/3/2019 9:15	1.43	1.45	1.6	1.49	1.55	5.6	1.85
12/3/2019 9:30	1.45	1.45	1.6	1.47	1.55	5.63	1.86
12/3/2019 9:45	1.44	1.45	1.59	1.46	1.55	5.53	1.86
12/3/2019 10:00	1.44	1.45	1.56	1.44	1.55	4.58	1.85
12/3/2019 10:15	1.44	1.45	1.58	1.45	1.55	2.01	1.84
12/3/2019 10:30	1.44	1.45	1.58	1.51	1.55	1.7	1.85
12/3/2019 10:45	1.44	1.45	1.57	1.5	1.55	1.68	1.85
12/3/2019 11:00	1.45	1.45	1.58	1.46	1.55	1.69	1.84
12/3/2019 11:15	1.45	1.45	1.57	1.46	1.55	1.68	1.83

Date Time	K-Plant						
	K-Plant Intake #1 °C	K-Plant Intake #2 °C	EMD Plant Intake °C	Cat Plant Intake °C	K-Plant Discharge °C	EMD Plant Discharge °C	Cat Plant Discharge °C
12/3/2019 11:30	1.45	1.45	1.55	1.45	1.55	1.65	1.82
12/3/2019 11:45	1.45	1.45	1.55	1.44	1.55	1.64	1.81
12/3/2019 12:00	1.45	1.45	1.54	1.47	1.55	1.65	1.8
12/3/2019 12:15	1.45	1.45	1.56	1.46	1.54	1.67	1.8
12/3/2019 12:30	1.45	1.46	1.59	1.5	1.54	1.7	1.8
12/3/2019 12:45	1.45	1.46	1.62	1.46	1.54	1.71	1.81
12/3/2019 13:00	1.45	1.46	1.65	1.48	1.54	1.73	1.81
12/3/2019 13:15	1.45	1.46	1.65	1.44	1.55	1.73	1.81
12/3/2019 13:30	1.45	1.45	1.64	1.48	1.55	1.74	1.8
12/3/2019 13:45	1.44	1.45	1.61	1.47	1.56	1.72	1.8
12/3/2019 14:00	1.45	1.45	1.6	1.47	1.56	1.71	1.8
12/3/2019 14:15	1.46	1.47	1.58	1.47	1.56	1.68	1.8
12/3/2019 14:30	1.45	1.46	1.56	1.47	1.57	1.67	1.81
12/3/2019 14:45	1.46	1.46	1.55	1.47	1.57	1.65	1.8
12/3/2019 15:00	1.45	1.46	1.54	1.46	1.56	2.19	1.81
12/3/2019 15:15	1.45	1.46	1.54	1.45	1.56	2.04	1.79
12/3/2019 15:30	1.45	1.45	1.53	1.45	1.56	1.64	1.79
12/3/2019 15:45	1.45	1.45	1.53	1.43	1.56	1.66	1.77
12/3/2019 16:00	1.45	1.45	1.62	1.43	1.55	1.67	1.77
12/3/2019 16:15	1.44	1.45	1.63	1.43	1.55	1.7	1.77
12/3/2019 16:30	1.45	1.45	1.61	1.4	1.55	1.7	1.77
12/3/2019 16:45	1.44	1.45	1.66	1.43	1.55	1.85	1.76
12/3/2019 17:00	1.44	1.44	1.67	1.45	1.55	5.14	1.78
12/3/2019 17:15	1.44	1.44	1.68	1.44	1.55	5.47	1.79
12/3/2019 17:30	1.44	1.44	1.62	1.44	1.55	5.51	1.78
12/3/2019 17:45	1.44	1.44	1.53	1.46	1.55	5.46	1.77
12/3/2019 18:00	1.44	1.44	1.52	1.44	1.55	5.41	1.78
12/3/2019 18:15	1.44	1.44	1.53	1.43	1.55	5.46	1.77
12/3/2019 18:30	1.44	1.44	1.51	1.44	1.55	5.46	1.77
12/3/2019 18:45	1.44	1.44	1.5	1.44	1.55	5.46	1.77
12/3/2019 19:00	1.44	1.44	1.52	1.43	1.55	5.48	1.76
12/3/2019 19:15	1.44	1.44	1.57	1.42	1.56	5.48	1.76
12/3/2019 19:30	1.44	1.44	1.56	1.42	1.55	5.48	1.75
12/3/2019 19:45	1.44	1.44	1.57	1.41	1.55	5.51	1.75
12/3/2019 20:00	1.44	1.45	1.63	1.45	1.54	5.52	1.74
12/3/2019 20:15	1.44	1.45	1.63	1.43	1.54	5.5	1.77
12/3/2019 20:30	1.45	1.45	1.63	1.43	1.55	5.53	1.76
12/3/2019 20:45	1.45	1.45	1.63	1.46	1.55	5.53	1.76
12/3/2019 21:00	1.45	1.45	1.63	1.45	1.55	5.49	1.77
12/3/2019 21:15	1.45	1.45	1.59	1.45	1.56	5.48	1.77
12/3/2019 21:30	1.45	1.45	1.55	1.44	1.56	5.47	1.76
12/3/2019 21:45	1.45	1.45	1.57	1.45	1.56	5.51	1.76
12/3/2019 22:00	1.45	1.45	1.53	1.43	1.55	5.49	1.76
12/3/2019 22:15	1.45	1.46	1.54	1.44	1.55	5.47	1.76

Date Time	K-Plant						
	K-Plant Intake #1 °C	K-Plant Intake #2 °C	EMD Plant Intake °C	Cat Plant Intake °C	K-Plant Discharge °C	EMD Plant Discharge °C	Cat Plant Discharge °C
12/3/2019 22:30	1.45	1.46	1.56	1.48	1.55	4.41	1.77
12/3/2019 22:45	1.46	1.46	1.58	1.44	1.56	4.39	1.77
12/3/2019 23:00	1.45	1.46	1.61	1.49	1.56	4.41	1.78
12/3/2019 23:15	1.45	1.45	1.61	1.45	1.55	3.59	1.78
12/3/2019 23:30	1.45	1.45	1.63	1.44	1.56	2.51	1.77
12/3/2019 23:45	1.45	1.45	1.61	1.44	1.56	1.83	1.78
12/4/2019 0:00	1.45	1.45	1.69	1.45	1.56	1.76	1.77
12/4/2019 0:15	1.45	1.45	1.65	1.51	1.55	1.74	1.78
12/4/2019 0:30	1.45	1.46	1.63	1.5	1.56	1.74	1.79
12/4/2019 0:45	1.45	1.46	1.66	1.44	1.55	1.74	1.79
12/4/2019 1:00	1.45	1.46	1.63	1.44	1.55	1.73	1.78
12/4/2019 1:15	1.45	1.46	1.61	1.46	1.55	1.71	1.77
12/4/2019 1:30	1.46	1.46	1.58	1.46	1.55	1.69	1.77
12/4/2019 1:45	1.45	1.46	1.58	1.46	1.55	1.68	1.76
12/4/2019 2:00	1.45	1.46	1.58	1.47	1.55	1.69	1.76
12/4/2019 2:15	1.45	1.46	1.56	1.46	1.55	1.68	1.77
12/4/2019 2:30	1.45	1.46	1.58	1.47	1.56	1.7	1.77
12/4/2019 2:45	1.45	1.45	1.6	1.45	1.55	1.7	1.77
12/4/2019 3:00	1.45	1.45	1.58	1.46	1.55	1.7	1.76
12/4/2019 3:15	1.45	1.45	1.61	1.46	1.54	1.71	1.76
12/4/2019 3:30	1.44	1.45	1.57	1.48	1.55	1.68	1.76
12/4/2019 3:45	1.44	1.45	1.57	1.5	1.55	1.68	1.77
12/4/2019 4:00	1.44	1.45	1.58	1.5	1.55	1.68	1.78
12/4/2019 4:15	1.44	1.45	1.59	1.49	1.55	1.69	1.78
12/4/2019 4:30	1.44	1.45	1.58	1.48	1.54	1.68	1.78
12/4/2019 4:45	1.44	1.45	1.56	1.46	1.55	1.67	1.78
12/4/2019 5:00	1.44	1.45	1.57	1.47	1.55	1.67	1.77
12/4/2019 5:15	1.44	1.45	1.59	1.46	1.54	1.68	1.77
12/4/2019 5:30	1.44	1.45	1.58	1.47	1.54	1.67	1.76
12/4/2019 5:45	1.44	1.45	1.56	1.47	1.54	1.66	1.76
12/4/2019 6:00	1.44	1.45	1.56	1.46	1.54	1.67	1.76
12/4/2019 6:15	1.45	1.46	1.57	1.46	1.55	1.66	1.76
12/4/2019 6:30	1.45	1.46	1.54	1.47	1.55	1.65	1.75
12/4/2019 6:45	1.45	1.47	1.53	1.48	1.55	1.63	1.75
12/4/2019 7:00	1.45	1.47	1.53	1.45	1.55	1.63	1.75
12/4/2019 7:15	1.44	1.46	1.5	1.44	1.55	1.62	1.73
12/4/2019 7:30	1.44	1.46	1.52	1.43	1.55	1.62	1.74
12/4/2019 7:45	1.45	1.46	1.51	1.44	1.55	1.94	1.72
12/4/2019 8:00	1.45	1.46	1.51	1.45	1.55	4.85	1.72
12/4/2019 8:15	1.44	1.46	1.5	1.44	1.55	5.08	1.74
12/4/2019 8:30	1.44	1.45	1.51	1.45	1.55	5.09	1.75
12/4/2019 8:45	1.44	1.45	1.5	1.43	1.54	5.15	1.77
12/4/2019 9:00	1.44	1.45	1.53	1.42	1.54	5.23	1.77
12/4/2019 9:15	1.45	1.45	1.55	1.46	1.54	5.27	1.77

Date Time	K-Plant						
	K-Plant Intake #1 °C	K-Plant Intake #2 °C	EMD Plant Intake °C	Cat Plant Intake °C	K-Plant Discharge °C	EMD Plant Discharge °C	Cat Plant Discharge °C
12/4/2019 9:30	1.44	1.45	1.53	1.46	1.54	5.26	1.78
12/4/2019 9:45	1.45	1.45	1.51	1.48	1.55	5.24	1.79
12/4/2019 10:00	1.44	1.45	1.52	1.45	1.55	5.24	1.8
12/4/2019 10:15	1.45	1.45	1.58	1.5	1.56	5.35	1.8
12/4/2019 10:30	1.45	1.45	1.6	1.5	1.56	5.39	1.8
12/4/2019 10:45	1.45	1.45	1.61	1.5	1.57	5.37	1.8
12/4/2019 11:00	1.45	1.46	1.58	1.49	1.57	5.35	1.79
12/4/2019 11:15	1.45	1.46	1.58	1.49	1.57	5.34	1.75
12/4/2019 11:30	1.46	1.46	1.59	1.49	1.57	5.34	1.74
12/4/2019 11:45	1.46	1.46	1.55	1.46	1.56	5.33	1.77
12/4/2019 12:00	1.46	1.46	1.53	1.45	1.57	5.31	1.77
12/4/2019 12:15	1.46	1.46	1.53	1.45	2.38	5.29	1.78
12/4/2019 12:30	1.46	1.46	1.51	1.43	1.68	5.21	1.77
12/4/2019 12:45	1.46	1.46	1.51	1.45	1.57	5.23	1.76
12/4/2019 13:00	1.46	1.46	1.54	1.47	1.57	5.34	1.73
12/4/2019 13:15	1.46	1.46	1.61	1.43	1.57	5.4	1.73
12/4/2019 13:30	1.46	1.46	1.59	1.5	1.57	5.35	1.75
12/4/2019 13:45	1.46	1.46	1.61	1.52	1.57	5.43	1.76
12/4/2019 14:00	1.46	1.46	1.61	1.5	1.57	5.47	1.78
12/4/2019 14:15	1.46	1.46	1.61	1.47	1.56	5.43	1.78
12/4/2019 14:30	1.46	1.46	1.6	1.5	1.56	5.38	1.78
12/4/2019 14:45	1.46	1.46	1.58	1.49	1.54	5.4	1.79
12/4/2019 15:00	1.45	1.46	1.57	1.48	2.45	5.26	1.8
12/4/2019 15:15	1.45	1.45	1.56	1.49	1.61	5.29	1.8
12/4/2019 15:30	1.46	1.45	1.55	1.47	1.56	5.39	1.79
12/4/2019 15:45	1.46	1.45	1.55	1.47	1.56	5.32	1.79
12/4/2019 16:00	1.45	1.45	1.55	1.48	1.57	5.32	1.79
12/4/2019 16:15	1.45	1.45	1.55	1.47	1.57	5.4	1.8
12/4/2019 16:30	1.45	1.45	1.55	1.47	1.57	5.36	1.79
12/4/2019 16:45	1.45	1.45	1.55	1.48	1.57	5.35	1.79
12/4/2019 17:00	1.46	1.45	1.56	1.48	1.56	5.28	1.79
12/4/2019 17:15	1.46	1.45	1.57	1.48	1.56	5.36	1.79
12/4/2019 17:30	1.45	1.45	1.57	1.48	1.55	5.34	1.79
12/4/2019 17:45	1.45	1.45	1.55	1.49	1.55	5.34	1.79
12/4/2019 18:00	1.45	1.45	1.57	1.48	1.54	5.51	1.79
12/4/2019 18:15	1.46	1.45	1.58	1.48	1.54	5.57	1.79
12/4/2019 18:30	1.45	1.45	1.6	1.49	1.55	5.59	1.8
12/4/2019 18:45	1.46	1.45	1.6	1.48	1.55	5.58	1.8
12/4/2019 19:00	1.45	1.45	1.56	1.48	1.56	5.58	1.8
12/4/2019 19:15	1.46	1.45	1.56	1.48	1.56	5.6	1.8
12/4/2019 19:30	1.46	1.45	1.55	1.47	1.56	5.56	1.8
12/4/2019 19:45	1.46	1.46	1.55	1.47	1.56	5.56	1.79
12/4/2019 20:00	1.46	1.46	1.54	1.47	1.56	5.55	1.79
12/4/2019 20:15	1.46	1.46	1.54	1.47	1.56	5.09	1.79



Date Time	K-Plant						
	K-Plant Intake #1 °C	K-Plant Intake #2 °C	EMD Plant Intake °C	Cat Plant Intake °C	K-Plant Discharge °C	EMD Plant Discharge °C	Cat Plant Discharge °C
12/4/2019 20:30	1.46	1.46	1.56	1.47	1.56	5.06	1.79
12/4/2019 20:45	1.46	1.46	1.56	1.48	1.56	5.04	1.79
12/4/2019 21:00	1.47	1.46	1.56	1.48	1.57	5.06	1.79
12/4/2019 21:15	1.47	1.46	1.59	1.47	1.57	5.11	1.8
12/4/2019 21:30	1.47	1.46	1.61	1.47	1.57	5.12	1.8
12/4/2019 21:45	1.46	1.46	1.61	1.45	1.57	5.16	1.8
12/4/2019 22:00	1.46	1.46	1.6	1.49	1.57	5.13	1.8
12/4/2019 22:15	1.47	1.46	1.58	1.45	1.57	5.12	1.8
12/4/2019 22:30	1.47	1.46	1.6	1.46	1.57	5.12	1.79
12/4/2019 22:45	1.48	1.47	1.61	1.45	1.57	5.14	1.8
12/4/2019 23:00	1.48	1.47	1.57	1.44	1.57	5.13	1.8
12/4/2019 23:15	1.48	1.47	1.57	1.49	1.57	5.13	1.8
12/4/2019 23:30	1.48	1.48	1.61	1.48	1.56	5.11	1.8
12/4/2019 23:45	1.47	1.48	1.59	1.47	1.56	3.56	1.79
12/5/2019 0:00	1.47	1.48	1.59	1.43	1.57	3.45	1.79
12/5/2019 0:15	1.47	1.48	1.59	1.46	1.57	3.44	1.79
12/5/2019 0:30	1.47	1.47	1.6	1.47	1.57	3.25	1.79
12/5/2019 0:45	1.46	1.47	1.61	1.45	1.58	1.86	1.8
12/5/2019 1:00	1.48	1.47	1.61	1.48	1.57	1.71	1.79
12/5/2019 1:15	1.48	1.47	1.62	1.44	1.57	1.72	1.78
12/5/2019 1:30	1.47	1.47	1.63	1.49	1.57	1.71	1.78
12/5/2019 1:45	1.47	1.47	1.61	1.48	1.57	1.7	1.78
12/5/2019 2:00	1.47	1.47	1.59	1.47	1.56	1.69	1.78
12/5/2019 2:15	1.47	1.47	1.58	1.49	1.56	1.68	1.77
12/5/2019 2:30	1.47	1.47	1.59	1.47	1.56	1.69	1.77
12/5/2019 2:45	1.47	1.47	1.59	1.48	1.56	1.69	1.78
12/5/2019 3:00	1.48	1.47	1.58	1.5	1.56	1.69	1.78
12/5/2019 3:15	1.48	1.47	1.6	1.48	1.56	1.69	1.78
12/5/2019 3:30	1.48	1.48	1.59	1.48	1.55	1.69	1.77
12/5/2019 3:45	1.48	1.47	1.59	1.47	1.55	1.69	1.77
12/5/2019 4:00	1.47	1.47	1.57	1.48	1.55	1.68	1.76
12/5/2019 4:15	1.47	1.47	1.59	1.48	1.56	1.68	1.77
12/5/2019 4:30	1.46	1.48	1.58	1.49	1.56	1.68	1.77
12/5/2019 4:45	1.46	1.47	1.57	1.51	1.57	1.67	1.78
12/5/2019 5:00	1.46	1.47	1.62	1.53	1.57	1.69	1.79
12/5/2019 5:15	1.46	1.47	1.58	1.51	1.57	1.67	1.8
12/5/2019 5:30	1.47	1.47	1.58	1.51	1.57	1.67	1.8
12/5/2019 5:45	1.47	1.47	1.56	1.51	1.56	1.65	1.8
12/5/2019 6:00	1.46	1.47	1.56	1.5	1.56	1.66	1.8
12/5/2019 6:15	1.47	1.48	1.56	1.49	1.57	1.64	1.79
12/5/2019 6:30	1.47	1.48	1.55	1.48	1.57	1.64	1.78
12/5/2019 6:45	1.47	1.48	1.54	1.48	1.57	1.64	1.78
12/5/2019 7:00	1.47	1.47	1.54	1.48	1.57	1.64	1.77
12/5/2019 7:15	1.46	1.46	1.54	1.49	1.57	1.64	1.77

Date Time	K-Plant						
	K-Plant Intake #1 °C	K-Plant Intake #2 °C	EMD Plant Intake °C	Cat Plant Intake °C	K-Plant Discharge °C	EMD Plant Discharge °C	Cat Plant Discharge °C
12/5/2019 7:30	1.45	1.45	1.54	1.49	1.58	1.64	1.77
12/5/2019 7:45	1.45	1.47	1.55	1.5	1.58	2.02	1.77
12/5/2019 8:00	1.46	1.46	1.55	1.48	1.57	4.15	1.78
12/5/2019 8:15	1.46	1.46	1.55	1.47	1.57	5.6	1.79
12/5/2019 8:30	1.46	1.47	1.56	1.47	1.57	5.71	1.8
12/5/2019 8:45	1.45	1.47	1.55	1.47	1.57	5.77	1.8
12/5/2019 9:00	1.46	1.47	1.54	1.48	1.57	5.78	1.8
12/5/2019 9:15	1.46	1.47	1.55	1.49	1.57	5.8	1.8
12/5/2019 9:30	1.46	1.47	1.55	1.46	1.57	5.81	1.8
12/5/2019 9:45	1.46	1.48	1.53	1.44	1.57	5.71	1.78
12/5/2019 10:00	1.47	1.48	1.51	1.41	1.57	5.81	1.78
12/5/2019 10:15	1.47	1.48	1.52	1.46	1.57	5.82	1.79
12/5/2019 10:30	1.47	1.48	1.52	1.45	1.57	5.8	1.79
12/5/2019 10:45	1.48	1.48	1.52	1.45	1.57	5.82	1.79
12/5/2019 11:00	1.47	1.48	1.54	1.46	1.56	5.86	1.79
12/5/2019 11:15	1.47	1.48	1.53	1.47	1.57	5.84	1.79
12/5/2019 11:30	1.47	1.48	1.58	1.46	1.57	5.88	1.79
12/5/2019 11:45	1.47	1.48	1.57	1.45	1.57	5.88	1.8
12/5/2019 12:00	1.48	1.48	1.61	1.43	1.57	5.88	1.78
12/5/2019 12:15	1.48	1.48	1.59	1.48	1.58	5.79	2.13
12/5/2019 12:30	1.49	1.48	1.55	1.42	1.58	9.97	4.11
12/5/2019 12:45	1.47	1.48	1.6	1.41	1.59	9.62	3
12/5/2019 13:00	1.47	1.47	1.55	1.45	1.58	6.45	1.76
12/5/2019 13:15	1.47	1.48	1.57	1.5	1.57	5.88	1.79
12/5/2019 13:30	1.47	1.48	1.56	1.48	1.57	5.88	1.79
12/5/2019 13:45	1.47	1.48	1.56	1.48	1.57	5.9	1.8
12/5/2019 14:00	1.48	1.48	1.57	1.48	1.57	5.91	1.8
12/5/2019 14:15	1.48	1.48	1.57	1.49	1.57	5.92	1.81
12/5/2019 14:30	1.48	1.48	1.56	1.48	1.57	5.93	1.81
12/5/2019 14:45	1.48	1.48	1.61	1.46	1.57	5.94	1.81
12/5/2019 15:00	1.48	1.48	1.58	1.44	1.58	5.96	1.81
12/5/2019 15:15	1.48	1.48	1.59	1.5	1.58	5.92	1.81
12/5/2019 15:30	1.48	1.48	1.59	1.49	1.57	5.92	1.83
12/5/2019 15:45	1.48	1.48	1.58	1.48	1.57	5.89	1.82
12/5/2019 16:00	1.48	1.48	1.6	1.48	1.58	5.92	1.81
12/5/2019 16:15	1.48	1.48	1.62	1.48	1.58	5.91	1.81
12/5/2019 16:30	1.48	1.48	1.6	1.5	1.57	5.88	1.81
12/5/2019 16:45	1.48	1.48	1.6	1.5	1.57	5.94	1.82
12/5/2019 17:00	1.47	1.48	1.58	1.48	1.57	5.86	1.82
12/5/2019 17:15	1.48	1.48	1.6	1.49	1.57	5.91	1.82
12/5/2019 17:30	1.47	1.48	1.6	1.5	1.57	5.9	1.82
12/5/2019 17:45	1.48	1.47	1.61	1.5	1.57	5.9	1.82
12/5/2019 18:00	1.48	1.47	1.63	1.5	1.57	5.88	1.82
12/5/2019 18:15	1.47	1.48	1.64	1.5	1.57	5.92	1.82

Date Time	K-Plant						
	K-Plant Intake #1 °C	K-Plant Intake #2 °C	EMD Plant Intake °C	Cat Plant Intake °C	K-Plant Discharge °C	EMD Plant Discharge °C	Cat Plant Discharge °C
12/5/2019 18:30	1.47	1.48	1.57	1.5	1.57	5.9	1.82
12/5/2019 18:45	1.47	1.47	1.59	1.48	1.57	5.9	1.82
12/5/2019 19:00	1.47	1.47	1.61	1.5	1.57	5.91	1.81
12/5/2019 19:15	1.47	1.48	1.61	1.5	1.57	5.93	1.82
12/5/2019 19:30	1.47	1.48	1.6	1.51	1.57	5.9	1.82
12/5/2019 19:45	1.48	1.48	1.6	1.51	1.57	5.87	1.83
12/5/2019 20:00	1.48	1.48	1.6	1.5	1.57	5.88	1.83
12/5/2019 20:15	1.48	1.48	1.59	1.49	1.57	5.9	1.83
12/5/2019 20:30	1.48	1.48	1.57	1.5	1.58	5.88	1.83
12/5/2019 20:45	1.48	1.48	1.57	1.5	1.57	5.84	1.83
12/5/2019 21:00	1.49	1.48	1.56	1.49	1.58	5.84	1.83
12/5/2019 21:15	1.48	1.48	1.55	1.49	1.59	5.83	1.82
12/5/2019 21:30	1.48	1.48	1.55	1.48	1.6	5.85	1.82
12/5/2019 21:45	1.48	1.48	1.54	1.47	1.6	5.83	1.81
12/5/2019 22:00	1.48	1.48	1.53	1.48	1.6	5.82	1.81
12/5/2019 22:15	1.48	1.49	1.53	1.47	1.6	5.75	1.81
12/5/2019 22:30	1.48	1.49	1.54	1.48	1.6	5.68	1.81
12/5/2019 22:45	1.49	1.49	1.58	1.48	1.59	5.7	1.81
12/5/2019 23:00	1.49	1.49	1.53	1.5	1.59	5.69	1.81
12/5/2019 23:15	1.49	1.49	1.55	1.5	1.59	5.71	1.83
12/5/2019 23:30	1.49	1.49	1.57	1.48	1.59	5.39	1.83
12/5/2019 23:45	1.5	1.5	1.61	1.49	1.6	5.06	1.82
12/6/2019 0:00	1.5	1.49	1.59	1.49	1.6	4.54	1.83
12/6/2019 0:15	1.5	1.49	1.58	1.46	1.59	3.59	1.82
12/6/2019 0:30	1.5	1.49	1.57	1.51	1.59	1.91	1.81
12/6/2019 0:45	1.5	1.49	1.58	1.5	1.6	1.69	1.81
12/6/2019 1:00	1.5	1.49	1.57	1.51	1.6	1.68	1.81
12/6/2019 1:15	1.5	1.49	1.57	1.51	1.6	1.68	1.81
12/6/2019 1:30	1.5	1.49	1.56	1.48	1.6	1.68	1.79
12/6/2019 1:45	1.5	1.48	1.57	1.48	1.6	1.68	1.78
12/6/2019 2:00	1.5	1.48	1.58	1.46	1.6	1.68	1.78
12/6/2019 2:15	1.5	1.48	1.58	1.44	1.6	1.68	1.76
12/6/2019 2:30	1.49	1.48	1.58	1.47	1.59	1.67	1.76
12/6/2019 2:45	1.49	1.47	1.58	1.49	1.59	1.68	1.76
12/6/2019 3:00	1.49	1.47	1.58	1.45	1.58	1.68	1.76
12/6/2019 3:15	1.48	1.47	1.58	1.45	1.58	1.67	1.75
12/6/2019 3:30	1.48	1.48	1.58	1.46	1.58	1.67	1.74
12/6/2019 3:45	1.48	1.48	1.58	1.45	1.58	1.67	1.75
12/6/2019 4:00	1.48	1.49	1.59	1.46	1.57	1.67	1.75
12/6/2019 4:15	1.48	1.49	1.59	1.48	1.58	1.67	1.75
12/6/2019 4:30	1.48	1.48	1.57	1.47	1.58	1.66	1.76
12/6/2019 4:45	1.48	1.48	1.56	1.49	1.58	1.66	1.76
12/6/2019 5:00	1.48	1.49	1.54	1.48	1.58	1.65	1.76
12/6/2019 5:15	1.48	1.49	1.58	1.46	1.58	1.66	1.76

Date Time	K-Plant						
	K-Plant Intake #1 °C	K-Plant Intake #2 °C	EMD Plant Intake °C	Cat Plant Intake °C	K-Plant Discharge °C	EMD Plant Discharge °C	Cat Plant Discharge °C
12/6/2019 5:30	1.48	1.49	1.56	1.5	1.58	1.66	1.75
12/6/2019 5:45	1.48	1.48	1.55	1.49	1.58	1.65	1.76
12/6/2019 6:00	1.47	1.47	1.56	1.5	1.58	1.67	1.77
12/6/2019 6:15	1.47	1.47	1.59	1.46	1.57	1.68	1.77
12/6/2019 6:30	1.47	1.47	1.6	1.49	1.57	1.7	1.75
12/6/2019 6:45	1.47	1.48	1.59	1.47	1.58	1.71	1.76
12/6/2019 7:00	1.48	1.48	1.59	1.51	1.58	1.69	1.76
12/6/2019 7:15	1.48	1.48	1.58	1.5	1.59	2.95	1.76
12/6/2019 7:30	1.48	1.49	1.58	1.46	1.59	4.84	1.77
12/6/2019 7:45	1.48	1.48	1.58	1.44	1.58	5.54	1.78
12/6/2019 8:00	1.47	1.48	1.58	1.45	1.59	5.71	4.06
12/6/2019 8:15	1.47	1.48	1.57	1.46	1.59	5.63	1.71
12/6/2019 8:30	1.47	1.48	1.57	1.47	1.59	5.67	1.73
12/6/2019 8:45	1.47	1.48	1.55	1.45	1.58	5.72	1.74
12/6/2019 9:00	1.47	1.48	1.55	1.47	1.58	5.69	1.75
12/6/2019 9:15	1.48	1.48	1.53	1.47	1.58	5.68	1.77
12/6/2019 9:30	1.48	1.49	1.53	1.47	1.59	5.68	1.78
12/6/2019 9:45	1.48	1.49	1.53	1.47	1.59	5.71	1.79
12/6/2019 10:00	1.49	1.49	1.54	1.48	1.6	3.43	6.19
12/6/2019 10:15	1.49	1.48	1.55	1.48	1.6	1.8	9.57
12/6/2019 10:30	1.48	1.48	1.56	1.47	1.61	1.67	10.18
12/6/2019 10:45	1.48	1.48	1.56	1.49	1.61	1.66	10.27
12/6/2019 11:00	1.48	1.48	1.56	1.47	1.61	1.65	10.3
12/6/2019 11:15	1.48	1.47	1.54	1.47	1.61	1.64	10.32
12/6/2019 11:30	1.48	1.47	1.53	1.46	1.61	1.63	10.3
12/6/2019 11:45	1.48	1.47	1.52	1.45	1.6	1.62	10.32
12/6/2019 12:00	1.48	1.47	1.52	1.47	1.6	1.62	10.35
12/6/2019 12:15	1.48	1.47	1.54	1.45	1.59	1.63	10.39
12/6/2019 12:30	1.48	1.47	1.53	1.48	1.58	1.63	10.38
12/6/2019 12:45	1.48	1.47	1.55	1.44	1.57	1.66	11.19
12/6/2019 13:00	1.48	1.47	1.56	1.45	1.57	1.65	11.31
12/6/2019 13:15	1.48	1.47	1.55	1.45	1.57	1.64	11.36
12/6/2019 13:30	1.47	1.47	1.56	1.46	1.56	1.65	11.36
12/6/2019 13:45	1.47	1.47	1.56	1.46	1.57	1.67	11.37
12/6/2019 14:00	1.47	1.47	1.59	1.44	1.57	1.66	11.43
12/6/2019 14:15	1.47	1.46	1.55	1.46	1.58	1.65	11.36
12/6/2019 14:30	1.47	1.46	1.54	1.43	1.58	1.64	11.42
12/6/2019 14:45	1.47	1.46	1.55	1.44	1.58	1.65	11.41
12/6/2019 15:00	1.46	1.46	1.58	1.47	1.58	1.67	11.4
12/6/2019 15:15	1.45	1.47	1.54	1.47	1.58	1.66	11.43
12/6/2019 15:30	1.45	1.47	1.57	1.48	1.58	1.65	11.36
12/6/2019 15:45	1.45	1.47	1.57	1.5	1.58	1.66	11.4
12/6/2019 16:00	1.46	1.46	1.56	1.48	1.58	1.65	11.41
12/6/2019 16:15	1.45	1.46	1.56	1.49	1.58	1.66	11.42

Date Time	K-Plant						
	K-Plant Intake #1 °C	K-Plant Intake #2 °C	EMD Plant Intake °C	Cat Plant Intake °C	K-Plant Discharge °C	EMD Plant Discharge °C	Cat Plant Discharge °C
12/6/2019 16:30	1.46	1.46	1.56	1.48	1.57	1.66	11.41
12/6/2019 16:45	1.46	1.46	1.56	1.46	1.57	1.66	11.44
12/6/2019 17:00	1.46	1.46	1.57	1.46	1.58	1.65	11.38
12/6/2019 17:15	1.46	1.46	1.54	1.44	1.58	1.65	11.33
12/6/2019 17:30	1.46	1.46	1.55	1.46	1.57	1.64	11.29
12/6/2019 17:45	1.46	1.46	1.54	1.44	1.57	1.64	11.32
12/6/2019 18:00	1.46	1.46	1.56	1.47	1.58	1.64	11.29
12/6/2019 18:15	1.46	1.47	1.55	1.46	1.58	1.64	11.37
12/6/2019 18:30	1.46	1.47	1.54	1.46	1.58	1.63	11.32
12/6/2019 18:45	1.46	1.46	1.52	1.47	1.58	1.62	11.31
12/6/2019 19:00	1.46	1.46	1.52	1.48	1.57	1.63	11.28
12/6/2019 19:15	1.45	1.47	1.52	1.46	1.57	1.62	11.33
12/6/2019 19:30	1.46	1.47	1.53	1.48	1.57	1.63	11.35
12/6/2019 19:45	1.46	1.48	1.53	1.47	1.57	1.63	10.97
12/6/2019 20:00	1.47	1.48	1.53	1.47	1.57	1.63	10.51
12/6/2019 20:15	1.47	1.47	1.54	1.44	1.57	1.64	10.44
12/6/2019 20:30	1.46	1.46	1.54	1.45	1.57	1.64	10.43
12/6/2019 20:45	1.46	1.46	1.53	1.43	1.57	1.63	10.38
12/6/2019 21:00	1.47	1.47	1.54	1.46	1.57	1.63	10.38
12/6/2019 21:15	1.46	1.47	1.53	1.45	1.57	1.63	10.41
12/6/2019 21:30	1.46	1.47	1.54	1.47	1.57	1.63	10.36
12/6/2019 21:45	1.47	1.47	1.56	1.45	1.57	1.66	10.38
12/6/2019 22:00	1.47	1.47	1.61	1.45	1.56	1.67	10.37
12/6/2019 22:15	1.46	1.45	1.59	1.44	1.56	1.67	10.38
12/6/2019 22:30	1.45	1.45	1.6	1.45	1.56	1.68	10.38
12/6/2019 22:45	1.45	1.46	1.55	1.46	1.56	1.68	10.37
12/6/2019 23:00	1.46	1.47	1.59	1.45	1.56	1.67	10.34
12/6/2019 23:15	1.46	1.46	1.62	1.44	1.56	1.68	9
12/6/2019 23:30	1.46	1.46	1.6	1.46	1.57	1.68	8.93
12/6/2019 23:45	1.46	1.46	1.6	1.46	1.57	1.67	8.91
12/7/2019 0:00	1.46	1.47	1.55	1.46	1.57	1.65	8.86
12/7/2019 0:15	1.46	1.48	1.53	1.42	1.57	1.62	7.6
12/7/2019 0:30	1.46	1.48	1.52	1.44	1.57	1.62	5.75
12/7/2019 0:45	1.46	1.48	1.52	1.44	1.57	1.61	2.22
12/7/2019 1:00	1.46	1.47	1.49	1.45	1.57	1.61	1.76
12/7/2019 1:15	1.46	1.47	1.51	1.43	1.57	1.62	1.73
12/7/2019 1:30	1.47	1.47	1.52	1.42	1.57	1.62	1.73
12/7/2019 1:45	1.46	1.47	1.51	1.44	1.57	1.62	1.73
12/7/2019 2:00	1.45	1.47	1.54	1.44	1.56	1.64	1.73
12/7/2019 2:15	1.46	1.46	1.55	1.45	1.56	1.65	1.74
12/7/2019 2:30	1.46	1.47	1.55	1.43	1.56	1.66	1.73
12/7/2019 2:45	1.45	1.47	1.54	1.43	1.55	1.64	1.73
12/7/2019 3:00	1.46	1.47	1.54	1.41	1.55	1.66	1.73
12/7/2019 3:15	1.45	1.47	1.56	1.44	1.56	1.65	1.73

Date Time	K-Plant						
	K-Plant Intake #1 °C	K-Plant Intake #2 °C	EMD Plant Intake °C	Cat Plant Intake °C	K-Plant Discharge °C	EMD Plant Discharge °C	Cat Plant Discharge °C
12/7/2019 3:30	1.47	1.47	1.55	1.45	1.56	1.65	1.73
12/7/2019 3:45	1.46	1.47	1.54	1.49	1.56	1.64	1.73
12/7/2019 4:00	1.46	1.48	1.55	1.45	1.56	1.65	1.75
12/7/2019 4:15	1.44	1.47	1.55	1.44	1.56	1.64	1.75
12/7/2019 4:30	1.44	1.48	1.54	1.45	1.56	1.63	1.74
12/7/2019 4:45	1.45	1.48	1.53	1.43	1.56	1.63	1.74
12/7/2019 5:00	1.45	1.47	1.54	1.43	1.56	1.63	1.74
12/7/2019 5:15	1.45	1.47	1.53	1.44	1.56	1.62	1.73
12/7/2019 5:30	1.45	1.47	1.52	1.41	1.56	1.63	1.72
12/7/2019 5:45	1.46	1.46	1.51	1.42	1.56	1.62	1.71
12/7/2019 6:00	1.45	1.46	1.5	1.41	1.56	1.59	1.7
12/7/2019 6:15	1.45	1.46	1.51	1.41	1.56	1.61	1.7
12/7/2019 6:30	1.45	1.45	1.53	1.42	1.57	1.62	1.7
12/7/2019 6:45	1.44	1.45	1.55	1.44	1.57	1.63	1.72
12/7/2019 7:00	1.44	1.45	1.57	1.44	1.57	1.64	1.72
12/7/2019 7:15	1.44	1.44	1.59	1.42	1.56	1.66	1.71
12/7/2019 7:30	1.44	1.44	1.57	1.46	1.56	1.66	1.71
12/7/2019 7:45	1.44	1.44	1.55	1.46	1.56	1.65	1.72
12/7/2019 8:00	1.44	1.45	1.54	1.47	1.56	1.64	1.72
12/7/2019 8:15	1.44	1.45	1.52	1.44	1.56	1.62	1.73
12/7/2019 8:30	1.45	1.45	1.51	1.43	1.56	1.61	1.72
12/7/2019 8:45	1.45	1.45	1.51	1.45	1.56	1.61	1.71
12/7/2019 9:00	1.45	1.45	1.5	1.44	1.56	1.6	1.72
12/7/2019 9:15	1.44	1.45	1.49	1.43	1.56	1.6	1.71
12/7/2019 9:30	1.44	1.45	1.49	1.43	1.57	1.59	1.7
12/7/2019 9:45	1.45	1.45	1.51	1.43	1.57	1.93	1.7
12/7/2019 10:00	1.44	1.44	1.54	1.42	1.57	4.32	1.7
12/7/2019 10:15	1.43	1.44	1.52	1.42	1.57	5.53	1.72
12/7/2019 10:30	1.44	1.44	1.56	1.42	1.56	5.67	1.73
12/7/2019 10:45	1.45	1.45	1.63	1.42	1.56	5.74	1.74
12/7/2019 11:00	1.45	1.44	1.63	1.44	1.56	5.78	1.75
12/7/2019 11:15	1.45	1.44	1.63	1.45	1.56	5.8	1.76
12/7/2019 11:30	1.44	1.44	1.64	1.45	1.56	5.8	1.76
12/7/2019 11:45	1.44	1.45	1.6	1.41	1.56	5.78	1.77
12/7/2019 12:00	1.45	1.45	1.57	1.44	1.56	5.77	1.75
12/7/2019 12:15	1.44	1.45	1.54	1.45	1.56	5.77	1.76
12/7/2019 12:30	1.44	1.45	1.54	1.42	1.56	5.76	1.76
12/7/2019 12:45	1.45	1.44	1.52	1.44	1.56	5.75	1.75
12/7/2019 13:00	1.45	1.44	1.5	1.44	1.56	5.75	1.76
12/7/2019 13:15	1.45	1.45	1.5	1.44	1.56	5.75	1.77
12/7/2019 13:30	1.45	1.45	1.5	1.43	1.56	5.73	1.76
12/7/2019 13:45	1.45	1.45	1.5	1.44	1.57	5.75	1.76
12/7/2019 14:00	1.44	1.44	1.52	1.44	1.57	5.76	1.76
12/7/2019 14:15	1.44	1.44	1.54	1.46	1.56	5.78	1.77

Date Time	K-Plant						
	K-Plant Intake #1 °C	K-Plant Intake #2 °C	EMD Plant Intake °C	Cat Plant Intake °C	K-Plant Discharge °C	EMD Plant Discharge °C	Cat Plant Discharge °C
12/7/2019 14:30	1.45	1.44	1.56	1.46	1.56	5.82	1.77
12/7/2019 14:45	1.45	1.44	1.59	1.45	1.56	5.8	1.78
12/7/2019 15:00	1.45	1.45	1.57	1.45	1.56	5.82	1.78
12/7/2019 15:15	1.45	1.45	1.57	1.44	1.56	5.78	1.78
12/7/2019 15:30	1.45	1.45	1.56	1.43	1.56	5.77	1.78
12/7/2019 15:45	1.45	1.44	1.56	1.43	1.56	5.74	1.77
12/7/2019 16:00	1.45	1.44	1.53	1.43	1.56	5.79	1.76
12/7/2019 16:15	1.45	1.45	1.52	1.43	1.56	5.79	1.76
12/7/2019 16:30	1.45	1.45	1.54	1.43	1.56	5.78	1.77
12/7/2019 16:45	1.45	1.45	1.53	1.43	1.56	5.77	1.76
12/7/2019 17:00	1.45	1.45	1.57	1.43	1.56	5.75	1.76
12/7/2019 17:15	1.45	1.45	1.57	1.42	1.56	5.78	1.76
12/7/2019 17:30	1.45	1.45	1.58	1.42	1.56	5.82	1.75
12/7/2019 17:45	1.45	1.45	1.59	1.44	1.56	5.84	1.76
12/7/2019 18:00	1.45	1.45	1.6	1.45	1.56	5.8	1.75
12/7/2019 18:15	1.45	1.45	1.58	1.42	1.56	5.81	1.76
12/7/2019 18:30	1.45	1.45	1.59	1.45	1.57	5.81	1.76
12/7/2019 18:45	1.45	1.45	1.56	1.44	1.57	5.8	1.76
12/7/2019 19:00	1.45	1.45	1.58	1.47	1.56	5.82	1.76
12/7/2019 19:15	1.45	1.45	1.54	1.44	1.56	5.8	1.76
12/7/2019 19:30	1.45	1.45	1.54	1.44	1.56	5.77	1.76
12/7/2019 19:45	1.45	1.45	1.55	1.46	1.56	5.79	1.76
12/7/2019 20:00	1.45	1.45	1.55	1.46	1.55	5.8	1.77
12/7/2019 20:15	1.45	1.45	1.54	1.46	1.56	5.76	1.77
12/7/2019 20:30	1.45	1.45	1.54	1.48	1.56	5.79	1.77
12/7/2019 20:45	1.45	1.45	1.55	1.47	1.56	5.78	1.78
12/7/2019 21:00	1.45	1.45	1.56	1.46	1.56	5.78	1.78
12/7/2019 21:15	1.45	1.45	1.56	1.48	1.56	5.78	1.78
12/7/2019 21:30	1.45	1.45	1.56	1.47	1.56	5.79	1.78
12/7/2019 21:45	1.45	1.45	1.56	1.45	1.56	5.79	1.78
12/7/2019 22:00	1.45	1.45	1.57	1.46	1.56	5.78	1.78
12/7/2019 22:15	1.45	1.45	1.56	1.48	1.56	5.8	1.78
12/7/2019 22:30	1.45	1.45	1.58	1.45	1.56	5.79	1.78
12/7/2019 22:45	1.45	1.45	1.58	1.45	1.56	5.77	1.78
12/7/2019 23:00	1.45	1.45	1.6	1.45	1.56	5.84	1.77
12/7/2019 23:15	1.45	1.45	1.62	1.44	1.55	5.88	1.77
12/7/2019 23:30	1.46	1.45	1.64	1.48	1.56	5.84	1.77
12/7/2019 23:45	1.46	1.45	1.62	1.48	1.56	5.81	1.78
12/8/2019 0:00	1.45	1.45	1.62	1.49	1.56	5.82	1.78
12/8/2019 0:15	1.45	1.46	1.62	1.49	1.56	5.48	1.79
12/8/2019 0:30	1.46	1.45	1.62	1.5	1.56	5.44	1.79
12/8/2019 0:45	1.46	1.45	1.62	1.5	1.56	5.41	1.8
12/8/2019 1:00	1.46	1.45	1.6	1.5	1.56	5.41	1.8
12/8/2019 1:15	1.46	1.46	1.6	1.5	1.56	5.41	1.8

Date Time	K-Plant						
	K-Plant Intake #1 °C	K-Plant Intake #2 °C	EMD Plant Intake °C	Cat Plant Intake °C	K-Plant Discharge °C	EMD Plant Discharge °C	Cat Plant Discharge °C
12/8/2019 1:30	1.46	1.46	1.6	1.49	1.57	5.4	1.8
12/8/2019 1:45	1.46	1.46	1.6	1.51	1.57	5.48	1.8
12/8/2019 2:00	1.47	1.46	1.59	1.51	1.57	5.52	1.81
12/8/2019 2:15	1.47	1.46	1.59	1.49	1.57	5.52	1.81
12/8/2019 2:30	1.46	1.46	1.59	1.53	1.58	5.53	1.81
12/8/2019 2:45	1.47	1.46	1.59	1.53	1.58	5.37	1.82
12/8/2019 3:00	1.47	1.46	1.6	1.52	1.58	5.34	1.82
12/8/2019 3:15	1.47	1.46	1.6	1.53	1.58	5.12	1.83
12/8/2019 3:30	1.47	1.47	1.59	1.51	1.58	5.26	1.83
12/8/2019 3:45	1.47	1.47	1.58	1.5	1.59	5.23	1.82
12/8/2019 4:00	1.47	1.47	1.57	1.5	1.59	5.25	1.81
12/8/2019 4:15	1.48	1.47	1.56	1.49	1.59	5.54	1.81
12/8/2019 4:30	1.48	1.48	1.56	1.5	1.59	5.55	1.81
12/8/2019 4:45	1.48	1.47	1.56	1.5	1.6	5.56	1.81
12/8/2019 5:00	1.48	1.47	1.55	1.49	1.6	5.58	1.8
12/8/2019 5:15	1.48	1.47	1.55	1.49	1.6	5.59	1.81
12/8/2019 5:30	1.48	1.47	1.55	1.49	1.59	5.6	1.8
12/8/2019 5:45	1.48	1.47	1.55	1.49	1.59	5.58	1.8
12/8/2019 6:00	1.47	1.47	1.55	1.49	1.59	5.6	1.8
12/8/2019 6:15	1.48	1.47	1.56	1.49	1.59	5.62	1.8
12/8/2019 6:30	1.48	1.48	1.59	1.49	1.59	5.63	1.81
12/8/2019 6:45	1.48	1.48	1.62	1.49	1.59	5.68	1.82
12/8/2019 7:00	1.48	1.48	1.63	1.49	1.59	5.69	1.82
12/8/2019 7:15	1.48	1.48	1.62	1.47	1.58	5.69	1.81
12/8/2019 7:30	1.48	1.48	1.61	1.48	1.58	5.66	1.81
12/8/2019 7:45	1.48	1.48	1.59	1.49	1.58	5.67	1.8
12/8/2019 8:00	1.47	1.48	1.59	1.5	1.57	5.67	1.81
12/8/2019 8:15	1.48	1.48	1.58	1.52	1.58	5.63	1.81
12/8/2019 8:30	1.48	1.48	1.58	1.5	1.59	5.64	1.82
12/8/2019 8:45	1.48	1.48	1.57	1.5	1.59	5.65	1.82
12/8/2019 9:00	1.48	1.48	1.56	1.5	1.59	5.63	1.81
12/8/2019 9:15	1.48	1.48	1.57	1.5	1.59	5.66	1.82
12/8/2019 9:30	1.48	1.48	1.59	1.52	1.59	6.32	1.82
12/8/2019 9:45	1.48	1.48	1.6	1.51	1.59	9.25	1.83
12/8/2019 10:00	1.48	1.48	1.61	1.51	1.59	9.52	1.82
12/8/2019 10:15	1.48	1.48	1.63	1.5	1.59	9.6	1.82
12/8/2019 10:30	1.48	1.48	1.64	1.49	1.59	9.6	1.82
12/8/2019 10:45	1.48	1.48	1.66	1.51	1.59	9.62	1.81
12/8/2019 11:00	1.48	1.48	1.65	1.52	1.6	9.61	1.82
12/8/2019 11:15	1.48	1.48	1.63	1.53	1.6	9.64	1.83
12/8/2019 11:30	1.48	1.48	1.63	1.52	1.6	9.63	1.83
12/8/2019 11:45	1.48	1.48	1.61	1.52	1.6	9.59	1.83
12/8/2019 12:00	1.48	1.48	1.61	1.51	1.6	9.65	1.83
12/8/2019 12:15	1.49	1.49	1.6	1.51	1.6	9.63	1.83



Date Time	K-Plant						
	K-Plant Intake #1 °C	K-Plant Intake #2 °C	EMD Plant Intake °C	Cat Plant Intake °C	K-Plant Discharge °C	EMD Plant Discharge °C	Cat Plant Discharge °C
12/8/2019 12:30	1.49	1.49	1.59	1.5	1.59	9.62	1.82
12/8/2019 12:45	1.49	1.49	1.61	1.5	1.59	9.62	1.82
12/8/2019 13:00	1.49	1.49	1.6	1.49	1.59	9.63	1.81
12/8/2019 13:15	1.49	1.49	1.59	1.49	1.59	9.32	1.81
12/8/2019 13:30	1.49	1.49	1.6	1.48	1.59	7.33	1.81
12/8/2019 13:45	1.49	1.49	1.61	1.48	1.59	6.2	1.8
12/8/2019 14:00	1.49	1.5	1.62	1.49	1.59	5.73	1.81
12/8/2019 14:15	1.49	1.5	1.61	1.49	1.6	5.73	1.81
12/8/2019 14:30	1.5	1.5	1.59	1.48	1.6	5.71	1.81
12/8/2019 14:45	1.5	1.5	1.59	1.49	1.61	5.75	1.81
12/8/2019 15:00	1.5	1.5	1.58	1.5	1.61	5.74	1.81
12/8/2019 15:15	1.5	1.5	1.62	1.49	1.61	5.75	1.81
12/8/2019 15:30	1.5	1.5	1.61	1.49	1.62	5.77	1.81
12/8/2019 15:45	1.51	1.5	1.58	1.5	1.61	5.75	1.81
12/8/2019 16:00	1.51	1.5	1.59	1.49	1.6	5.77	1.81
12/8/2019 16:15	1.51	1.51	1.64	1.5	1.6	5.77	1.81
12/8/2019 16:30	1.51	1.51	1.67	1.5	1.6	5.82	1.82
12/8/2019 16:45	1.51	1.5	1.69	1.5	1.6	9.48	1.82
12/8/2019 17:00	1.51	1.51	1.71	1.51	1.61	9.84	1.82
12/8/2019 17:15	1.51	1.51	1.66	1.51	1.61	9.83	1.83
12/8/2019 17:30	1.51	1.51	1.66	1.51	1.62	9.81	1.82
12/8/2019 17:45	1.52	1.51	1.66	1.5	1.62	9.83	1.82
12/8/2019 18:00	1.52	1.51	1.64	1.53	1.61	9.78	1.82
12/8/2019 18:15	1.52	1.51	1.65	1.53	1.61	9.8	1.83
12/8/2019 18:30	1.52	1.51	1.64	1.53	1.61	9.81	1.83
12/8/2019 18:45	1.52	1.51	1.63	1.53	1.61	9.8	1.83
12/8/2019 19:00	1.52	1.51	1.63	1.52	1.61	9.85	1.84
12/8/2019 19:15	1.51	1.51	1.62	1.54	1.61	9.82	1.84
12/8/2019 19:30	1.52	1.52	1.61	1.51	1.61	9.79	1.84
12/8/2019 19:45	1.52	1.52	1.61	1.53	1.61	9.79	1.84
12/8/2019 20:00	1.52	1.52	1.62	1.52	1.6	9.78	1.84
12/8/2019 20:15	1.52	1.53	1.6	1.52	1.6	9.8	1.84
12/8/2019 20:30	1.53	1.52	1.6	1.51	1.59	9.79	1.84
12/8/2019 20:45	1.53	1.52	1.6	1.51	1.6	9.76	1.84
12/8/2019 21:00	1.53	1.52	1.6	1.51	1.61	9.77	1.83
12/8/2019 21:15	1.54	1.53	1.59	1.51	1.62	9.77	1.83
12/8/2019 21:30	1.53	1.53	1.6	1.51	1.63	9.77	1.83
12/8/2019 21:45	1.54	1.53	1.6	1.51	1.63	9.58	1.83
12/8/2019 22:00	1.54	1.53	1.58	1.51	1.62	9.13	1.83
12/8/2019 22:15	1.54	1.53	1.64	1.52	1.62	8.57	1.83
12/8/2019 22:30	1.54	1.54	1.63	1.51	1.62	7.63	1.83
12/8/2019 22:45	1.55	1.54	1.64	1.52	1.61	6.21	1.83
12/8/2019 23:00	1.55	1.54	1.67	1.51	1.61	5.7	1.83
12/8/2019 23:15	1.54	1.54	1.66	1.51	1.61	5.74	1.83

Date Time	K-Plant						
	K-Plant Intake #1 °C	K-Plant Intake #2 °C	EMD Plant Intake °C	Cat Plant Intake °C	K-Plant Discharge °C	EMD Plant Discharge °C	Cat Plant Discharge °C
12/8/2019 23:30	1.55	1.54	1.64	1.51	1.62	5.72	1.83
12/8/2019 23:45	1.55	1.54	1.64	1.52	1.62	5.75	1.83
12/9/2019 0:00	1.55	1.54	1.63	1.52	1.62	5.77	1.83
12/9/2019 0:15	1.55	1.54	1.63	1.52	1.62	5.75	1.83
12/9/2019 0:30	1.55	1.54	1.63	1.52	1.63	5.77	1.83
12/9/2019 0:45	1.55	1.55	1.67	1.52	1.63	5.75	1.83
12/9/2019 1:00	1.55	1.54	1.67	1.52	1.63	5.25	1.83
12/9/2019 1:15	1.55	1.54	1.64	1.52	1.64	3.84	1.83
12/9/2019 1:30	1.54	1.54	1.62	1.53	1.64	2.25	1.83
12/9/2019 1:45	1.54	1.54	1.62	1.53	1.63	1.77	1.83
12/9/2019 2:00	1.54	1.55	1.59	1.52	1.63	1.72	1.83
12/9/2019 2:15	1.54	1.55	1.6	1.52	1.64	1.72	1.82
12/9/2019 2:30	1.54	1.55	1.6	1.53	1.64	1.71	1.8
12/9/2019 2:45	1.55	1.54	1.59	1.53	1.64	1.7	1.8
12/9/2019 3:00	1.54	1.54	1.59	1.52	1.64	1.7	1.79
12/9/2019 3:15	1.54	1.54	1.59	1.52	1.64	1.7	1.79
12/9/2019 3:30	1.55	1.54	1.6	1.52	1.63	1.7	1.78
12/9/2019 3:45	1.54	1.54	1.59	1.52	1.63	1.69	1.78
12/9/2019 4:00	1.54	1.54	1.58	1.52	1.62	1.68	1.78
12/9/2019 4:15	1.54	1.54	1.59	1.52	1.62	1.68	1.77
12/9/2019 4:30	1.54	1.54	1.58	1.52	1.62	1.69	1.77
12/9/2019 4:45	1.54	1.54	1.61	1.52	1.62	1.7	1.77
12/9/2019 5:00	1.54	1.54	1.61	1.52	1.61	1.7	1.77
12/9/2019 5:15	1.54	1.53	1.61	1.52	1.61	1.7	1.77
12/9/2019 5:30	1.54	1.53	1.6	1.52	1.61	1.7	1.77
12/9/2019 5:45	1.54	1.53	1.6	1.53	1.61	1.7	1.77
12/9/2019 6:00	1.54	1.53	1.6	1.54	1.6	2.04	1.77
12/9/2019 6:15	1.54	1.53	1.59	1.53	1.59	3.46	1.78
12/9/2019 6:30	1.54	1.53	1.59	1.51	1.59	4.16	1.8
12/9/2019 6:45	1.54	1.52	1.6	1.53	1.6	5.54	1.8
12/9/2019 7:00	1.54	1.51	1.58	1.49	1.6	5.68	1.81
12/9/2019 7:15	1.54	1.51	1.59	1.49	1.6	5.67	1.81
12/9/2019 7:30	1.54	1.51	1.59	1.47	1.6	5.69	1.8
12/9/2019 7:45	1.54	1.51	1.59	1.48	1.6	5.64	1.8
12/9/2019 8:00	1.54	1.51	1.59	1.48	1.6	6.59	1.79
12/9/2019 8:15	1.53	1.51	1.57	1.47	1.61	8.25	1.78
12/9/2019 8:30	1.53	1.52	1.57	1.47	1.62	9.12	1.78
12/9/2019 8:45	1.54	1.53	1.56	1.47	1.62	9.18	1.78
12/9/2019 9:00	1.53	1.53	1.57	1.47	1.63	9.19	1.78
12/9/2019 9:15	1.54	1.53	1.57	1.47	1.64	9.2	1.78
12/9/2019 9:30	1.52	1.52	1.57	1.47	1.64	9.2	1.78
12/9/2019 9:45	1.53	1.52	1.58	1.49	1.64	9.2	1.78
12/9/2019 10:00	1.52	1.52	1.6	1.46	1.63	9.26	1.79
12/9/2019 10:15	1.51	1.52	1.62	1.5	1.62	9.18	1.78

Date Time	K-Plant						
	K-Plant Intake #1 °C	K-Plant Intake #2 °C	EMD Plant Intake °C	Cat Plant Intake °C	K-Plant Discharge °C	EMD Plant Discharge °C	Cat Plant Discharge °C
12/9/2019 10:30	1.52	1.52	1.62	1.5	1.62	9.26	1.78
12/9/2019 10:45	1.52	1.52	1.59	1.49	1.61	9.23	1.79
12/9/2019 11:00	1.53	1.52	1.62	1.51	1.61	9.23	1.8
12/9/2019 11:15	1.53	1.52	1.59	1.5	1.61	9.29	1.81
12/9/2019 11:30	1.53	1.52	1.6	1.51	1.61	9.35	1.81
12/9/2019 11:45	1.53	1.52	1.59	1.52	1.61	9.31	1.81
12/9/2019 12:00	1.53	1.52	1.61	1.51	1.61	9.33	1.82
12/9/2019 12:15	1.53	1.53	1.61	1.52	1.61	9.27	1.82
12/9/2019 12:30	1.53	1.53	1.61	1.53	1.61	9.31	1.82
12/9/2019 12:45	1.54	1.53	1.59	1.53	1.61	9.36	1.83
12/9/2019 13:00	1.54	1.53	1.6	1.53	1.61	9.37	1.83
12/9/2019 13:15	1.54	1.53	1.6	1.53	1.61	9.37	1.83
12/9/2019 13:30	1.54	1.53	1.62	1.53	1.61	9.33	1.83
12/9/2019 13:45	1.54	1.53	1.6	1.53	1.59	9.37	1.84
12/9/2019 14:00	1.54	1.53	1.62	1.54	1.59	9.43	1.84
12/9/2019 14:15	1.54	1.53	1.62	1.55	1.58	9.4	1.83
12/9/2019 14:30	1.54	1.54	1.62	1.55	1.58	9.47	1.84
12/9/2019 14:45	1.54	1.54	1.62	1.55	1.57	9.47	1.85
12/9/2019 15:00	1.54	1.54	1.61	1.54	1.58	9.44	1.84
12/9/2019 15:15	1.54	1.54	1.61	1.54	1.58	9.39	1.85
12/9/2019 15:30	1.55	1.54	1.61	1.54	1.58	9.49	1.85
12/9/2019 15:45	1.55	1.54	1.6	1.54	1.58	9.52	1.85
12/9/2019 16:00	1.55	1.54	1.61	1.53	1.6	9.48	1.85
12/9/2019 16:15	1.54	1.54	1.62	1.53	1.6	9.51	1.85
12/9/2019 16:30	1.55	1.54	1.61	1.53	1.61	9.43	1.85
12/9/2019 16:45	1.55	1.54	1.6	1.52	1.62	9.43	1.85
12/9/2019 17:00	1.55	1.54	1.6	1.52	1.62	9.4	1.84
12/9/2019 17:15	1.55	1.54	1.59	1.53	1.62	9.44	1.84
12/9/2019 17:30	1.55	1.54	1.6	1.53	1.61	9.48	1.85
12/9/2019 17:45	1.55	1.54	1.59	1.52	1.61	9.47	1.84
12/9/2019 18:00	1.55	1.54	1.6	1.52	1.61	9.44	1.84
12/9/2019 18:15	1.55	1.54	1.59	1.52	1.62	9.51	1.84
12/9/2019 18:30	1.54	1.54	1.59	1.52	1.62	9.47	1.84
12/9/2019 18:45	1.54	1.54	1.6	1.52	1.63	9.42	1.84
12/9/2019 19:00	1.54	1.54	1.59	1.51	1.63	9.46	1.84
12/9/2019 19:15	1.55	1.54	1.58	1.51	1.63	9.45	1.83
12/9/2019 19:30	1.55	1.54	1.61	1.51	1.64	9.47	1.83
12/9/2019 19:45	1.55	1.54	1.59	1.51	1.63	9.5	1.83
12/9/2019 20:00	1.55	1.54	1.61	1.51	1.63	9.44	1.83
12/9/2019 20:15	1.55	1.54	1.61	1.5	1.63	9.45	1.83
12/9/2019 20:30	1.54	1.54	1.58	1.5	1.62	9.45	1.82
12/9/2019 20:45	1.55	1.55	1.6	1.51	1.62	9.46	1.83
12/9/2019 21:00	1.55	1.55	1.6	1.51	1.62	9.44	1.83
12/9/2019 21:15	1.55	1.55	1.59	1.51	1.63	9.4	1.83

Date Time	K-Plant						
	K-Plant Intake #1 °C	K-Plant Intake #2 °C	EMD Plant Intake °C	Cat Plant Intake °C	K-Plant Discharge °C	EMD Plant Discharge °C	Cat Plant Discharge °C
12/9/2019 21:30	1.55	1.55	1.62	1.51	1.63	9.51	1.83
12/9/2019 21:45	1.55	1.55	1.63	1.52	1.63	9.5	1.83
12/9/2019 22:00	1.55	1.55	1.62	1.53	1.63	9.55	1.84
12/9/2019 22:15	1.56	1.55	1.67	1.54	1.63	8.72	1.84
12/9/2019 22:30	1.56	1.55	1.67	1.52	1.63	8.56	1.84
12/9/2019 22:45	1.55	1.55	1.65	1.53	1.64	7.96	1.85
12/9/2019 23:00	1.55	1.55	1.64	1.52	1.64	6.23	1.85
12/9/2019 23:15	1.55	1.55	1.65	1.52	1.64	5.6	1.85
12/9/2019 23:30	1.56	1.55	1.64	1.53	1.63	5.61	1.85
12/9/2019 23:45	1.56	1.55	1.63	1.55	1.63	5.64	1.85
12/10/2019 0:00	1.56	1.55	1.63	1.53	1.64	5.63	1.86
12/10/2019 0:15	1.56	1.55	1.62	1.53	1.64	5.63	1.86
12/10/2019 0:30	1.56	1.55	1.62	1.54	1.64	3.68	1.86
12/10/2019 0:45	1.55	1.55	1.62	1.54	1.64	2.01	1.86
12/10/2019 1:00	1.55	1.55	1.63	1.55	1.64	1.75	1.85
12/10/2019 1:15	1.55	1.55	1.59	1.54	1.64	1.73	1.85
12/10/2019 1:30	1.55	1.55	1.62	1.54	1.63	1.73	1.84
12/10/2019 1:45	1.56	1.55	1.61	1.54	1.63	1.74	1.83
12/10/2019 2:00	1.56	1.55	1.61	1.54	1.63	1.74	1.82
12/10/2019 2:15	1.57	1.56	1.61	1.53	1.64	1.74	1.82
12/10/2019 2:30	1.56	1.55	1.62	1.53	1.64	1.74	1.81
12/10/2019 2:45	1.56	1.55	1.63	1.54	1.64	1.72	1.81
12/10/2019 3:00	1.56	1.55	1.6	1.53	1.63	1.72	1.81
12/10/2019 3:15	1.56	1.55	1.6	1.53	1.63	1.7	1.81
12/10/2019 3:30	1.56	1.55	1.6	1.55	1.62	1.71	1.8
12/10/2019 3:45	1.56	1.55	1.62	1.54	1.62	1.73	1.81
12/10/2019 4:00	1.56	1.55	1.62	1.55	1.62	1.73	1.8
12/10/2019 4:15	1.56	1.55	1.61	1.54	1.62	1.73	1.8
12/10/2019 4:30	1.56	1.55	1.62	1.55	1.62	1.72	1.8
12/10/2019 4:45	1.56	1.55	1.62	1.55	1.61	1.74	1.8
12/10/2019 5:00	1.57	1.56	1.61	1.56	1.62	1.73	1.81
12/10/2019 5:15	1.58	1.56	1.62	1.56	1.62	1.73	1.81
12/10/2019 5:30	1.57	1.56	1.63	1.56	1.62	1.74	1.81
12/10/2019 5:45	1.56	1.55	1.63	1.56	1.62	1.74	1.81
12/10/2019 6:00	1.55	1.54	1.62	1.54	1.62	1.73	1.81
12/10/2019 6:15	1.55	1.55	1.61	1.55	1.62	1.73	1.8
12/10/2019 6:30	1.57	1.55	1.61	1.54	1.62	3.25	1.8
12/10/2019 6:45	1.56	1.55	1.6	1.53	1.62	3.88	1.81
12/10/2019 7:00	1.55	1.53	1.6	1.53	1.62	4.02	1.82
12/10/2019 7:15	1.54	1.54	1.6	1.52	1.63	5.15	1.83
12/10/2019 7:30	1.53	1.54	1.6	1.51	1.63	5.21	1.83
12/10/2019 7:45	1.53	1.54	1.58	1.5	1.63	5.39	1.83
12/10/2019 8:00	1.52	1.53	1.58	1.5	1.62	8	1.83
12/10/2019 8:15	1.51	1.54	1.58	1.49	1.63	9.3	1.81

Date Time	K-Plant						
	K-Plant Intake #1 °C	K-Plant Intake #2 °C	EMD Plant Intake °C	Cat Plant Intake °C	K-Plant Discharge °C	EMD Plant Discharge °C	Cat Plant Discharge °C
12/10/2019 8:30	1.52	1.54	1.58	1.49	1.63	9.5	1.81
12/10/2019 8:45	1.52	1.54	1.58	1.5	1.63	9.46	1.82
12/10/2019 9:00	1.53	1.55	1.58	1.49	1.63	9.48	1.82
12/10/2019 9:15	1.52	1.55	1.57	1.5	1.63	9.56	1.82
12/10/2019 9:30	1.53	1.57	1.57	1.51	1.63	9.56	1.82
12/10/2019 9:45	1.54	1.56	1.57	1.5	1.64	9.57	1.82
12/10/2019 10:00	1.54	1.56	1.57	1.48	1.65	9.63	1.82
12/10/2019 10:15	1.54	1.55	1.57	1.47	1.66	9.45	1.81
12/10/2019 10:30	1.55	1.55	1.59	1.47	1.66	9.66	1.81
12/10/2019 10:45	1.54	1.55	1.58	1.46	1.66	9.63	1.8
12/10/2019 11:00	1.55	1.55	1.6	1.46	1.66	9.67	1.8
12/10/2019 11:15	1.54	1.55	1.59	1.43	1.65	9.59	1.79
12/10/2019 11:30	1.55	1.55	1.59	1.46	1.64	9.52	1.78
12/10/2019 11:45	1.55	1.55	1.58	1.45	1.64	9.78	1.78
12/10/2019 12:00	1.55	1.54	1.57	1.47	1.64	9.59	1.78
12/10/2019 12:15	1.55	1.54	1.57	1.47	1.64	9.65	1.78
12/10/2019 12:30	1.55	1.55	1.55	1.5	1.64	9.61	1.79
12/10/2019 12:45	1.55	1.55	1.57	1.51	1.63	9.57	1.8
12/10/2019 13:00	1.55	1.55	1.58	1.51	1.63	9.68	1.81
12/10/2019 13:15	1.55	1.55	1.59	1.5	1.64	9.68	1.82
12/10/2019 13:30	1.54	1.55	1.59	1.53	1.64	9.69	1.83
12/10/2019 13:45	1.55	1.55	1.59	1.54	1.62	9.65	1.84
12/10/2019 14:00	1.55	1.55	1.63	1.55	1.61	9.74	1.85
12/10/2019 14:15	1.55	1.55	1.64	1.56	1.61	9.74	1.85
12/10/2019 14:30	1.55	1.55	1.64	1.57	1.61	9.71	1.86
12/10/2019 14:45	1.55	1.55	1.61	1.55	1.62	9.76	1.86
12/10/2019 15:00	1.55	1.55	1.63	1.56	1.64	9.71	1.87
12/10/2019 15:15	1.55	1.55	1.63	1.57	1.64	9.76	1.87
12/10/2019 15:30	1.55	1.55	1.63	1.57	1.64	9.76	1.87
12/10/2019 15:45	1.55	1.55	1.64	1.56	1.63	9.71	1.87
12/10/2019 16:00	1.55	1.55	1.63	1.56	1.63	9.81	1.87
12/10/2019 16:15	1.55	1.55	1.63	1.56	1.62	9.74	1.87
12/10/2019 16:30	1.56	1.55	1.63	1.55	1.62	9.64	1.87
12/10/2019 16:45	1.56	1.55	1.64	1.55	1.62	9.64	1.87
12/10/2019 17:00	1.56	1.55	1.63	1.55	1.62	9.71	1.87
12/10/2019 17:15	1.56	1.55	1.62	1.54	1.62	9.79	1.87
12/10/2019 17:30	1.56	1.55	1.61	1.54	1.63	9.89	1.86
12/10/2019 17:45	1.56	1.55	1.6	1.54	1.63	9.86	1.86
12/10/2019 18:00	1.55	1.55	1.61	1.54	1.63	9.85	1.86
12/10/2019 18:15	1.55	1.55	1.61	1.54	1.63	9.89	1.86
12/10/2019 18:30	1.56	1.55	1.61	1.54	1.64	9.84	1.86
12/10/2019 18:45	1.55	1.55	1.6	1.54	1.64	9.84	1.86
12/10/2019 19:00	1.55	1.55	1.6	1.54	1.63	9.87	1.86
12/10/2019 19:15	1.55	1.55	1.6	1.54	1.64	9.93	1.86

Date Time	K-Plant						
	K-Plant Intake #1 °C	K-Plant Intake #2 °C	EMD Plant Intake °C	Cat Plant Intake °C	K-Plant Discharge °C	EMD Plant Discharge °C	Cat Plant Discharge °C
12/10/2019 19:30	1.55	1.55	1.63	1.54	1.64	9.91	1.86
12/10/2019 19:45	1.55	1.55	1.63	1.53	1.63	9.92	1.86
12/10/2019 20:00	1.55	1.55	1.62	1.52	1.63	9.87	1.85
12/10/2019 20:15	1.55	1.55	1.62	1.52	1.64	9.84	1.85
12/10/2019 20:30	1.56	1.55	1.6	1.52	1.64	9.83	1.84
12/10/2019 20:45	1.56	1.56	1.61	1.52	1.64	9.83	1.84
12/10/2019 21:00	1.56	1.56	1.6	1.52	1.64	9.84	1.84
12/10/2019 21:15	1.56	1.56	1.62	1.52	1.64	9.89	1.84
12/10/2019 21:30	1.56	1.56	1.62	1.52	1.64	9.85	1.84
12/10/2019 21:45	1.56	1.56	1.63	1.51	1.64	9.9	1.84
12/10/2019 22:00	1.57	1.56	1.65	1.51	1.65	9.9	1.84
12/10/2019 22:15	1.57	1.56	1.64	1.51	1.65	9.87	1.83
12/10/2019 22:30	1.57	1.56	1.65	1.52	1.65	9.48	1.84
12/10/2019 22:45	1.57	1.56	1.64	1.52	1.65	8.37	1.83
12/10/2019 23:00	1.57	1.56	1.63	1.52	1.65	6.11	1.84
12/10/2019 23:15	1.57	1.56	1.61	1.54	1.65	5.72	1.84
12/10/2019 23:30	1.57	1.56	1.64	1.53	1.65	5.71	1.84
12/10/2019 23:45	1.57	1.56	1.63	1.54	1.65	5.74	1.84
12/11/2019 0:00	1.57	1.56	1.64	1.54	1.63	5.76	1.84
12/11/2019 0:15	1.57	1.56	1.64	1.54	1.64	5.78	1.84
12/11/2019 0:30	1.57	1.56	1.64	1.53	1.64	5.77	1.84
12/11/2019 0:45	1.57	1.56	1.63	1.54	1.64	5.73	1.84
12/11/2019 1:00	1.57	1.56	1.64	1.54	1.64	5.73	1.84
12/11/2019 1:15	1.57	1.56	1.65	1.54	1.64	5.77	1.84
12/11/2019 1:30	1.57	1.56	1.65	1.55	1.64	4.31	1.84
12/11/2019 1:45	1.56	1.56	1.65	1.56	1.65	2.85	1.85
12/11/2019 2:00	1.56	1.56	1.66	1.55	1.66	1.85	1.85
12/11/2019 2:15	1.56	1.56	1.67	1.53	1.66	1.78	1.84
12/11/2019 2:30	1.56	1.56	1.66	1.57	1.66	1.78	1.83
12/11/2019 2:45	1.56	1.56	1.65	1.57	1.66	1.77	1.83
12/11/2019 3:00	1.56	1.56	1.66	1.57	1.66	1.77	1.82
12/11/2019 3:15	1.56	1.56	1.66	1.57	1.65	1.78	1.82
12/11/2019 3:30	1.56	1.56	1.65	1.57	1.65	1.76	1.82
12/11/2019 3:45	1.56	1.55	1.65	1.57	1.65	1.76	1.83
12/11/2019 4:00	1.56	1.55	1.63	1.57	1.64	1.75	1.83
12/11/2019 4:15	1.56	1.55	1.64	1.56	1.64	1.76	1.83
12/11/2019 4:30	1.56	1.55	1.64	1.58	1.64	1.75	1.83
12/11/2019 4:45	1.56	1.55	1.63	1.57	1.64	1.75	1.83
12/11/2019 5:00	1.56	1.55	1.63	1.56	1.63	1.75	1.82
12/11/2019 5:15	1.56	1.55	1.63	1.56	1.63	1.74	1.81
12/11/2019 5:30	1.55	1.55	1.63	1.56	1.63	1.74	1.82
12/11/2019 5:45	1.55	1.55	1.62	1.57	1.64	1.74	1.81
12/11/2019 6:00	1.55	1.55	1.62	1.56	1.64	1.73	1.81
12/11/2019 6:15	1.55	1.56	1.63	1.56	1.64	1.73	1.81

Date Time	K-Plant						
	K-Plant Intake #1 °C	K-Plant Intake #2 °C	EMD Plant Intake °C	Cat Plant Intake °C	K-Plant Discharge °C	EMD Plant Discharge °C	Cat Plant Discharge °C
12/11/2019 6:30	1.56	1.56	1.62	1.56	1.65	1.73	1.81
12/11/2019 6:45	1.56	1.57	1.63	1.55	1.65	1.86	1.81
12/11/2019 7:00	1.55	1.58	1.61	1.55	1.65	3.55	1.8
12/11/2019 7:15	1.54	1.57	1.61	1.55	1.65	4.92	1.82
12/11/2019 7:30	1.54	1.56	1.61	1.55	1.65	5.17	1.83
12/11/2019 7:45	1.53	1.55	1.61	1.55	1.65	5.11	1.84
12/11/2019 8:00	1.53	1.53	1.61	1.55	1.65	7.58	1.84
12/11/2019 8:15	1.52	1.53	1.61	1.55	1.65	8.83	1.85
12/11/2019 8:30	1.53	1.53	1.6	1.54	1.65	9.83	1.85
12/11/2019 8:45	1.54	1.54	1.6	1.55	1.64	9.88	1.86
12/11/2019 9:00	1.55	1.55	1.6	1.53	1.65	9.97	1.83
12/11/2019 9:15	1.56	1.57	1.6	1.54	1.65	9.69	1.83
12/11/2019 9:30	1.57	1.58	1.6	1.53	1.66	9.76	1.84
12/11/2019 9:45	1.57	1.57	1.59	1.52	1.66	9.72	1.84
12/11/2019 10:00	1.57	1.57	1.61	1.51	1.66	9.73	1.84
12/11/2019 10:15	1.56	1.56	1.6	1.51	1.67	9.73	1.84
12/11/2019 10:30	1.56	1.56	1.6	1.51	1.67	9.76	1.84
12/11/2019 10:45	1.55	1.55	1.6	1.52	1.66	9.69	1.84
12/11/2019 11:00	1.55	1.55	1.59	1.5	1.66	9.78	1.83
12/11/2019 11:15	1.55	1.55	1.6	1.5	1.65	9.66	1.83
12/11/2019 11:30	1.56	1.55	1.59	1.49	1.65	9.77	1.83
12/11/2019 11:45	1.56	1.55	1.57	1.5	1.65	9.63	1.82
12/11/2019 12:00	1.56	1.55	1.6	1.5	1.65	9.73	1.82
12/11/2019 12:15	1.56	1.55	1.61	1.48	1.65	9.69	1.82
12/11/2019 12:30	1.56	1.55	1.6	1.53	1.65	9.81	1.82
12/11/2019 12:45	1.56	1.55	1.62	1.55	1.65	9.75	1.84
12/11/2019 13:00	1.55	1.55	1.64	1.56	1.65	9.78	1.85
12/11/2019 13:15	1.55	1.56	1.64	1.54	1.65	9.77	1.86
12/11/2019 13:30	1.56	1.56	1.63	1.55	1.65	9.8	1.86
12/11/2019 13:45	1.56	1.56	1.63	1.53	1.65	9.78	1.86
12/11/2019 14:00	1.56	1.56	1.64	1.56	1.64	9.81	1.86
12/11/2019 14:15	1.57	1.56	1.64	1.55	1.64	9.75	1.87
12/11/2019 14:30	1.57	1.56	1.65	1.54	1.65	9.83	1.87
12/11/2019 14:45	1.57	1.56	1.65	1.57	1.64	9.91	1.87
12/11/2019 15:00	1.57	1.56	1.65	1.55	1.64	9.87	1.88
12/11/2019 15:15	1.57	1.56	1.66	1.57	1.63	9.83	1.88
12/11/2019 15:30	1.57	1.56	1.65	1.59	1.63	9.79	1.88
12/11/2019 15:45	1.57	1.56	1.65	1.57	1.63	9.81	1.89
12/11/2019 16:00	1.57	1.56	1.64	1.57	1.64	10.07	1.88
12/11/2019 16:15	1.57	1.56	1.65	1.56	1.64	9.85	1.88
12/11/2019 16:30	1.57	1.56	1.64	1.56	1.64	9.98	1.88
12/11/2019 16:45	1.57	1.57	1.63	1.57	1.64	9.94	1.88
12/11/2019 17:00	1.57	1.57	1.63	1.55	1.64	9.93	1.88
12/11/2019 17:15	1.57	1.57	1.62	1.55	1.64	9.95	1.87

Date Time	K-Plant						
	K-Plant Intake #1 °C	K-Plant Intake #2 °C	EMD Plant Intake °C	Cat Plant Intake °C	K-Plant Discharge °C	EMD Plant Discharge °C	Cat Plant Discharge °C
12/11/2019 17:30	1.57	1.57	1.62	1.56	1.63	9.85	1.87
12/11/2019 17:45	1.57	1.57	1.63	1.56	1.63	10.01	1.85
12/11/2019 18:00	1.57	1.57	1.63	1.56	1.64	10	1.86
12/11/2019 18:15	1.57	1.57	1.62	1.56	1.64	10.03	1.86
12/11/2019 18:30	1.57	1.57	1.62	1.55	1.64	10.01	1.87
12/11/2019 18:45	1.57	1.57	1.63	1.56	1.64	10.01	1.87
12/11/2019 19:00	1.57	1.57	1.62	1.55	1.65	9.98	1.87
12/11/2019 19:15	1.57	1.57	1.62	1.55	1.65	9.98	1.87
12/11/2019 19:30	1.57	1.57	1.62	1.55	1.64	9.98	1.86
12/11/2019 19:45	1.57	1.57	1.61	1.55	1.65	9.98	1.86
12/11/2019 20:00	1.58	1.57	1.6	1.54	1.65	9.94	1.86
12/11/2019 20:15	1.57	1.57	1.62	1.54	1.65	9.94	1.86
12/11/2019 20:30	1.58	1.57	1.64	1.54	1.65	9.99	1.86
12/11/2019 20:45	1.57	1.57	1.65	1.54	1.65	9.94	1.86
12/11/2019 21:00	1.58	1.57	1.62	1.54	1.66	9.91	1.86
12/11/2019 21:15	1.57	1.57	1.65	1.54	1.66	9.94	1.86
12/11/2019 21:30	1.57	1.57	1.63	1.54	1.66	9.96	1.86
12/11/2019 21:45	1.58	1.57	1.64	1.54	1.66	10.07	1.86
12/11/2019 22:00	1.58	1.57	1.64	1.54	1.66	9.96	1.86
12/11/2019 22:15	1.58	1.57	1.62	1.54	1.66	9.99	1.86
12/11/2019 22:30	1.59	1.57	1.62	1.54	1.66	9.99	1.86
12/11/2019 22:45	1.59	1.57	1.63	1.55	1.66	9.95	1.86
12/11/2019 23:00	1.59	1.58	1.64	1.55	1.67	9.44	1.86
12/11/2019 23:15	1.59	1.58	1.65	1.54	1.67	8.85	1.86
12/11/2019 23:30	1.59	1.58	1.66	1.56	1.67	7.88	1.86
12/11/2019 23:45	1.59	1.58	1.66	1.56	1.67	6.12	1.87
12/12/2019 0:00	1.59	1.58	1.64	1.55	1.65	5.77	1.87
12/12/2019 0:15	1.59	1.58	1.64	1.56	1.65	5.25	1.87
12/12/2019 0:30	1.59	1.58	1.65	1.55	1.65	4.5	1.87
12/12/2019 0:45	1.59	1.58	1.66	1.56	1.66	4.05	1.86
12/12/2019 1:00	1.59	1.58	1.65	1.55	1.65	2.84	1.86
12/12/2019 1:15	1.6	1.58	1.67	1.54	1.66	1.85	1.86
12/12/2019 1:30	1.6	1.58	1.67	1.57	1.65	1.79	1.85
12/12/2019 1:45	1.6	1.59	1.65	1.57	1.66	1.78	1.85
12/12/2019 2:00	1.59	1.59	1.65	1.56	1.66	1.77	1.84
12/12/2019 2:15	1.59	1.59	1.66	1.56	1.67	1.77	1.83
12/12/2019 2:30	1.59	1.59	1.65	1.56	1.66	1.76	1.83
12/12/2019 2:45	1.59	1.59	1.64	1.56	1.66	1.76	1.83
12/12/2019 3:00	1.58	1.58	1.63	1.56	1.64	1.76	1.82
12/12/2019 3:15	1.58	1.58	1.65	1.56	1.64	1.78	1.82
12/12/2019 3:30	1.58	1.58	1.68	1.56	1.64	1.77	1.82
12/12/2019 3:45	1.59	1.58	1.63	1.56	1.64	1.75	1.81
12/12/2019 4:00	1.58	1.57	1.62	1.57	1.65	1.73	1.81
12/12/2019 4:15	1.58	1.57	1.63	1.57	1.66	1.74	1.81



Date Time	K-Plant						
	K-Plant Intake #1 °C	K-Plant Intake #2 °C	EMD Plant Intake °C	Cat Plant Intake °C	K-Plant Discharge °C	EMD Plant Discharge °C	Cat Plant Discharge °C
12/12/2019 4:30	1.58	1.57	1.66	1.57	1.66	1.76	1.81
12/12/2019 4:45	1.58	1.57	1.66	1.56	1.66	1.75	1.82
12/12/2019 5:00	1.57	1.56	1.63	1.56	1.66	1.74	1.81
12/12/2019 5:15	1.58	1.56	1.63	1.57	1.65	1.73	1.82
12/12/2019 5:30	1.58	1.56	1.63	1.56	1.65	1.74	1.82
12/12/2019 5:45	1.57	1.56	1.63	1.57	1.64	1.74	1.81
12/12/2019 6:00	1.57	1.56	1.64	1.57	1.64	1.75	1.82
12/12/2019 6:15	1.57	1.56	1.63	1.57	1.64	1.74	1.82
12/12/2019 6:30	1.57	1.56	1.65	1.58	1.65	1.75	1.82
12/12/2019 6:45	1.58	1.56	1.64	1.57	1.65	1.74	1.81
12/12/2019 7:00	1.57	1.55	1.65	1.56	1.65	2.93	1.81
12/12/2019 7:15	1.57	1.55	1.65	1.56	1.65	5.19	1.82
12/12/2019 7:30	1.57	1.56	1.64	1.55	1.65	5.6	1.83
12/12/2019 7:45	1.57	1.56	1.64	1.54	1.65	5.6	1.84
12/12/2019 8:00	1.57	1.56	1.63	1.54	1.65	7.93	1.83
12/12/2019 8:15	1.58	1.56	1.62	1.53	1.65	9.43	1.84
12/12/2019 8:30	1.58	1.56	1.61	1.52	1.64	9.77	2.13
12/12/2019 8:45	1.57	1.56	1.61	1.53	1.65	9.75	3.08
12/12/2019 9:00	1.56	1.57	1.6	1.52	1.65	9.87	4.94
12/12/2019 9:15	1.56	1.57	1.6	1.52	1.66	12.29	1.81
12/12/2019 9:30	1.57	1.58	1.61	1.53	1.67	14.06	1.83
12/12/2019 9:45	1.57	1.59	1.62	1.52	1.67	14.22	1.84
12/12/2019 10:00	1.58	1.58	1.63	1.53	1.68	15.16	2.61
12/12/2019 10:15	1.57	1.57	1.63	1.54	1.68	17.52	4.45
12/12/2019 10:30	1.57	1.57	1.63	1.52	1.68	16.78	4.25
12/12/2019 10:45	1.57	1.57	1.67	1.55	1.68	13.48	3.41
12/12/2019 11:00	1.57	1.57	1.64	1.51	1.67	13.27	3.38
12/12/2019 11:15	1.57	1.57	1.63	1.5	1.67	13.17	3.37
12/12/2019 11:30	1.59	1.57	1.6	1.51	1.67	16.54	3.33
12/12/2019 11:45	1.58	1.57	1.65	1.48	1.67	16.67	3.34
12/12/2019 12:00	1.58	1.57	1.62	1.49	1.65	16.79	3.56
12/12/2019 12:15	1.58	1.57	1.66	1.5	1.66	15.63	3.34
12/12/2019 12:30	1.58	1.58	1.68	1.51	1.65	14.86	1.89
12/12/2019 12:45	1.59	1.58	1.66	1.52	1.64	10.44	1.77
12/12/2019 13:00	1.59	1.58	1.66	1.52	1.63	9.52	1.82
12/12/2019 13:15	1.6	1.58	1.69	1.53	1.63	9.58	1.83
12/12/2019 13:30	1.6	1.58	1.66	1.52	1.65	9.51	1.84
12/12/2019 13:45	1.6	1.58	1.66	1.53	1.66	9.67	1.84
12/12/2019 14:00	1.6	1.58	1.66	1.54	1.66	9.6	1.85
12/12/2019 14:15	1.6	1.59	1.65	1.56	1.66	9.6	1.86
12/12/2019 14:30	1.6	1.59	1.66	1.56	1.66	9.61	1.87
12/12/2019 14:45	1.6	1.59	1.66	1.57	1.66	9.72	1.88
12/12/2019 15:00	1.6	1.59	1.68	1.58	1.65	9.63	1.88
12/12/2019 15:15	1.6	1.59	1.68	1.57	1.64	9.53	1.89

Date Time	K-Plant						
	K-Plant Intake #1 °C	K-Plant Intake #2 °C	EMD Plant Intake °C	Cat Plant Intake °C	K-Plant Discharge °C	EMD Plant Discharge °C	Cat Plant Discharge °C
12/12/2019 15:30	1.6	1.6	1.68	1.56	1.64	9.54	1.88
12/12/2019 15:45	1.6	1.59	1.68	1.57	1.65	9.81	1.87
12/12/2019 16:00	1.6	1.59	1.67	1.58	1.65	9.56	1.89
12/12/2019 16:15	1.6	1.59	1.67	1.59	1.65	9.61	1.89
12/12/2019 16:30	1.6	1.59	1.68	1.59	1.65	9.64	1.9
12/12/2019 16:45	1.59	1.59	1.68	1.59	1.65	10.18	1.9
12/12/2019 17:00	1.59	1.59	1.67	1.59	1.66	10.28	1.9
12/12/2019 17:15	1.59	1.59	1.68	1.58	1.66	10.28	1.9
12/12/2019 17:30	1.59	1.59	1.67	1.58	1.65	10.33	1.9
12/12/2019 17:45	1.59	1.59	1.67	1.58	1.64	10.34	1.9
12/12/2019 18:00	1.58	1.59	1.67	1.6	1.63	10.28	1.9
12/12/2019 18:15	1.59	1.59	1.66	1.58	1.62	10.31	1.9
12/12/2019 18:30	1.59	1.59	1.65	1.57	1.62	10.33	1.9
12/12/2019 18:45	1.59	1.59	1.65	1.57	1.62	10.24	1.9
12/12/2019 19:00	1.59	1.59	1.65	1.57	1.62	10.28	1.89
12/12/2019 19:15	1.59	1.59	1.64	1.55	1.62	10.36	1.89
12/12/2019 19:30	1.59	1.59	1.64	1.52	1.64	10.25	1.88
12/12/2019 19:45	1.6	1.6	1.64	1.54	1.66	10.26	1.87
12/12/2019 20:00	1.59	1.6	1.64	1.56	1.65	10.23	1.87
12/12/2019 20:15	1.59	1.6	1.64	1.56	1.67	10.23	1.87
12/12/2019 20:30	1.59	1.6	1.65	1.55	1.67	10.25	1.87
12/12/2019 20:45	1.59	1.6	1.64	1.56	1.67	10.27	1.87
12/12/2019 21:00	1.6	1.6	1.63	1.56	1.67	10.25	1.87
12/12/2019 21:15	1.6	1.6	1.62	1.54	1.66	10.28	1.87
12/12/2019 21:30	1.6	1.6	1.63	1.56	1.67	10.22	1.87
12/12/2019 21:45	1.6	1.6	1.63	1.55	1.67	10.22	1.87
12/12/2019 22:00	1.6	1.6	1.63	1.54	1.67	10.22	1.86
12/12/2019 22:15	1.6	1.6	1.63	1.55	1.67	10.28	1.86
12/12/2019 22:30	1.6	1.6	1.64	1.55	1.66	9.75	1.86
12/12/2019 22:45	1.6	1.6	1.64	1.54	1.66	8.53	1.86
12/12/2019 23:00	1.6	1.6	1.63	1.55	1.65	8.06	1.86
12/12/2019 23:15	1.6	1.6	1.63	1.56	1.66	7.79	1.86
12/12/2019 23:30	1.61	1.6	1.68	1.56	1.66	6.13	1.86
12/12/2019 23:45	1.61	1.6	1.67	1.56	1.67	5.85	1.86
12/13/2019 0:00	1.6	1.6	1.7	1.56	1.67	5.89	1.86
12/13/2019 0:15	1.6	1.6	1.66	1.55	1.66	5.87	1.86
12/13/2019 0:30	1.6	1.6	1.65	1.57	1.65	4.72	1.86
12/13/2019 0:45	1.61	1.6	1.67	1.57	1.65	2.86	1.86
12/13/2019 1:00	1.61	1.6	1.67	1.58	1.65	1.86	1.86
12/13/2019 1:15	1.6	1.6	1.69	1.55	1.65	1.77	1.86
12/13/2019 1:30	1.6	1.6	1.63	1.57	1.64	1.76	1.85
12/13/2019 1:45	1.59	1.59	1.64	1.56	1.63	1.76	1.85
12/13/2019 2:00	1.59	1.59	1.65	1.58	1.62	1.76	1.84
12/13/2019 2:15	1.58	1.59	1.64	1.57	1.62	1.76	1.84

Date Time	K-Plant						
	K-Plant Intake #1 °C	K-Plant Intake #2 °C	EMD Plant Intake °C	Cat Plant Intake °C	K-Plant Discharge °C	EMD Plant Discharge °C	Cat Plant Discharge °C
12/13/2019 2:30	1.58	1.59	1.64	1.58	1.63	1.75	1.83
12/13/2019 2:45	1.58	1.59	1.64	1.56	1.63	1.74	1.83
12/13/2019 3:00	1.58	1.59	1.64	1.56	1.62	1.75	1.83
12/13/2019 3:15	1.58	1.59	1.63	1.57	1.63	1.75	1.82
12/13/2019 3:30	1.59	1.58	1.65	1.57	1.63	1.74	1.82
12/13/2019 3:45	1.59	1.58	1.66	1.57	1.64	1.75	1.82
12/13/2019 4:00	1.58	1.58	1.63	1.56	1.64	1.72	1.83
12/13/2019 4:15	1.58	1.58	1.64	1.55	1.64	1.74	1.81
12/13/2019 4:30	1.57	1.58	1.64	1.53	1.63	1.74	1.81
12/13/2019 4:45	1.58	1.58	1.68	1.53	1.63	1.77	1.8
12/13/2019 5:00	1.58	1.58	1.67	1.54	1.63	1.77	1.8
12/13/2019 5:15	1.57	1.58	1.67	1.52	1.63	1.77	1.8
12/13/2019 5:30	1.57	1.58	1.65	1.54	1.63	1.76	1.8
12/13/2019 5:45	1.57	1.59	1.64	1.55	1.63	1.75	1.8
12/13/2019 6:00	1.58	1.59	1.64	1.54	1.64	1.74	1.8
12/13/2019 6:15	1.58	1.6	1.64	1.55	1.64	1.74	1.79
12/13/2019 6:30	1.58	1.6	1.64	1.52	1.64	1.75	1.8
12/13/2019 6:45	1.57	1.61	1.65	1.52	1.64	2.11	1.79
12/13/2019 7:00	1.55	1.61	1.66	1.52	1.65	3.23	1.79
12/13/2019 7:15	1.54	1.6	1.66	1.54	1.65	5.1	1.8
12/13/2019 7:30	1.54	1.59	1.64	1.52	1.65	5.15	1.81
12/13/2019 7:45	1.55	1.58	1.63	1.52	1.66	7.35	1.81
12/13/2019 8:00	1.55	1.58	1.64	1.52	1.65	7.62	1.81
12/13/2019 8:15	1.55	1.58	1.63	1.51	1.65	8.68	1.82
12/13/2019 8:30	1.56	1.58	1.62	1.52	1.65	9.68	1.83
12/13/2019 8:45	1.56	1.58	1.62	1.52	1.65	9.73	1.8
12/13/2019 9:00	1.56	1.59	1.62	1.52	1.65	9.76	1.8
12/13/2019 9:15	1.56	1.59	1.61	1.51	1.65	9.79	1.81
12/13/2019 9:30	1.58	1.59	1.61	1.47	1.66	9.83	1.82
12/13/2019 9:45	1.58	1.6	1.61	1.48	1.66	9.86	1.82
12/13/2019 10:00	1.58	1.59	1.62	1.49	1.68	9.96	1.81
12/13/2019 10:15	1.58	1.58	1.62	1.51	1.68	9.9	1.82
12/13/2019 10:30	1.57	1.58	1.62	1.49	1.68	9.93	1.82
12/13/2019 10:45	1.58	1.57	1.62	1.52	1.68	9.93	1.82
12/13/2019 11:00	1.58	1.57	1.62	1.51	1.67	9.93	1.83
12/13/2019 11:15	1.58	1.57	1.62	1.51	1.68	9.97	1.83
12/13/2019 11:30	1.58	1.57	1.63	1.51	1.68	9.95	1.84
12/13/2019 11:45	1.58	1.57	1.62	1.54	1.68	9.99	1.84
12/13/2019 12:00	1.58	1.58	1.62	1.56	1.67	9.97	1.85
12/13/2019 12:15	1.58	1.58	1.63	1.54	1.66	9.94	1.85
12/13/2019 12:30	1.59	1.58	1.62	1.53	1.66	9.98	1.85
12/13/2019 12:45	1.58	1.58	1.63	1.52	1.65	9.98	1.85
12/13/2019 13:00	1.59	1.58	1.62	1.54	1.65	10	1.85
12/13/2019 13:15	1.59	1.58	1.61	1.54	1.65	9.99	1.85

Date Time	K-Plant						
	K-Plant Intake #1 °C	K-Plant Intake #2 °C	EMD Plant Intake °C	Cat Plant Intake °C	K-Plant Discharge °C	EMD Plant Discharge °C	Cat Plant Discharge °C
12/13/2019 13:30	1.59	1.58	1.61	1.55	1.63	10.01	1.85
12/13/2019 13:45	1.59	1.58	1.64	1.56	1.63	10.01	1.86
12/13/2019 14:00	1.6	1.58	1.65	1.55	1.63	10.12	1.87
12/13/2019 14:15	1.59	1.58	1.67	1.57	1.64	10.1	1.85
12/13/2019 14:30	1.59	1.58	1.67	1.57	1.65	10.1	1.87
12/13/2019 14:45	1.59	1.59	1.68	1.57	1.66	10.08	1.88
12/13/2019 15:00	1.59	1.59	1.69	1.58	1.65	10.14	1.88
12/13/2019 15:15	1.59	1.59	1.67	1.55	1.65	10.1	1.87
12/13/2019 15:30	1.59	1.59	1.65	1.56	1.64	12.17	1.88
12/13/2019 15:45	1.59	1.59	1.67	1.57	1.64	10.62	1.88
12/13/2019 16:00	1.59	1.59	1.66	1.57	1.65	9.78	1.88
12/13/2019 16:15	1.59	1.6	1.66	1.57	1.64	9.79	1.89
12/13/2019 16:30	1.59	1.59	1.65	1.57	1.64	9.79	1.89
12/13/2019 16:45	1.59	1.59	1.64	1.58	1.64	9.81	1.87
12/13/2019 17:00	1.58	1.6	1.65	1.57	1.64	9.79	1.87
12/13/2019 17:15	1.58	1.6	1.65	1.58	1.64	9.82	1.88
12/13/2019 17:30	1.59	1.59	1.65	1.57	1.64	9.88	1.88
12/13/2019 17:45	1.58	1.59	1.66	1.57	1.65	10.09	1.88
12/13/2019 18:00	1.59	1.59	1.66	1.57	1.65	10.21	1.88
12/13/2019 18:15	1.59	1.59	1.64	1.57	1.65	9.84	1.88
12/13/2019 18:30	1.59	1.59	1.64	1.57	1.65	9.79	1.88
12/13/2019 18:45	1.59	1.59	1.63	1.56	1.66	9.79	1.89
12/13/2019 19:00	1.59	1.59	1.61	1.57	1.67	9.71	1.88
12/13/2019 19:15	1.59	1.59	1.66	1.56	1.67	9.76	1.88
12/13/2019 19:30	1.59	1.59	1.63	1.55	1.66	9.73	1.88
12/13/2019 19:45	1.58	1.59	1.63	1.56	1.65	9.76	1.87
12/13/2019 20:00	1.58	1.59	1.63	1.57	1.66	9.78	1.88
12/13/2019 20:15	1.59	1.59	1.63	1.57	1.66	9.72	1.88
12/13/2019 20:30	1.59	1.59	1.66	1.56	1.66	9.75	1.88
12/13/2019 20:45	1.59	1.59	1.65	1.57	1.67	9.69	1.88
12/13/2019 21:00	1.59	1.59	1.65	1.57	1.67	9.7	1.89
12/13/2019 21:15	1.59	1.59	1.66	1.56	1.67	7.98	1.89
12/13/2019 21:30	1.59	1.59	1.63	1.56	1.67	6.36	1.88
12/13/2019 21:45	1.6	1.59	1.63	1.56	1.67	6.02	1.88
12/13/2019 22:00	1.6	1.59	1.65	1.56	1.67	5.99	1.88
12/13/2019 22:15	1.6	1.6	1.63	1.55	1.68	5.94	1.87
12/13/2019 22:30	1.6	1.6	1.62	1.55	1.68	5.97	1.87
12/13/2019 22:45	1.61	1.6	1.63	1.56	1.69	5.99	1.87
12/13/2019 23:00	1.6	1.6	1.65	1.56	1.68	6.01	1.87
12/13/2019 23:15	1.6	1.6	1.66	1.56	1.69	5.99	1.87
12/13/2019 23:30	1.6	1.6	1.65	1.56	1.68	6.02	1.88
12/13/2019 23:45	1.6	1.6	1.66	1.55	1.68	6	1.87
12/14/2019 0:00	1.6	1.6	1.65	1.57	1.67	6.02	1.88
12/14/2019 0:15	1.6	1.6	1.66	1.57	1.68	4.35	1.88

Date Time	K-Plant						
	K-Plant Intake #1 °C	K-Plant Intake #2 °C	EMD Plant Intake °C	Cat Plant Intake °C	K-Plant Discharge °C	EMD Plant Discharge °C	Cat Plant Discharge °C
12/14/2019 0:30	1.6	1.6	1.67	1.56	1.67	2.08	1.88
12/14/2019 0:45	1.6	1.6	1.69	1.57	1.68	1.82	1.87
12/14/2019 1:00	1.6	1.6	1.66	1.58	1.67	1.8	1.87
12/14/2019 1:15	1.6	1.6	1.67	1.56	1.68	1.79	1.86
12/14/2019 1:30	1.6	1.6	1.64	1.58	1.69	1.76	1.86
12/14/2019 1:45	1.6	1.6	1.63	1.57	1.69	1.76	1.85
12/14/2019 2:00	1.59	1.59	1.64	1.57	1.69	1.77	1.85
12/14/2019 2:15	1.59	1.59	1.63	1.55	1.69	1.77	1.84
12/14/2019 2:30	1.6	1.58	1.66	1.58	1.69	1.77	1.84
12/14/2019 2:45	1.58	1.58	1.68	1.54	1.67	1.78	1.84
12/14/2019 3:00	1.57	1.58	1.68	1.55	1.66	1.79	1.84
12/14/2019 3:15	1.58	1.58	1.66	1.6	1.65	1.79	1.84
12/14/2019 3:30	1.56	1.58	1.69	1.55	1.66	1.79	1.84
12/14/2019 3:45	1.58	1.58	1.68	1.6	1.65	1.79	1.84
12/14/2019 4:00	1.55	1.58	1.67	1.59	1.65	1.79	1.85
12/14/2019 4:15	1.55	1.58	1.67	1.58	1.65	1.78	1.84
12/14/2019 4:30	1.55	1.58	1.68	1.59	1.65	1.78	1.84
12/14/2019 4:45	1.56	1.58	1.68	1.59	1.64	1.77	1.84
12/14/2019 5:00	1.57	1.58	1.67	1.59	1.64	1.77	1.84
12/14/2019 5:15	1.57	1.58	1.66	1.59	1.65	1.76	1.84
12/14/2019 5:30	1.56	1.58	1.65	1.59	1.65	1.76	1.85
12/14/2019 5:45	1.56	1.58	1.66	1.59	1.65	1.76	1.85
12/14/2019 6:00	1.56	1.58	1.64	1.58	1.64	1.75	1.85
12/14/2019 6:15	1.56	1.58	1.65	1.59	1.65	1.75	1.85
12/14/2019 6:30	1.56	1.58	1.64	1.58	1.65	1.74	1.84
12/14/2019 6:45	1.57	1.57	1.64	1.58	1.65	1.74	1.84
12/14/2019 7:00	1.56	1.58	1.63	1.57	1.65	1.74	1.83
12/14/2019 7:15	1.55	1.58	1.64	1.57	1.65	1.74	1.83
12/14/2019 7:30	1.55	1.58	1.64	1.57	1.65	1.73	1.83
12/14/2019 7:45	1.55	1.59	1.63	1.57	1.65	1.73	1.82
12/14/2019 8:00	1.56	1.58	1.63	1.57	1.65	1.9	1.83
12/14/2019 8:15	1.55	1.57	1.64	1.57	1.66	3.54	1.82
12/14/2019 8:30	1.55	1.56	1.63	1.57	1.65	4.68	1.83
12/14/2019 8:45	1.55	1.56	1.63	1.56	1.66	5.15	1.85
12/14/2019 9:00	1.55	1.54	1.62	1.53	1.66	5.23	1.85
12/14/2019 9:15	1.54	1.54	1.61	1.54	1.66	5.26	1.85
12/14/2019 9:30	1.54	1.54	1.61	1.52	1.65	5.06	1.84
12/14/2019 9:45	1.54	1.54	1.6	1.52	1.65	8.6	1.83
12/14/2019 10:00	1.54	1.55	1.6	1.51	1.65	9.01	1.83
12/14/2019 10:15	1.54	1.55	1.6	1.51	1.65	9.11	1.83
12/14/2019 10:30	1.55	1.55	1.6	1.49	1.65	9.2	1.84
12/14/2019 10:45	1.55	1.55	1.62	1.48	1.66	9.1	1.8
12/14/2019 11:00	1.54	1.56	1.63	1.52	1.66	9.16	1.8
12/14/2019 11:15	1.55	1.56	1.63	1.52	1.66	9.13	1.82

Date Time	K-Plant						
	K-Plant Intake #1 °C	K-Plant Intake #2 °C	EMD Plant Intake °C	Cat Plant Intake °C	K-Plant Discharge °C	EMD Plant Discharge °C	Cat Plant Discharge °C
12/14/2019 11:30	1.55	1.56	1.62	1.55	1.66	9.15	1.83
12/14/2019 11:45	1.56	1.56	1.62	1.53	1.66	9.16	1.85
12/14/2019 12:00	1.56	1.56	1.66	1.54	1.67	9.26	1.85
12/14/2019 12:15	1.56	1.56	1.63	1.55	1.67	9.22	1.85
12/14/2019 12:30	1.56	1.56	1.62	1.54	1.67	9.14	1.86
12/14/2019 12:45	1.57	1.56	1.61	1.54	1.68	9.22	1.86
12/14/2019 13:00	1.56	1.56	1.63	1.55	1.68	9.25	1.86
12/14/2019 13:15	1.56	1.56	1.64	1.55	1.67	9.31	1.85
12/14/2019 13:30	1.56	1.56	1.63	1.55	1.67	9.24	1.86
12/14/2019 13:45	1.56	1.56	1.64	1.53	1.67	9.24	1.86
12/14/2019 14:00	1.56	1.56	1.64	1.55	1.67	9.31	1.87
12/14/2019 14:15	1.56	1.56	1.63	1.56	1.66	9.27	1.87
12/14/2019 14:30	1.56	1.56	1.62	1.57	1.65	9.24	1.88
12/14/2019 14:45	1.57	1.57	1.62	1.54	1.63	9.23	1.88
12/14/2019 15:00	1.56	1.56	1.63	1.56	1.64	9.25	1.87
12/14/2019 15:15	1.57	1.56	1.64	1.55	1.64	9.29	1.87
12/14/2019 15:30	1.56	1.57	1.63	1.54	1.64	9.34	1.87
12/14/2019 15:45	1.56	1.57	1.63	1.56	1.64	9.36	1.87
12/14/2019 16:00	1.56	1.57	1.65	1.57	1.64	9.24	1.88
12/14/2019 16:15	1.56	1.57	1.64	1.59	1.64	9.32	1.87
12/14/2019 16:30	1.57	1.57	1.66	1.57	1.64	9.39	1.88
12/14/2019 16:45	1.57	1.57	1.65	1.57	1.64	9.3	1.88
12/14/2019 17:00	1.57	1.57	1.67	1.54	1.64	9.34	1.88
12/14/2019 17:15	1.57	1.57	1.66	1.55	1.65	9.08	1.87
12/14/2019 17:30	1.57	1.57	1.67	1.57	1.65	9.35	1.88
12/14/2019 17:45	1.57	1.57	1.65	1.58	1.65	9.32	1.88
12/14/2019 18:00	1.56	1.57	1.65	1.57	1.65	9.32	1.88
12/14/2019 18:15	1.56	1.56	1.63	1.57	1.64	9.31	1.88
12/14/2019 18:30	1.56	1.56	1.66	1.57	1.63	9.5	1.88
12/14/2019 18:45	1.56	1.56	1.65	1.56	1.63	9.44	1.88
12/14/2019 19:00	1.57	1.56	1.64	1.56	1.63	9.45	1.88
12/14/2019 19:15	1.57	1.56	1.64	1.56	1.64	9.51	1.88
12/14/2019 19:30	1.57	1.56	1.63	1.55	1.65	9.45	1.87
12/14/2019 19:45	1.57	1.56	1.64	1.55	1.65	10.02	1.87
12/14/2019 20:00	1.57	1.56	1.64	1.55	1.65	10.27	1.87
12/14/2019 20:15	1.57	1.56	1.64	1.56	1.66	10.29	1.87
12/14/2019 20:30	1.57	1.56	1.64	1.56	1.65	10.26	1.87
12/14/2019 20:45	1.57	1.56	1.64	1.56	1.66	10.27	1.87
12/14/2019 21:00	1.57	1.57	1.65	1.56	1.66	10.4	1.87
12/14/2019 21:15	1.57	1.57	1.68	1.56	1.66	10.31	1.87
12/14/2019 21:30	1.57	1.57	1.67	1.56	1.67	8.4	1.87
12/14/2019 21:45	1.57	1.58	1.68	1.56	1.67	6.26	1.87
12/14/2019 22:00	1.58	1.58	1.67	1.56	1.66	5.96	1.87
12/14/2019 22:15	1.59	1.58	1.66	1.54	1.66	5.94	1.87

Date Time	K-Plant						
	K-Plant Intake #1 °C	K-Plant Intake #2 °C	EMD Plant Intake °C	Cat Plant Intake °C	K-Plant Discharge °C	EMD Plant Discharge °C	Cat Plant Discharge °C
12/14/2019 22:30	1.58	1.58	1.64	1.56	1.66	5.93	1.86
12/14/2019 22:45	1.59	1.58	1.64	1.55	1.66	5.94	1.86
12/14/2019 23:00	1.6	1.59	1.65	1.56	1.66	5.9	1.86
12/14/2019 23:15	1.6	1.6	1.64	1.56	1.66	5.95	1.86
12/14/2019 23:30	1.6	1.59	1.65	1.56	1.66	5.89	1.86
12/14/2019 23:45	1.6	1.59	1.64	1.57	1.67	5.91	1.86
12/15/2019 0:00	1.6	1.59	1.64	1.57	1.67	5.23	1.87
12/15/2019 0:15	1.6	1.6	1.66	1.56	1.67	2.63	1.87
12/15/2019 0:30	1.61	1.6	1.66	1.57	1.67	1.82	1.87
12/15/2019 0:45	1.61	1.61	1.65	1.57	1.68	1.77	1.86
12/15/2019 1:00	1.6	1.61	1.68	1.56	1.69	1.78	1.86
12/15/2019 1:15	1.62	1.61	1.65	1.57	1.69	1.77	1.85
12/15/2019 1:30	1.61	1.61	1.67	1.58	1.7	1.78	1.84
12/15/2019 1:45	1.62	1.61	1.67	1.57	1.7	1.79	1.84
12/15/2019 2:00	1.61	1.6	1.67	1.58	1.7	1.78	1.84
12/15/2019 2:15	1.62	1.6	1.69	1.57	1.69	1.8	1.84
12/15/2019 2:30	1.61	1.6	1.69	1.58	1.69	1.8	1.84
12/15/2019 2:45	1.61	1.6	1.69	1.58	1.68	1.8	1.84
12/15/2019 3:00	1.61	1.6	1.69	1.58	1.67	1.79	1.84
12/15/2019 3:15	1.61	1.6	1.7	1.59	1.67	1.79	1.84
12/15/2019 3:30	1.61	1.6	1.7	1.57	1.66	1.78	1.85
12/15/2019 3:45	1.6	1.6	1.68	1.58	1.66	1.78	1.84
12/15/2019 4:00	1.6	1.6	1.7	1.58	1.67	1.79	1.84
12/15/2019 4:15	1.6	1.6	1.69	1.59	1.67	1.79	1.84
12/15/2019 4:30	1.6	1.6	1.66	1.59	1.67	1.77	1.84
12/15/2019 4:45	1.6	1.6	1.67	1.6	1.67	1.76	1.85
12/15/2019 5:00	1.6	1.61	1.69	1.6	1.68	1.77	1.85
12/15/2019 5:15	1.6	1.61	1.67	1.59	1.68	1.76	1.85
12/15/2019 5:30	1.6	1.61	1.66	1.58	1.68	1.76	1.84
12/15/2019 5:45	1.6	1.6	1.66	1.57	1.67	1.75	1.84
12/15/2019 6:00	1.6	1.58	1.65	1.54	1.68	1.75	1.84
12/15/2019 6:15	1.61	1.58	1.66	1.54	1.68	1.75	1.83
12/15/2019 6:30	1.6	1.58	1.66	1.53	1.67	1.75	1.81
12/15/2019 6:45	1.59	1.6	1.66	1.53	1.67	1.75	1.8
12/15/2019 7:00	1.61	1.61	1.65	1.54	1.67	1.74	1.8
12/15/2019 7:15	1.6	1.6	1.63	1.54	1.67	1.73	1.81
12/15/2019 7:30	1.59	1.58	1.62	1.57	1.66	1.72	1.81
12/15/2019 7:45	1.57	1.58	1.62	1.55	1.66	1.71	1.82
12/15/2019 8:00	1.58	1.58	1.62	1.56	1.66	1.72	1.82
12/15/2019 8:15	1.58	1.59	1.62	1.55	1.66	4.48	1.82
12/15/2019 8:30	1.58	1.57	1.62	1.56	1.66	5.12	1.83
12/15/2019 8:45	1.57	1.56	1.62	1.54	1.66	5.21	1.85
12/15/2019 9:00	1.56	1.56	1.61	1.54	1.66	5.26	1.85
12/15/2019 9:15	1.56	1.56	1.61	1.54	1.66	5.27	1.85

Date Time	K-Plant						
	K-Plant Intake #1 °C	K-Plant Intake #2 °C	EMD Plant Intake °C	Cat Plant Intake °C	K-Plant Discharge °C	EMD Plant Discharge °C	Cat Plant Discharge °C
12/15/2019 9:30	1.56	1.56	1.61	1.55	1.66	5.27	1.85
12/15/2019 9:45	1.56	1.57	1.61	1.52	1.65	5.28	1.85
12/15/2019 10:00	1.56	1.57	1.61	1.5	1.66	5.24	1.82
12/15/2019 10:15	1.55	1.57	1.6	1.51	1.66	6.66	1.81
12/15/2019 10:30	1.56	1.57	1.6	1.5	1.66	7.79	1.82
12/15/2019 10:45	1.56	1.57	1.59	1.48	1.67	9	1.82
12/15/2019 11:00	1.58	1.57	1.6	1.48	1.67	9.15	1.81
12/15/2019 11:15	1.57	1.57	1.62	1.5	1.67	9.2	1.83
12/15/2019 11:30	1.57	1.57	1.59	1.51	1.67	9.23	1.83
12/15/2019 11:45	1.57	1.57	1.62	1.51	1.66	9.21	1.83
12/15/2019 12:00	1.57	1.57	1.66	1.49	1.66	9.27	1.83
12/15/2019 12:15	1.57	1.57	1.64	1.48	1.66	9.28	1.83
12/15/2019 12:30	1.57	1.57	1.64	1.55	1.66	9.29	1.84
12/15/2019 12:45	1.56	1.57	1.65	1.54	1.66	9.29	1.86
12/15/2019 13:00	1.56	1.56	1.64	1.56	1.66	9.37	1.86
12/15/2019 13:15	1.56	1.57	1.64	1.53	1.65	9.3	1.87
12/15/2019 13:30	1.56	1.57	1.63	1.53	1.65	9.33	1.87
12/15/2019 13:45	1.57	1.57	1.62	1.54	1.65	9.21	1.87
12/15/2019 14:00	1.57	1.57	1.62	1.55	1.66	9.27	1.87
12/15/2019 14:15	1.57	1.57	1.6	1.51	1.65	9.3	1.87
12/15/2019 14:30	1.58	1.57	1.62	1.55	1.65	9.36	1.86
12/15/2019 14:45	1.58	1.57	1.63	1.55	1.66	9.26	1.86
12/15/2019 15:00	1.57	1.57	1.64	1.54	1.66	9.26	1.87
12/15/2019 15:15	1.57	1.57	1.65	1.56	1.66	9.31	1.88
12/15/2019 15:30	1.58	1.57	1.66	1.57	1.66	9.32	1.88
12/15/2019 15:45	1.58	1.57	1.68	1.56	1.65	9.34	1.89
12/15/2019 16:00	1.58	1.58	1.67	1.59	1.66	9.36	1.9
12/15/2019 16:15	1.58	1.58	1.7	1.56	1.66	9.3	1.9
12/15/2019 16:30	1.58	1.58	1.7	1.56	1.65	9.33	1.9
12/15/2019 16:45	1.58	1.58	1.66	1.54	1.64	9.27	1.89
12/15/2019 17:00	1.58	1.58	1.64	1.53	1.64	9.25	1.89
12/15/2019 17:15	1.58	1.58	1.65	1.56	1.65	9.27	1.88
12/15/2019 17:30	1.58	1.58	1.65	1.57	1.65	9.27	1.89
12/15/2019 17:45	1.58	1.58	1.65	1.57	1.65	9.28	1.89
12/15/2019 18:00	1.58	1.58	1.65	1.58	1.65	9.24	1.89
12/15/2019 18:15	1.58	1.58	1.65	1.58	1.65	8.98	1.89
12/15/2019 18:30	1.58	1.58	1.65	1.59	1.66	9.17	1.89
12/15/2019 18:45	1.58	1.58	1.65	1.58	1.66	10.04	1.9
12/15/2019 19:00	1.58	1.58	1.64	1.58	1.65	10.08	1.9
12/15/2019 19:15	1.58	1.58	1.66	1.57	1.65	8.7	1.9
12/15/2019 19:30	1.58	1.58	1.66	1.58	1.65	8.51	1.9
12/15/2019 19:45	1.59	1.58	1.68	1.57	1.65	10.11	1.9
12/15/2019 20:00	1.59	1.58	1.67	1.56	1.65	9.94	1.9
12/15/2019 20:15	1.59	1.58	1.62	1.56	1.65	10.16	1.89



Date Time	K-Plant						
	K-Plant Intake #1 °C	K-Plant Intake #2 °C	EMD Plant Intake °C	Cat Plant Intake °C	K-Plant Discharge °C	EMD Plant Discharge °C	Cat Plant Discharge °C
12/15/2019 20:30	1.59	1.58	1.65	1.56	1.66	10.15	1.89
12/15/2019 20:45	1.59	1.58	1.63	1.55	1.66	10.21	1.89
12/15/2019 21:00	1.59	1.58	1.63	1.55	1.68	10.2	1.88
12/15/2019 21:15	1.59	1.58	1.62	1.55	1.68	10.26	1.88
12/15/2019 21:30	1.6	1.59	1.62	1.55	1.68	10.1	1.88
12/15/2019 21:45	1.6	1.59	1.63	1.55	1.67	10.17	1.87
12/15/2019 22:00	1.6	1.59	1.64	1.55	1.68	10.18	1.87
12/15/2019 22:15	1.6	1.59	1.64	1.55	1.69	10.17	1.87
12/15/2019 22:30	1.6	1.6	1.68	1.54	1.68	10.19	1.87
12/15/2019 22:45	1.61	1.59	1.67	1.55	1.69	8.61	1.87
12/15/2019 23:00	1.61	1.59	1.65	1.55	1.69	6.39	1.87
12/15/2019 23:15	1.61	1.59	1.67	1.56	1.68	6.05	1.87
12/15/2019 23:30	1.61	1.6	1.64	1.55	1.69	6.04	1.87
12/15/2019 23:45	1.61	1.6	1.65	1.57	1.69	6.03	1.87
12/16/2019 0:00	1.61	1.6	1.67	1.56	1.69	6.04	1.88
12/16/2019 0:15	1.61	1.6	1.65	1.57	1.69	5.9	1.88
12/16/2019 0:30	1.62	1.6	1.67	1.57	1.68	3.5	1.88
12/16/2019 0:45	1.62	1.61	1.65	1.56	1.68	1.94	1.88
12/16/2019 1:00	1.61	1.61	1.63	1.56	1.68	1.78	1.87
12/16/2019 1:15	1.61	1.61	1.65	1.54	1.67	1.77	1.86
12/16/2019 1:30	1.61	1.61	1.66	1.56	1.67	1.78	1.85
12/16/2019 1:45	1.61	1.61	1.66	1.56	1.68	1.77	1.85
12/16/2019 2:00	1.61	1.61	1.67	1.54	1.68	1.77	1.84
12/16/2019 2:15	1.6	1.6	1.65	1.58	1.68	1.76	1.84
12/16/2019 2:30	1.6	1.6	1.63	1.58	1.67	1.76	1.83
12/16/2019 2:45	1.6	1.6	1.65	1.58	1.65	1.76	1.83
12/16/2019 3:00	1.6	1.6	1.64	1.58	1.66	1.76	1.83
12/16/2019 3:15	1.6	1.6	1.66	1.57	1.66	1.77	1.83
12/16/2019 3:30	1.6	1.6	1.65	1.56	1.67	1.77	1.83
12/16/2019 3:45	1.59	1.6	1.65	1.58	1.67	1.76	1.83
12/16/2019 4:00	1.58	1.61	1.64	1.56	1.67	1.75	1.83
12/16/2019 4:15	1.57	1.6	1.64	1.55	1.67	1.75	1.83
12/16/2019 4:30	1.57	1.59	1.65	1.58	1.67	1.75	1.83
12/16/2019 4:45	1.57	1.6	1.64	1.56	1.67	1.74	1.83
12/16/2019 5:00	1.58	1.6	1.65	1.57	1.67	1.76	1.83
12/16/2019 5:15	1.57	1.61	1.67	1.59	1.66	1.77	1.83
12/16/2019 5:30	1.58	1.61	1.68	1.58	1.66	1.77	1.83
12/16/2019 5:45	1.59	1.61	1.66	1.56	1.66	1.76	1.83
12/16/2019 6:00	1.59	1.6	1.65	1.58	1.67	1.75	1.83
12/16/2019 6:15	1.59	1.61	1.66	1.58	1.67	1.75	1.83
12/16/2019 6:30	1.59	1.6	1.66	1.58	1.68	1.75	1.83
12/16/2019 6:45	1.59	1.6	1.64	1.58	1.68	2.1	1.83
12/16/2019 7:00	1.59	1.6	1.65	1.58	1.67	5.48	1.83
12/16/2019 7:15	1.58	1.61	1.65	1.58	1.67	5.53	1.85

Date Time	K-Plant						
	K-Plant Intake #1 °C	K-Plant Intake #2 °C	EMD Plant Intake °C	Cat Plant Intake °C	K-Plant Discharge °C	EMD Plant Discharge °C	Cat Plant Discharge °C
12/16/2019 7:30	1.58	1.61	1.64	1.59	1.67	5.62	1.85
12/16/2019 7:45	1.58	1.61	1.64	1.57	1.67	5.65	1.86
12/16/2019 8:00	1.58	1.6	1.63	1.56	1.67	5.38	1.86
12/16/2019 8:15	1.58	1.6	1.63	1.56	1.66	8.56	1.86
12/16/2019 8:30	1.58	1.6	1.62	1.54	1.66	8.58	1.86
12/16/2019 8:45	1.58	1.6	1.63	1.53	1.66	8.65	1.86
12/16/2019 9:00	1.58	1.59	1.65	1.55	1.66	8.64	1.86
12/16/2019 9:15	1.57	1.59	1.64	1.56	1.66	8.62	1.84
12/16/2019 9:30	1.58	1.61	1.63	1.56	1.66	8.71	1.84
12/16/2019 9:45	1.59	1.61	1.65	1.55	1.67	8.72	1.85
12/16/2019 10:00	1.59	1.6	1.64	1.55	1.67	8.73	1.86
12/16/2019 10:15	1.58	1.59	1.64	1.55	1.68	8.63	1.85
12/16/2019 10:30	1.59	1.59	1.63	1.55	1.68	8.62	1.85
12/16/2019 10:45	1.59	1.59	1.63	1.54	1.69	8.68	1.85
12/16/2019 11:00	1.6	1.59	1.62	1.53	1.68	8.68	1.85
12/16/2019 11:15	1.59	1.59	1.62	1.5	1.69	8.67	1.84
12/16/2019 11:30	1.6	1.59	1.61	1.51	1.68	8.67	1.83
12/16/2019 11:45	1.6	1.59	1.6	1.51	1.67	8.67	1.83
12/16/2019 12:00	1.6	1.59	1.62	1.52	1.66	8.68	1.82
12/16/2019 12:15	1.6	1.59	1.62	1.53	1.66	8.64	1.83
12/16/2019 12:30	1.6	1.59	1.61	1.52	1.67	8.64	1.84
12/16/2019 12:45	1.6	1.59	1.62	1.53	1.67	8.65	1.82
12/16/2019 13:00	1.6	1.6	1.63	1.56	1.68	8.71	1.84
12/16/2019 13:15	1.6	1.6	1.65	1.59	1.68	8.68	1.86
12/16/2019 13:30	1.6	1.6	1.67	1.57	1.69	8.69	1.87
12/16/2019 13:45	1.59	1.6	1.66	1.55	1.69	8.73	1.87
12/16/2019 14:00	1.6	1.6	1.68	1.56	1.7	8.73	1.86
12/16/2019 14:15	1.6	1.6	1.65	1.57	1.69	8.72	1.86
12/16/2019 14:30	1.6	1.6	1.64	1.57	1.68	8.77	1.87
12/16/2019 14:45	1.6	1.6	1.64	1.56	1.68	8.76	1.88
12/16/2019 15:00	1.6	1.6	1.65	1.57	1.68	8.76	1.88
12/16/2019 15:15	1.6	1.6	1.65	1.57	1.68	8.77	1.87
12/16/2019 15:30	1.6	1.6	1.67	1.56	1.68	8.78	1.88
12/16/2019 15:45	1.6	1.6	1.67	1.57	1.67	10.18	1.87
12/16/2019 16:00	1.6	1.6	1.68	1.57	1.66	13.44	1.87
12/16/2019 16:15	1.59	1.6	1.66	1.6	1.65	13.5	1.88
12/16/2019 16:30	1.59	1.6	1.66	1.59	1.64	13.89	1.89
12/16/2019 16:45	1.59	1.59	1.65	1.57	1.64	15.44	1.89
12/16/2019 17:00	1.59	1.59	1.69	1.6	1.64	16.44	1.89
12/16/2019 17:15	1.58	1.59	1.66	1.58	1.65	16.49	1.89
12/16/2019 17:30	1.58	1.59	1.69	1.55	1.64	16.53	1.88
12/16/2019 17:45	1.58	1.59	1.7	1.58	1.63	16.54	1.88
12/16/2019 18:00	1.58	1.59	1.69	1.57	1.62	16.49	1.88
12/16/2019 18:15	1.58	1.59	1.7	1.57	1.63	16.59	1.88

Date Time	K-Plant						
	K-Plant Intake #1 °C	K-Plant Intake #2 °C	EMD Plant Intake °C	Cat Plant Intake °C	K-Plant Discharge °C	EMD Plant Discharge °C	Cat Plant Discharge °C
12/16/2019 18:30	1.59	1.59	1.67	1.55	1.65	16.53	1.88
12/16/2019 18:45	1.6	1.59	1.7	1.56	1.64	16.57	1.88
12/16/2019 19:00	1.6	1.6	1.73	1.59	1.65	16.56	1.88
12/16/2019 19:15	1.6	1.6	1.69	1.58	1.66	16.59	1.89
12/16/2019 19:30	1.6	1.6	1.72	1.58	1.66	16.62	1.88
12/16/2019 19:45	1.62	1.6	1.72	1.58	1.66	16.62	1.89
12/16/2019 20:00	1.63	1.61	1.74	1.59	1.67	14.83	1.89
12/16/2019 20:15	1.63	1.61	1.69	1.58	1.67	11.6	1.89
12/16/2019 20:30	1.64	1.61	1.71	1.57	1.68	10.45	1.89
12/16/2019 20:45	1.64	1.62	1.69	1.57	1.69	10.01	1.89
12/16/2019 21:00	1.64	1.62	1.71	1.58	1.7	10.04	1.89
12/16/2019 21:15	1.64	1.64	1.69	1.57	1.7	10.16	1.89
12/16/2019 21:30	1.65	1.64	1.69	1.57	1.7	10.14	1.89
12/16/2019 21:45	1.65	1.64	1.69	1.57	1.69	10.22	1.89
12/16/2019 22:00	1.66	1.64	1.69	1.57	1.67	10.19	1.89
12/16/2019 22:15	1.65	1.64	1.68	1.57	1.68	10.19	1.89
12/16/2019 22:30	1.65	1.64	1.7	1.57	1.69	10.2	1.89
12/16/2019 22:45	1.65	1.64	1.72	1.57	1.7	10.25	1.89
12/16/2019 23:00	1.65	1.65	1.71	1.58	1.7	8.49	1.89
12/16/2019 23:15	1.65	1.65	1.72	1.59	1.7	6.3	1.9
12/16/2019 23:30	1.65	1.65	1.73	1.6	1.71	5.92	1.91
12/16/2019 23:45	1.65	1.65	1.73	1.6	1.71	5.94	1.91
12/17/2019 0:00	1.65	1.65	1.72	1.61	1.72	5.93	1.91
12/17/2019 0:15	1.65	1.65	1.71	1.62	1.71	2.8	1.91
12/17/2019 0:30	1.65	1.65	1.71	1.63	1.71	1.93	1.91
12/17/2019 0:45	1.64	1.65	1.7	1.63	1.7	1.86	1.91
12/17/2019 1:00	1.65	1.65	1.71	1.63	1.68	1.87	1.91
12/17/2019 1:15	1.64	1.64	1.7	1.63	1.66	1.85	1.9
12/17/2019 1:30	1.64	1.64	1.7	1.62	1.66	1.85	1.9
12/17/2019 1:45	1.63	1.63	1.69	1.6	1.67	1.83	1.89
12/17/2019 2:00	1.62	1.62	1.69	1.6	1.66	1.83	1.88
12/17/2019 2:15	1.6	1.62	1.69	1.58	1.66	1.82	1.87
12/17/2019 2:30	1.6	1.62	1.71	1.6	1.67	1.83	1.87
12/17/2019 2:45	1.6	1.61	1.7	1.61	1.66	1.82	1.86
12/17/2019 3:00	1.61	1.6	1.68	1.57	1.66	1.81	1.86
12/17/2019 3:15	1.6	1.6	1.68	1.57	1.66	1.81	1.85
12/17/2019 3:30	1.59	1.6	1.69	1.61	1.67	1.8	1.85
12/17/2019 3:45	1.6	1.61	1.68	1.6	1.67	1.8	1.86
12/17/2019 4:00	1.6	1.6	1.69	1.61	1.67	1.8	1.86
12/17/2019 4:15	1.6	1.61	1.68	1.61	1.68	1.79	1.86
12/17/2019 4:30	1.61	1.61	1.68	1.6	1.69	1.79	1.86
12/17/2019 4:45	1.6	1.61	1.7	1.6	1.69	1.8	1.86
12/17/2019 5:00	1.59	1.61	1.7	1.61	1.69	1.8	1.86
12/17/2019 5:15	1.6	1.61	1.7	1.6	1.68	1.8	1.86

Date Time	K-Plant						
	K-Plant Intake #1 °C	K-Plant Intake #2 °C	EMD Plant Intake °C	Cat Plant Intake °C	K-Plant Discharge °C	EMD Plant Discharge °C	Cat Plant Discharge °C
12/17/2019 5:30	1.6	1.61	1.7	1.61	1.68	1.8	1.85
12/17/2019 5:45	1.6	1.61	1.68	1.6	1.68	1.8	1.86
12/17/2019 6:00	1.6	1.62	1.68	1.62	1.68	1.79	1.85
12/17/2019 6:15	1.58	1.62	1.68	1.58	1.67	1.79	1.85
12/17/2019 6:30	1.58	1.62	1.67	1.56	1.68	2.04	1.85
12/17/2019 6:45	1.61	1.61	1.68	1.57	1.68	4.81	1.84
12/17/2019 7:00	1.6	1.61	1.68	1.55	1.68	5.17	1.84
12/17/2019 7:15	1.58	1.61	1.67	1.55	1.67	5.5	1.85
12/17/2019 7:30	1.58	1.62	1.68	1.55	1.68	5.43	1.85
12/17/2019 7:45	1.59	1.62	1.69	1.46	1.68	8.75	1.83
12/17/2019 8:00	1.6	1.62	1.67	1.53	1.68	9.56	1.83
12/17/2019 8:15	1.6	1.62	1.67	1.56	1.68	9.54	1.83
12/17/2019 8:30	1.6	1.62	1.66	1.54	1.68	9.66	1.85
12/17/2019 8:45	1.6	1.62	1.66	1.46	1.68	9.71	1.82
12/17/2019 9:00	1.6	1.63	1.64	1.55	1.69	9.66	1.81
12/17/2019 9:15	1.61	1.61	1.66	1.46	1.69	12.12	1.84
12/17/2019 9:30	1.61	1.61	1.65	1.55	1.7	13.08	1.83
12/17/2019 9:45	1.62	1.61	1.64	1.55	1.7	12.81	1.85
12/17/2019 10:00	1.62	1.61	1.63	1.56	1.7	12.26	1.85
12/17/2019 10:15	1.61	1.6	1.63	1.54	1.7	13.03	1.85
12/17/2019 10:30	1.61	1.6	1.64	1.54	1.7	13.53	1.85
12/17/2019 10:45	1.62	1.6	1.66	1.57	1.7	13.05	1.86
12/17/2019 11:00	1.62	1.6	1.65	1.56	1.7	13.06	1.86
12/17/2019 11:15	1.62	1.61	1.66	1.56	1.7	13.05	1.86
12/17/2019 11:30	1.62	1.61	1.66	1.58	1.7	13.07	1.87
12/17/2019 11:45	1.62	1.61	1.67	1.56	1.68	13.05	1.88
12/17/2019 12:00	1.63	1.61	1.65	1.58	1.7	13.02	1.88
12/17/2019 12:15	1.63	1.62	1.67	1.55	1.69	13.1	1.88
12/17/2019 12:30	1.63	1.62	1.65	1.57	1.7	13.09	1.88
12/17/2019 12:45	1.63	1.62	1.66	1.56	1.71	13.1	1.87
12/17/2019 13:00	1.63	1.63	1.69	1.56	1.7	13.16	1.88
12/17/2019 13:15	1.63	1.63	1.67	1.58	1.7	13.11	1.88
12/17/2019 13:30	1.63	1.63	1.68	1.58	1.7	13.14	1.89
12/17/2019 13:45	1.63	1.63	1.7	1.61	1.69	13.26	1.89
12/17/2019 14:00	1.63	1.64	1.69	1.58	1.69	13.23	1.9
12/17/2019 14:15	1.64	1.64	1.71	1.6	1.69	13.25	1.9
12/17/2019 14:30	1.65	1.64	1.7	1.62	1.69	12.46	1.9
12/17/2019 14:45	1.65	1.64	1.7	1.6	1.68	12.53	1.91
12/17/2019 15:00	1.65	1.64	1.73	1.62	1.67	12.58	1.91
12/17/2019 15:15	1.65	1.64	1.7	1.62	1.67	10.72	1.91
12/17/2019 15:30	1.66	1.64	1.71	1.61	1.65	9.27	1.91
12/17/2019 15:45	1.66	1.64	1.72	1.57	1.64	8.9	1.91
12/17/2019 16:00	1.66	1.65	1.72	1.62	1.64	8.86	1.91
12/17/2019 16:15	1.65	1.65	1.71	1.63	1.64	8.92	1.91

Date Time	K-Plant						
	K-Plant Intake #1 °C	K-Plant Intake #2 °C	EMD Plant Intake °C	Cat Plant Intake °C	K-Plant Discharge °C	EMD Plant Discharge °C	Cat Plant Discharge °C
12/17/2019 16:30	1.65	1.65	1.71	1.63	1.65	8.96	1.92
12/17/2019 16:45	1.66	1.65	1.69	1.63	1.65	8.99	1.93
12/17/2019 17:00	1.66	1.65	1.7	1.63	1.65	10.2	1.93
12/17/2019 17:15	1.65	1.65	1.72	1.63	1.66	13.16	1.93
12/17/2019 17:30	1.64	1.64	1.7	1.63	1.67	12.73	1.93
12/17/2019 17:45	1.64	1.63	1.69	1.62	1.66	12.08	1.93
12/17/2019 18:00	1.63	1.63	1.68	1.62	1.66	10.5	1.92
12/17/2019 18:15	1.62	1.63	1.68	1.61	1.66	9.94	1.92
12/17/2019 18:30	1.61	1.62	1.68	1.61	1.66	9.86	1.92
12/17/2019 18:45	1.61	1.62	1.67	1.61	1.67	9.93	1.92
12/17/2019 19:00	1.61	1.62	1.67	1.6	1.67	9.95	1.92
12/17/2019 19:15	1.61	1.62	1.67	1.6	1.67	9.96	1.92
12/17/2019 19:30	1.62	1.62	1.68	1.6	1.68	9.75	1.92
12/17/2019 19:45	1.62	1.62	1.67	1.6	1.68	9.38	1.91
12/17/2019 20:00	1.62	1.63	1.67	1.6	1.7	9.4	1.91
12/17/2019 20:15	1.63	1.63	1.7	1.59	1.7	9.87	1.91
12/17/2019 20:30	1.63	1.63	1.67	1.59	1.71	10.09	1.91
12/17/2019 20:45	1.63	1.63	1.66	1.59	1.7	10.09	1.9
12/17/2019 21:00	1.63	1.63	1.66	1.59	1.7	10.05	1.9
12/17/2019 21:15	1.63	1.63	1.66	1.58	1.7	9.34	1.9
12/17/2019 21:30	1.63	1.63	1.66	1.6	1.7	8.36	1.9
12/17/2019 21:45	1.63	1.63	1.66	1.6	1.7	8.31	1.9
12/17/2019 22:00	1.63	1.63	1.66	1.59	1.7	7.76	1.9
12/17/2019 22:15	1.63	1.63	1.66	1.58	1.71	7.68	1.9
12/17/2019 22:30	1.64	1.64	1.66	1.6	1.71	6.06	1.9
12/17/2019 22:45	1.64	1.64	1.66	1.6	1.7	5.76	1.9
12/17/2019 23:00	1.64	1.64	1.65	1.6	1.7	5.77	1.9
12/17/2019 23:15	1.64	1.64	1.66	1.59	1.69	5.76	1.89
12/17/2019 23:30	1.65	1.64	1.66	1.58	1.68	5.78	1.89
12/17/2019 23:45	1.65	1.64	1.67	1.59	1.68	5.78	1.88
12/18/2019 0:00	1.65	1.64	1.68	1.6	1.68	5.45	1.89
12/18/2019 0:15	1.65	1.64	1.67	1.6	1.68	4.65	1.89
12/18/2019 0:30	1.65	1.64	1.68	1.61	1.68	4.46	1.89
12/18/2019 0:45	1.64	1.64	1.7	1.6	1.69	4.06	1.89
12/18/2019 1:00	1.64	1.64	1.71	1.61	1.69	3.67	1.89
12/18/2019 1:15	1.64	1.64	1.7	1.61	1.69	3.64	1.89
12/18/2019 1:30	1.64	1.64	1.7	1.61	1.69	2.05	1.89
12/18/2019 1:45	1.63	1.64	1.71	1.6	1.69	1.83	1.89
12/18/2019 2:00	1.63	1.64	1.69	1.6	1.7	1.83	1.89
12/18/2019 2:15	1.63	1.64	1.71	1.59	1.69	1.83	1.88
12/18/2019 2:30	1.62	1.64	1.71	1.61	1.69	1.8	1.87
12/18/2019 2:45	1.63	1.63	1.71	1.6	1.68	1.82	1.87
12/18/2019 3:00	1.62	1.63	1.7	1.61	1.67	1.82	1.86
12/18/2019 3:15	1.62	1.63	1.7	1.6	1.67	1.82	1.86

Date Time	K-Plant						
	K-Plant Intake #1 °C	K-Plant Intake #2 °C	EMD Plant Intake °C	Cat Plant Intake °C	K-Plant Discharge °C	EMD Plant Discharge °C	Cat Plant Discharge °C
12/18/2019 3:30	1.62	1.63	1.7	1.58	1.67	1.81	1.86
12/18/2019 3:45	1.61	1.63	1.69	1.6	1.67	1.81	1.85
12/18/2019 4:00	1.61	1.62	1.69	1.58	1.67	1.79	1.85
12/18/2019 4:15	1.62	1.62	1.66	1.56	1.67	1.78	1.84
12/18/2019 4:30	1.62	1.62	1.67	1.56	1.68	1.78	1.82
12/18/2019 4:45	1.62	1.63	1.67	1.55	1.68	1.79	1.82
12/18/2019 5:00	1.62	1.62	1.68	1.56	1.68	1.79	1.81
12/18/2019 5:15	1.62	1.61	1.69	1.56	1.68	1.79	1.81
12/18/2019 5:30	1.62	1.61	1.68	1.56	1.68	1.79	1.81
12/18/2019 5:45	1.62	1.6	1.69	1.56	1.68	1.79	1.81
12/18/2019 6:00	1.61	1.6	1.69	1.56	1.67	2.13	1.81
12/18/2019 6:15	1.61	1.6	1.69	1.56	1.67	3.67	1.82
12/18/2019 6:30	1.61	1.6	1.67	1.55	1.67	4.34	1.83
12/18/2019 6:45	1.61	1.6	1.67	1.55	1.66	5.34	1.84
12/18/2019 7:00	1.6	1.6	1.67	1.55	1.66	5.51	1.84
12/18/2019 7:15	1.59	1.6	1.67	1.55	1.67	5.53	1.85
12/18/2019 7:30	1.58	1.61	1.67	1.57	1.67	5.51	1.86
12/18/2019 7:45	1.58	1.6	1.67	1.55	1.67	7.12	1.85
12/18/2019 8:00	1.59	1.6	1.67	1.55	1.67	8.27	1.84
12/18/2019 8:15	1.59	1.6	1.67	1.56	1.68	9.87	1.84
12/18/2019 8:30	1.6	1.61	1.66	1.55	1.68	9.96	1.85
12/18/2019 8:45	1.59	1.62	1.67	1.56	1.68	10	1.84
12/18/2019 9:00	1.6	1.62	1.66	1.55	1.68	10.02	1.84
12/18/2019 9:15	1.6	1.62	1.67	1.55	1.68	10.63	1.84
12/18/2019 9:30	1.61	1.62	1.66	1.55	1.69	13.26	1.85
12/18/2019 9:45	1.6	1.62	1.65	1.55	1.69	13.68	1.85
12/18/2019 10:00	1.62	1.62	1.65	1.55	1.69	11.78	1.86
12/18/2019 10:15	1.61	1.61	1.67	1.55	1.7	11.19	1.86
12/18/2019 10:30	1.62	1.62	1.68	1.54	1.7	10.33	1.86
12/18/2019 10:45	1.62	1.61	1.67	1.59	1.7	9.99	1.86
12/18/2019 11:00	1.62	1.61	1.67	1.57	1.7	10.12	1.87
12/18/2019 11:15	1.63	1.61	1.67	1.55	1.69	10.11	1.87
12/18/2019 11:30	1.62	1.61	1.66	1.56	1.7	9.96	1.87
12/18/2019 11:45	1.62	1.62	1.66	1.56	1.7	9.98	1.87
12/18/2019 12:00	1.62	1.62	1.66	1.58	1.69	9.97	1.87
12/18/2019 12:15	1.63	1.62	1.66	1.58	1.69	9.97	1.87
12/18/2019 12:30	1.63	1.62	1.65	1.59	1.69	9.92	1.88
12/18/2019 12:45	1.63	1.62	1.66	1.6	1.69	10	1.88
12/18/2019 13:00	1.63	1.62	1.66	1.6	1.68	10.12	1.89
12/18/2019 13:15	1.63	1.62	1.62	1.61	1.67	10.12	1.89
12/18/2019 13:30	1.63	1.62	1.7	1.62	1.68	10.11	1.9
12/18/2019 13:45	1.64	1.62	1.7	1.6	1.68	10.12	1.91
12/18/2019 14:00	1.63	1.63	1.68	1.6	1.68	10.12	1.9
12/18/2019 14:15	1.63	1.63	1.71	1.61	1.68	10.21	1.91

Date Time	K-Plant						
	K-Plant Intake #1 °C	K-Plant Intake #2 °C	EMD Plant Intake °C	Cat Plant Intake °C	K-Plant Discharge °C	EMD Plant Discharge °C	Cat Plant Discharge °C
12/18/2019 14:30	1.64	1.63	1.7	1.61	1.69	10.16	1.91
12/18/2019 14:45	1.64	1.63	1.69	1.6	1.69	10.14	1.91
12/18/2019 15:00	1.64	1.63	1.7	1.58	1.68	10.09	1.9
12/18/2019 15:15	1.64	1.63	1.72	1.59	1.67	10.14	1.9
12/18/2019 15:30	1.64	1.63	1.71	1.6	1.66	10.18	1.89
12/18/2019 15:45	1.63	1.63	1.71	1.59	1.66	10.19	1.9
12/18/2019 16:00	1.63	1.63	1.69	1.59	1.65	10.14	1.89
12/18/2019 16:15	1.62	1.63	1.71	1.59	1.65	9.98	1.89
12/18/2019 16:30	1.62	1.63	1.73	1.6	1.65	10.11	1.89
12/18/2019 16:45	1.62	1.63	1.71	1.58	1.65	10.05	1.89
12/18/2019 17:00	1.62	1.63	1.7	1.6	1.65	11.46	1.89
12/18/2019 17:15	1.61	1.62	1.7	1.61	1.65	12.6	1.89
12/18/2019 17:30	1.61	1.62	1.7	1.59	1.66	13.57	1.9
12/18/2019 17:45	1.61	1.62	1.69	1.58	1.67	13.86	1.89
12/18/2019 18:00	1.61	1.62	1.69	1.58	1.67	13.87	1.89
12/18/2019 18:15	1.61	1.62	1.72	1.58	1.67	13.93	1.89
12/18/2019 18:30	1.61	1.62	1.72	1.6	1.67	13.85	1.9
12/18/2019 18:45	1.62	1.62	1.69	1.6	1.68	13.9	1.89
12/18/2019 19:00	1.62	1.62	1.69	1.61	1.68	13.88	1.9
12/18/2019 19:15	1.62	1.62	1.7	1.6	1.68	13.78	1.9
12/18/2019 19:30	1.62	1.62	1.69	1.61	1.68	11.69	1.9
12/18/2019 19:45	1.62	1.62	1.69	1.59	1.68	11.42	1.89
12/18/2019 20:00	1.62	1.62	1.75	1.6	1.68	9.5	1.89
12/18/2019 20:15	1.63	1.63	1.72	1.6	1.68	9.31	1.89
12/18/2019 20:30	1.63	1.63	1.73	1.6	1.68	9.33	1.89
12/18/2019 20:45	1.63	1.63	1.73	1.6	1.69	9.28	1.89
12/18/2019 21:00	1.64	1.63	1.7	1.6	1.69	9.28	1.89
12/18/2019 21:15	1.63	1.63	1.68	1.6	1.69	9.33	1.89
12/18/2019 21:30	1.64	1.63	1.67	1.6	1.69	9.3	1.89
12/18/2019 21:45	1.64	1.63	1.69	1.6	1.69	9.26	1.89
12/18/2019 22:00	1.64	1.63	1.68	1.6	1.7	9.25	1.89
12/18/2019 22:15	1.64	1.63	1.68	1.6	1.7	9.28	1.88
12/18/2019 22:30	1.65	1.64	1.7	1.59	1.71	9.27	1.88
12/18/2019 22:45	1.65	1.64	1.66	1.59	1.71	9.26	1.88
12/18/2019 23:00	1.65	1.64	1.67	1.59	1.71	7.78	1.88
12/18/2019 23:15	1.65	1.64	1.71	1.6	1.71	6.13	1.88
12/18/2019 23:30	1.66	1.64	1.73	1.59	1.72	5.68	1.88
12/18/2019 23:45	1.65	1.64	1.73	1.59	1.72	5.72	1.88
12/19/2019 0:00	1.64	1.64	1.74	1.6	1.72	5.73	1.88
12/19/2019 0:15	1.65	1.64	1.76	1.6	1.72	5.77	1.89
12/19/2019 0:30	1.65	1.64	1.74	1.63	1.71	5.76	1.89
12/19/2019 0:45	1.65	1.65	1.74	1.59	1.7	5.76	1.9
12/19/2019 1:00	1.65	1.64	1.73	1.63	1.68	4.97	1.9
12/19/2019 1:15	1.65	1.64	1.72	1.62	1.68	5.78	1.91

Date Time	K-Plant						
	K-Plant Intake #1 °C	K-Plant Intake #2 °C	EMD Plant Intake °C	Cat Plant Intake °C	K-Plant Discharge °C	EMD Plant Discharge °C	Cat Plant Discharge °C
12/19/2019 1:30	1.64	1.64	1.64	1.63	1.67	5.89	1.91
12/19/2019 1:45	1.64	1.64	1.68	1.62	1.67	5.1	1.91
12/19/2019 2:00	1.63	1.64	1.69	1.64	1.68	3.45	1.91
12/19/2019 2:15	1.64	1.64	1.7	1.65	1.68	1.94	1.91
12/19/2019 2:30	1.64	1.63	1.71	1.65	1.69	1.84	1.91
12/19/2019 2:45	1.64	1.63	1.7	1.62	1.7	1.83	1.91
12/19/2019 3:00	1.64	1.63	1.71	1.61	1.71	1.83	1.9
12/19/2019 3:15	1.64	1.63	1.72	1.62	1.7	1.84	1.89
12/19/2019 3:30	1.64	1.63	1.71	1.61	1.7	1.83	1.9
12/19/2019 3:45	1.63	1.63	1.71	1.63	1.72	1.83	1.89
12/19/2019 4:00	1.64	1.63	1.71	1.65	1.72	1.83	1.89
12/19/2019 4:15	1.64	1.63	1.72	1.64	1.72	1.83	1.9
12/19/2019 4:30	1.65	1.63	1.72	1.65	1.72	1.84	1.89
12/19/2019 4:45	1.65	1.64	1.74	1.64	1.72	1.84	1.9
12/19/2019 5:00	1.64	1.64	1.74	1.64	1.7	1.84	1.89
12/19/2019 5:15	1.63	1.65	1.73	1.64	1.7	1.83	1.89
12/19/2019 5:30	1.64	1.65	1.73	1.64	1.7	1.83	1.89
12/19/2019 5:45	1.63	1.65	1.73	1.64	1.7	1.82	1.89
12/19/2019 6:00	1.62	1.65	1.72	1.64	1.7	1.81	1.89
12/19/2019 6:15	1.61	1.65	1.7	1.63	1.7	3.43	1.89
12/19/2019 6:30	1.61	1.65	1.7	1.6	1.7	3.93	1.89
12/19/2019 6:45	1.61	1.65	1.7	1.64	1.7	4.47	1.9
12/19/2019 7:00	1.61	1.64	1.69	1.62	1.7	5.56	1.91
12/19/2019 7:15	1.61	1.64	1.69	1.62	1.7	5.78	1.91
12/19/2019 7:30	1.6	1.63	1.69	1.59	1.69	5.86	1.91
12/19/2019 7:45	1.6	1.63	1.68	1.61	1.69	5.86	1.9
12/19/2019 8:00	1.6	1.63	1.68	1.58	1.69	5.83	1.91
12/19/2019 8:15	1.6	1.63	1.67	1.58	1.69	5.85	1.89
12/19/2019 8:30	1.6	1.63	1.67	1.57	1.7	8.64	1.88
12/19/2019 8:45	1.6	1.64	1.67	1.57	1.7	9.5	1.89
12/19/2019 9:00	1.61	1.64	1.67	1.58	1.71	9.66	1.89
12/19/2019 9:15	1.62	1.64	1.67	1.57	1.72	9.82	1.89
12/19/2019 9:30	1.61	1.64	1.67	1.56	1.72	9.76	1.89
12/19/2019 9:45	1.62	1.63	1.67	1.56	1.72	9.78	1.89
12/19/2019 10:00	1.62	1.62	1.67	1.56	1.71	9.77	1.89
12/19/2019 10:15	1.61	1.61	1.67	1.57	1.71	9.78	1.9
12/19/2019 10:30	1.61	1.61	1.67	1.56	1.71	6.43	1.9
12/19/2019 10:45	1.61	1.61	1.67	1.54	1.71	6	1.89
12/19/2019 11:00	1.61	1.61	1.68	1.55	1.71	5.94	1.89
12/19/2019 11:15	1.62	1.61	1.69	1.54	1.71	6	1.88
12/19/2019 11:30	1.62	1.62	1.68	1.58	1.71	5.99	1.89
12/19/2019 11:45	1.62	1.62	1.69	1.58	1.7	6.01	1.9
12/19/2019 12:00	1.62	1.62	1.68	1.59	1.7	5.99	1.9
12/19/2019 12:15	1.62	1.61	1.67	1.61	1.7	6	1.9



Date Time	K-Plant						
	K-Plant Intake #1 °C	K-Plant Intake #2 °C	EMD Plant Intake °C	Cat Plant Intake °C	K-Plant Discharge °C	EMD Plant Discharge °C	Cat Plant Discharge °C
12/19/2019 12:30	1.62	1.62	1.67	1.61	1.7	5.99	1.91
12/19/2019 12:45	1.62	1.62	1.66	1.6	1.71	6.01	1.9
12/19/2019 13:00	1.62	1.62	1.66	1.59	1.71	5.97	1.91
12/19/2019 13:15	1.62	1.62	1.66	1.58	1.71	6	1.91
12/19/2019 13:30	1.62	1.61	1.66	1.59	1.71	5.97	1.91
12/19/2019 13:45	1.61	1.61	1.67	1.61	1.71	6.06	1.91
12/19/2019 14:00	1.61	1.62	1.68	1.62	1.7	6.01	1.91
12/19/2019 14:15	1.62	1.62	1.69	1.61	1.71	6.02	1.92
12/19/2019 14:30	1.61	1.61	1.68	1.62	1.72	5.98	1.92
12/19/2019 14:45	1.61	1.61	1.67	1.63	1.72	6.05	1.92
12/19/2019 15:00	1.6	1.61	1.69	1.64	1.71	6.07	1.94
12/19/2019 15:15	1.6	1.61	1.68	1.64	1.71	6.04	1.94
12/19/2019 15:30	1.6	1.61	1.7	1.63	1.7	6.08	1.95
12/19/2019 15:45	1.61	1.61	1.71	1.62	1.7	6.06	1.95
12/19/2019 16:00	1.61	1.61	1.73	1.61	1.7	6.09	1.94
12/19/2019 16:15	1.61	1.61	1.71	1.61	1.69	6.05	1.93
12/19/2019 16:30	1.61	1.61	1.72	1.61	1.7	8.06	1.93
12/19/2019 16:45	1.61	1.61	1.72	1.63	1.7	9.77	1.94
12/19/2019 17:00	1.61	1.61	1.71	1.63	1.7	9.93	1.94
12/19/2019 17:15	1.61	1.61	1.71	1.63	1.7	9.95	1.95
12/19/2019 17:30	1.6	1.61	1.7	1.62	1.69	9.9	1.95
12/19/2019 17:45	1.61	1.61	1.69	1.63	1.69	9.84	1.95
12/19/2019 18:00	1.61	1.61	1.69	1.6	1.7	9.93	1.95
12/19/2019 18:15	1.61	1.61	1.69	1.61	1.7	9.92	1.95
12/19/2019 18:30	1.6	1.6	1.69	1.62	1.71	9.98	1.95
12/19/2019 18:45	1.6	1.6	1.69	1.62	1.71	9.94	1.95
12/19/2019 19:00	1.6	1.6	1.69	1.62	1.71	9.93	1.95
12/19/2019 19:15	1.6	1.6	1.68	1.62	1.7	9.34	1.95
12/19/2019 19:30	1.6	1.6	1.68	1.62	1.71	6.64	1.95
12/19/2019 19:45	1.6	1.6	1.68	1.61	1.7	6.11	1.95
12/19/2019 20:00	1.6	1.61	1.67	1.62	1.7	6.04	1.94
12/19/2019 20:15	1.61	1.61	1.67	1.61	1.69	6.12	1.94
12/19/2019 20:30	1.61	1.61	1.67	1.61	1.7	6.08	1.95
12/19/2019 20:45	1.61	1.61	1.67	1.6	1.7	6.05	1.94
12/19/2019 21:00	1.62	1.61	1.66	1.6	1.71	6.01	1.94
12/19/2019 21:15	1.62	1.61	1.66	1.61	1.7	6.08	1.94
12/19/2019 21:30	1.62	1.61	1.66	1.6	1.7	6.08	1.94
12/19/2019 21:45	1.62	1.61	1.65	1.6	1.7	6.07	1.93
12/19/2019 22:00	1.62	1.61	1.65	1.57	1.7	5.96	1.93
12/19/2019 22:15	1.62	1.61	1.64	1.57	1.71	6.04	1.92
12/19/2019 22:30	1.62	1.62	1.65	1.57	1.71	6.06	1.92
12/19/2019 22:45	1.62	1.62	1.65	1.57	1.71	6.09	1.91
12/19/2019 23:00	1.62	1.62	1.67	1.58	1.71	6.07	1.91
12/19/2019 23:15	1.62	1.62	1.73	1.58	1.71	6.02	1.91

Date Time	K-Plant						
	K-Plant Intake #1 °C	K-Plant Intake #2 °C	EMD Plant Intake °C	Cat Plant Intake °C	K-Plant Discharge °C	EMD Plant Discharge °C	Cat Plant Discharge °C
12/19/2019 23:30	1.62	1.61	1.76	1.55	1.71	6.08	1.91
12/19/2019 23:45	1.62	1.61	1.76	1.58	1.7	6.01	1.91
12/20/2019 0:00	1.62	1.61	1.78	1.59	1.7	5.07	1.92
12/20/2019 0:15	1.62	1.61	1.74	1.58	1.69	4.27	1.92
12/20/2019 0:30	1.62	1.61	1.73	1.61	1.68	4.16	1.91
12/20/2019 0:45	1.62	1.61	1.74	1.61	1.68	3.78	1.92
12/20/2019 1:00	1.62	1.61	1.71	1.59	1.69	2.16	1.93
12/20/2019 1:15	1.62	1.61	1.73	1.62	1.68	1.86	1.93
12/20/2019 1:30	1.62	1.61	1.72	1.62	1.68	1.84	1.93
12/20/2019 1:45	1.62	1.61	1.71	1.61	1.69	1.83	1.93
12/20/2019 2:00	1.61	1.61	1.72	1.61	1.7	1.81	1.92
12/20/2019 2:15	1.62	1.61	1.72	1.62	1.7	1.82	1.92
12/20/2019 2:30	1.62	1.61	1.71	1.62	1.69	1.82	1.92
12/20/2019 2:45	1.62	1.61	1.66	1.62	1.69	1.79	1.91
12/20/2019 3:00	1.62	1.61	1.65	1.6	1.68	1.78	1.91
12/20/2019 3:15	1.62	1.61	1.67	1.62	1.68	1.76	1.91
12/20/2019 3:30	1.62	1.61	1.68	1.6	1.68	1.76	1.91
12/20/2019 3:45	1.62	1.61	1.67	1.62	1.67	1.78	1.91
12/20/2019 4:00	1.62	1.61	1.66	1.63	1.66	1.77	1.91
12/20/2019 4:15	1.62	1.62	1.67	1.62	1.67	1.77	1.91
12/20/2019 4:30	1.62	1.63	1.66	1.63	1.68	1.76	1.91
12/20/2019 4:45	1.61	1.64	1.67	1.6	1.68	1.77	1.91
12/20/2019 5:00	1.6	1.64	1.66	1.58	1.68	1.78	1.9
12/20/2019 5:15	1.58	1.63	1.67	1.62	1.68	1.77	1.9
12/20/2019 5:30	1.6	1.64	1.64	1.62	1.67	1.79	1.89
12/20/2019 5:45	1.59	1.64	1.66	1.59	1.67	1.78	1.89
12/20/2019 6:00	1.58	1.63	1.68	1.56	1.67	1.8	1.89
12/20/2019 6:15	1.58	1.62	1.65	1.55	1.68	1.78	1.88
12/20/2019 6:30	1.58	1.62	1.68	1.54	1.68	1.79	1.87
12/20/2019 6:45	1.59	1.6	1.66	1.54	1.68	2.12	1.86
12/20/2019 7:00	1.58	1.59	1.69	1.54	1.68	4.32	1.85
12/20/2019 7:15	1.58	1.59	1.65	1.54	1.68	5.71	1.86
12/20/2019 7:30	1.57	1.58	1.68	1.54	1.69	5.83	1.87
12/20/2019 7:45	1.57	1.57	1.66	1.54	1.69	5.91	1.87
12/20/2019 8:00	1.56	1.57	1.66	1.54	1.69	5.92	1.87
12/20/2019 8:15	1.56	1.57	1.66	1.54	1.69	5.86	1.87
12/20/2019 8:30	1.56	1.57	1.65	1.54	1.69	5.87	1.87
12/20/2019 8:45	1.57	1.57	1.65	1.54	1.69	5.85	1.86
12/20/2019 9:00	1.57	1.58	1.65	1.55	1.69	5.89	1.87
12/20/2019 9:15	1.58	1.58	1.64	1.55	1.69	5.88	1.88
12/20/2019 9:30	1.61	1.6	1.64	1.55	1.7	6.15	1.88
12/20/2019 9:45	1.6	1.62	1.64	1.56	1.7	6.13	1.88
12/20/2019 10:00	1.62	1.63	1.65	1.57	1.71	6.12	1.88
12/20/2019 10:15	1.61	1.63	1.64	1.58	1.72	6.13	1.89

Date Time	K-Plant						
	K-Plant Intake #1 °C	K-Plant Intake #2 °C	EMD Plant Intake °C	Cat Plant Intake °C	K-Plant Discharge °C	EMD Plant Discharge °C	Cat Plant Discharge °C
12/20/2019 10:30	1.62	1.62	1.64	1.58	1.72	6.16	1.89
12/20/2019 10:45	1.62	1.62	1.65	1.57	1.72	6.14	1.9
12/20/2019 11:00	1.61	1.61	1.64	1.58	1.72	6.13	1.89
12/20/2019 11:15	1.61	1.6	1.64	1.58	1.72	6.14	1.9
12/20/2019 11:30	1.61	1.6	1.63	1.58	1.72	6.07	1.9
12/20/2019 11:45	1.61	1.6	1.65	1.6	1.72	6.15	1.9
12/20/2019 12:00	1.61	1.6	1.67	1.58	1.71	8.57	1.91
12/20/2019 12:15	1.6	1.6	1.69	1.57	1.71	13.51	2.2
12/20/2019 12:30	1.61	1.59	1.69	1.63	1.71	14	3.57
12/20/2019 12:45	1.6	1.59	1.68	1.56	1.71	13.99	4.92
12/20/2019 13:00	1.6	1.59	1.72	1.55	1.7	14.26	5.52
12/20/2019 13:15	1.6	1.59	1.72	1.61	1.69	14.13	5.58
12/20/2019 13:30	1.6	1.59	1.7	1.56	1.69	13.98	5.57
12/20/2019 13:45	1.6	1.59	1.72	1.6	1.69	13.89	5.58
12/20/2019 14:00	1.6	1.6	1.71	1.59	1.7	13.96	4.73
12/20/2019 14:15	1.6	1.6	1.71	1.57	1.7	13.94	4.66
12/20/2019 14:30	1.61	1.6	1.7	1.57	1.7	14	4.64
12/20/2019 14:45	1.61	1.6	1.7	1.57	1.7	13.98	4.63
12/20/2019 15:00	1.61	1.6	1.7	1.57	1.69	13.98	4.62
12/20/2019 15:15	1.62	1.61	1.71	1.57	1.69	13.97	4.62
12/20/2019 15:30	1.62	1.61	1.71	1.59	1.68	13.7	3.11
12/20/2019 15:45	1.62	1.61	1.7	1.58	1.69	10.06	1.88
12/20/2019 16:00	1.63	1.61	1.76	1.56	1.69	7.48	1.9
12/20/2019 16:15	1.63	1.61	1.78	1.57	1.68	6.47	1.9
12/20/2019 16:30	1.62	1.62	1.77	1.56	1.67	6.16	1.9
12/20/2019 16:45	1.62	1.62	1.72	1.55	1.67	6.11	1.89
12/20/2019 17:00	1.62	1.62	1.69	1.56	1.68	8.03	1.89
12/20/2019 17:15	1.63	1.62	1.66	1.57	1.69	9.61	1.9
12/20/2019 17:30	1.63	1.62	1.65	1.57	1.69	9.85	1.9
12/20/2019 17:45	1.62	1.62	1.67	1.57	1.69	10.1	1.91
12/20/2019 18:00	1.62	1.62	1.67	1.58	1.69	10	1.9
12/20/2019 18:15	1.62	1.62	1.67	1.59	1.69	10.04	1.91
12/20/2019 18:30	1.62	1.62	1.72	1.59	1.7	10.11	1.91
12/20/2019 18:45	1.62	1.62	1.7	1.59	1.7	10.09	1.91
12/20/2019 19:00	1.62	1.62	1.76	1.59	1.71	10.04	1.92
12/20/2019 19:15	1.62	1.62	1.75	1.59	1.71	7.94	1.92
12/20/2019 19:30	1.62	1.62	1.67	1.59	1.72	6.59	1.92
12/20/2019 19:45	1.62	1.62	1.71	1.59	1.72	6.18	1.92
12/20/2019 20:00	1.62	1.62	1.75	1.6	1.73	6.16	1.92
12/20/2019 20:15	1.62	1.62	1.74	1.59	1.73	6.16	1.92
12/20/2019 20:30	1.62	1.62	1.68	1.6	1.73	6.14	1.92
12/20/2019 20:45	1.62	1.62	1.69	1.59	1.73	6.13	1.91
12/20/2019 21:00	1.62	1.62	1.67	1.59	1.72	6.13	1.92
12/20/2019 21:15	1.62	1.62	1.65	1.59	1.72	6.1	1.92

Date Time	K-Plant						
	K-Plant Intake #1 °C	K-Plant Intake #2 °C	EMD Plant Intake °C	Cat Plant Intake °C	K-Plant Discharge °C	EMD Plant Discharge °C	Cat Plant Discharge °C
12/20/2019 21:30	1.62	1.62	1.71	1.59	1.71	6.14	1.92
12/20/2019 21:45	1.63	1.63	1.68	1.59	1.71	6.15	1.92
12/20/2019 22:00	1.62	1.63	1.7	1.59	1.7	6.13	1.92
12/20/2019 22:15	1.63	1.63	1.71	1.59	1.7	6.18	1.92
12/20/2019 22:30	1.63	1.63	1.74	1.6	1.71	6.17	1.92
12/20/2019 22:45	1.63	1.64	1.74	1.59	1.71	6.17	1.92
12/20/2019 23:00	1.63	1.64	1.71	1.59	1.72	6.18	1.92
12/20/2019 23:15	1.64	1.65	1.69	1.58	1.72	6.18	1.92
12/20/2019 23:30	1.63	1.64	1.73	1.59	1.72	6.18	1.91
12/20/2019 23:45	1.63	1.64	1.72	1.59	1.72	6.16	1.91
12/21/2019 0:00	1.63	1.64	1.72	1.6	1.72	4.87	1.92
12/21/2019 0:15	1.65	1.63	1.71	1.6	1.73	4.77	1.92
12/21/2019 0:30	1.64	1.64	1.72	1.62	1.73	4.38	1.93
12/21/2019 0:45	1.64	1.63	1.72	1.61	1.74	4.2	1.93
12/21/2019 1:00	1.64	1.63	1.72	1.62	1.74	2.8	1.93
12/21/2019 1:15	1.64	1.64	1.76	1.63	1.74	1.94	1.93
12/21/2019 1:30	1.64	1.63	1.7	1.63	1.74	1.85	1.93
12/21/2019 1:45	1.63	1.63	1.69	1.64	1.73	1.84	1.93
12/21/2019 2:00	1.64	1.63	1.71	1.6	1.73	1.86	1.93
12/21/2019 2:15	1.64	1.63	1.75	1.63	1.73	1.85	1.92
12/21/2019 2:30	1.64	1.63	1.72	1.63	1.73	1.84	1.92
12/21/2019 2:45	1.64	1.63	1.73	1.62	1.72	1.84	1.92
12/21/2019 3:00	1.64	1.63	1.7	1.62	1.72	1.83	1.91
12/21/2019 3:15	1.64	1.63	1.7	1.61	1.72	1.83	1.91
12/21/2019 3:30	1.63	1.63	1.69	1.59	1.73	1.81	1.91
12/21/2019 3:45	1.64	1.63	1.69	1.61	1.73	1.8	1.91
12/21/2019 4:00	1.64	1.62	1.71	1.61	1.73	1.8	1.9
12/21/2019 4:15	1.64	1.62	1.68	1.6	1.72	1.8	1.9
12/21/2019 4:30	1.65	1.62	1.68	1.61	1.71	1.77	1.9
12/21/2019 4:45	1.64	1.61	1.7	1.61	1.71	1.81	1.89
12/21/2019 5:00	1.63	1.6	1.7	1.58	1.72	1.81	1.89
12/21/2019 5:15	1.63	1.6	1.7	1.56	1.72	1.8	1.89
12/21/2019 5:30	1.63	1.61	1.7	1.58	1.71	1.8	1.89
12/21/2019 5:45	1.62	1.61	1.69	1.57	1.7	1.8	1.89
12/21/2019 6:00	1.62	1.61	1.66	1.57	1.7	1.79	1.89
12/21/2019 6:15	1.62	1.62	1.67	1.56	1.7	1.79	1.88
12/21/2019 6:30	1.62	1.62	1.69	1.57	1.71	1.79	1.88
12/21/2019 6:45	1.61	1.61	1.69	1.58	1.71	1.79	1.88
12/21/2019 7:00	1.6	1.6	1.69	1.57	1.71	1.79	1.87
12/21/2019 7:15	1.61	1.6	1.68	1.58	1.71	1.78	1.87
12/21/2019 7:30	1.61	1.59	1.68	1.59	1.7	1.78	1.88
12/21/2019 7:45	1.62	1.58	1.68	1.57	1.7	1.78	1.88
12/21/2019 8:00	1.61	1.58	1.68	1.6	1.7	1.78	1.88
12/21/2019 8:15	1.61	1.59	1.68	1.57	1.69	1.78	1.88

Date Time	K-Plant						
	K-Plant Intake #1 °C	K-Plant Intake #2 °C	EMD Plant Intake °C	Cat Plant Intake °C	K-Plant Discharge °C	EMD Plant Discharge °C	Cat Plant Discharge °C
12/21/2019 8:30	1.61	1.59	1.67	1.57	1.7	1.77	1.87
12/21/2019 8:45	1.62	1.6	1.66	1.57	1.7	1.76	1.88
12/21/2019 9:00	1.61	1.61	1.66	1.6	1.7	1.77	1.88
12/21/2019 9:15	1.61	1.61	1.67	1.58	1.7	1.77	1.89
12/21/2019 9:30	1.58	1.62	1.67	1.62	1.7	2.16	1.89
12/21/2019 9:45	1.59	1.62	1.66	1.62	1.7	3.54	1.9
12/21/2019 10:00	1.57	1.61	1.66	1.61	1.7	3.67	1.91
12/21/2019 10:15	1.61	1.61	1.67	1.6	1.69	4.5	1.92
12/21/2019 10:30	1.59	1.62	1.66	1.59	1.69	4.81	1.92
12/21/2019 10:45	1.57	1.63	1.66	1.61	1.69	5.61	1.92
12/21/2019 11:00	1.61	1.63	1.67	1.61	1.68	6.49	1.93
12/21/2019 11:15	1.6	1.61	1.67	1.62	1.69	8.85	1.93
12/21/2019 11:30	1.59	1.62	1.68	1.6	1.69	9.58	1.93
12/21/2019 11:45	1.6	1.61	1.68	1.58	1.69	9.65	1.93
12/21/2019 12:00	1.59	1.61	1.67	1.57	1.69	9.64	1.92
12/21/2019 12:15	1.59	1.62	1.67	1.57	1.7	9.72	1.92
12/21/2019 12:30	1.6	1.62	1.67	1.57	1.7	9.74	1.92
12/21/2019 12:45	1.62	1.62	1.67	1.58	1.71	9.77	1.92
12/21/2019 13:00	1.6	1.62	1.67	1.6	1.71	9.76	1.93
12/21/2019 13:15	1.6	1.62	1.67	1.6	1.71	9.68	1.93
12/21/2019 13:30	1.61	1.61	1.66	1.57	1.71	7.73	1.93
12/21/2019 13:45	1.6	1.61	1.66	1.59	1.69	6.49	1.92
12/21/2019 14:00	1.61	1.62	1.65	1.6	1.7	6.08	1.93
12/21/2019 14:15	1.61	1.61	1.65	1.59	1.7	6.03	1.93
12/21/2019 14:30	1.62	1.61	1.66	1.59	1.7	6.01	1.93
12/21/2019 14:45	1.62	1.61	1.65	1.6	1.69	6.03	1.93
12/21/2019 15:00	1.62	1.61	1.65	1.6	1.7	6.05	1.93
12/21/2019 15:15	1.61	1.61	1.66	1.59	1.7	6.05	1.93
12/21/2019 15:30	1.61	1.61	1.68	1.6	1.71	6.06	1.93
12/21/2019 15:45	1.61	1.61	1.67	1.6	1.7	6	1.94
12/21/2019 16:00	1.61	1.61	1.67	1.61	1.7	6.04	1.94
12/21/2019 16:15	1.61	1.61	1.68	1.61	1.69	6.01	1.94
12/21/2019 16:30	1.61	1.61	1.68	1.61	1.69	6.06	1.94
12/21/2019 16:45	1.6	1.61	1.68	1.61	1.69	6.01	1.95
12/21/2019 17:00	1.61	1.61	1.71	1.61	1.68	6.06	1.95
12/21/2019 17:15	1.61	1.61	1.71	1.61	1.69	6	1.95
12/21/2019 17:30	1.6	1.61	1.73	1.62	1.7	6.07	1.95
12/21/2019 17:45	1.6	1.61	1.71	1.64	1.7	6.01	1.96
12/21/2019 18:00	1.61	1.61	1.71	1.64	1.71	6.06	1.97
12/21/2019 18:15	1.61	1.61	1.71	1.63	1.71	6.08	1.97
12/21/2019 18:30	1.61	1.61	1.69	1.63	1.71	6.03	1.97
12/21/2019 18:45	1.61	1.61	1.7	1.63	1.71	6.06	1.97
12/21/2019 19:00	1.61	1.61	1.69	1.62	1.7	6.04	1.97
12/21/2019 19:15	1.6	1.61	1.69	1.62	1.69	6.05	1.97

Date Time	K-Plant						
	K-Plant Intake #1 °C	K-Plant Intake #2 °C	EMD Plant Intake °C	Cat Plant Intake °C	K-Plant Discharge °C	EMD Plant Discharge °C	Cat Plant Discharge °C
12/21/2019 19:30	1.6	1.61	1.69	1.61	1.69	5.99	1.96
12/21/2019 19:45	1.6	1.61	1.68	1.61	1.7	6.04	1.96
12/21/2019 20:00	1.6	1.6	1.67	1.6	1.7	6.03	1.95
12/21/2019 20:15	1.6	1.61	1.67	1.6	1.7	5.99	1.95
12/21/2019 20:30	1.6	1.6	1.66	1.59	1.71	6.03	1.94
12/21/2019 20:45	1.6	1.6	1.67	1.58	1.71	5.97	1.93
12/21/2019 21:00	1.6	1.6	1.68	1.58	1.71	6.04	1.93
12/21/2019 21:15	1.6	1.6	1.68	1.6	1.71	6.04	1.93
12/21/2019 21:30	1.6	1.6	1.69	1.59	1.7	5.47	1.94
12/21/2019 21:45	1.6	1.6	1.67	1.6	1.7	5.32	1.93
12/21/2019 22:00	1.6	1.6	1.69	1.6	1.7	5.31	1.93
12/21/2019 22:15	1.6	1.6	1.67	1.59	1.7	5.3	1.93
12/21/2019 22:30	1.6	1.6	1.68	1.58	1.71	3.83	1.93
12/21/2019 22:45	1.6	1.6	1.67	1.59	1.71	2.09	1.93
12/21/2019 23:00	1.6	1.6	1.66	1.59	1.71	1.78	1.92
12/21/2019 23:15	1.6	1.6	1.66	1.59	1.71	1.78	1.92
12/21/2019 23:30	1.61	1.6	1.65	1.6	1.71	1.77	1.91
12/21/2019 23:45	1.61	1.6	1.65	1.6	1.71	1.77	1.91
12/22/2019 0:00	1.6	1.6	1.65	1.6	1.71	1.76	1.91
12/22/2019 0:15	1.6	1.6	1.66	1.61	1.7	1.77	1.91
12/22/2019 0:30	1.6	1.6	1.67	1.61	1.7	1.77	1.91
12/22/2019 0:45	1.6	1.6	1.66	1.6	1.69	1.78	1.91
12/22/2019 1:00	1.6	1.6	1.67	1.6	1.68	1.78	1.9
12/22/2019 1:15	1.6	1.6	1.7	1.59	1.68	1.8	1.9
12/22/2019 1:30	1.6	1.6	1.7	1.6	1.67	1.8	1.9
12/22/2019 1:45	1.6	1.6	1.7	1.59	1.68	1.81	1.9
12/22/2019 2:00	1.59	1.6	1.69	1.62	1.69	1.8	1.89
12/22/2019 2:15	1.58	1.6	1.67	1.58	1.69	1.8	1.9
12/22/2019 2:30	1.58	1.6	1.68	1.58	1.69	1.81	1.89
12/22/2019 2:45	1.59	1.6	1.7	1.61	1.69	1.81	1.89
12/22/2019 3:00	1.58	1.6	1.69	1.62	1.69	1.82	1.9
12/22/2019 3:15	1.58	1.59	1.7	1.57	1.69	1.82	1.9
12/22/2019 3:30	1.59	1.59	1.69	1.58	1.69	1.8	1.89
12/22/2019 3:45	1.59	1.58	1.71	1.61	1.69	1.82	1.89
12/22/2019 4:00	1.59	1.58	1.71	1.6	1.69	1.81	1.89
12/22/2019 4:15	1.58	1.58	1.69	1.58	1.69	1.79	1.89
12/22/2019 4:30	1.58	1.58	1.68	1.63	1.69	1.78	1.88
12/22/2019 4:45	1.58	1.58	1.66	1.63	1.69	1.77	1.89
12/22/2019 5:00	1.6	1.59	1.68	1.6	1.69	1.78	1.89
12/22/2019 5:15	1.58	1.6	1.66	1.61	1.69	1.78	1.89
12/22/2019 5:30	1.59	1.6	1.67	1.59	1.69	1.77	1.88
12/22/2019 5:45	1.59	1.6	1.64	1.6	1.69	1.77	1.87
12/22/2019 6:00	1.58	1.59	1.67	1.58	1.69	1.77	1.87
12/22/2019 6:15	1.58	1.59	1.64	1.59	1.68	1.76	1.87

Date Time	K-Plant						
	K-Plant Intake #1 °C	K-Plant Intake #2 °C	EMD Plant Intake °C	Cat Plant Intake °C	K-Plant Discharge °C	EMD Plant Discharge °C	Cat Plant Discharge °C
12/22/2019 6:30	1.57	1.59	1.65	1.57	1.68	1.75	1.87
12/22/2019 6:45	1.56	1.6	1.64	1.55	1.68	1.74	1.86
12/22/2019 7:00	1.56	1.6	1.64	1.55	1.68	1.73	1.85
12/22/2019 7:15	1.56	1.58	1.62	1.56	1.67	1.72	1.84
12/22/2019 7:30	1.56	1.58	1.62	1.57	1.66	1.73	1.84
12/22/2019 7:45	1.56	1.58	1.62	1.55	1.66	1.74	1.84
12/22/2019 8:00	1.56	1.58	1.64	1.6	1.66	1.74	1.84
12/22/2019 8:15	1.56	1.57	1.63	1.56	1.66	1.73	1.85
12/22/2019 8:30	1.55	1.56	1.64	1.58	1.67	1.73	1.84
12/22/2019 8:45	1.54	1.56	1.66	1.58	1.67	1.76	1.86
12/22/2019 9:00	1.56	1.57	1.64	1.58	1.67	3.23	1.85
12/22/2019 9:15	1.58	1.58	1.64	1.55	1.67	3.58	1.85
12/22/2019 9:30	1.56	1.58	1.62	1.54	1.67	3.66	1.85
12/22/2019 9:45	1.56	1.59	1.62	1.55	1.66	3.82	1.85
12/22/2019 10:00	1.57	1.58	1.67	1.55	1.66	4.52	1.85
12/22/2019 10:15	1.57	1.58	1.64	1.55	1.67	4.49	1.86
12/22/2019 10:30	1.57	1.58	1.64	1.53	1.67	4.78	1.86
12/22/2019 10:45	1.57	1.58	1.63	1.56	1.67	5.68	1.85
12/22/2019 11:00	1.57	1.58	1.63	1.54	1.67	5.72	1.85
12/22/2019 11:15	1.57	1.58	1.61	1.54	1.67	5.7	1.85
12/22/2019 11:30	1.56	1.58	1.62	1.55	1.67	5.77	1.85
12/22/2019 11:45	1.57	1.58	1.62	1.54	1.68	5.73	1.85
12/22/2019 12:00	1.56	1.57	1.63	1.56	1.68	5.75	1.85
12/22/2019 12:15	1.57	1.57	1.63	1.54	1.68	5.79	1.86
12/22/2019 12:30	1.57	1.57	1.65	1.57	1.68	5.77	1.86
12/22/2019 12:45	1.57	1.57	1.67	1.55	1.67	5.8	1.86
12/22/2019 13:00	1.56	1.57	1.66	1.55	1.66	5.78	1.86
12/22/2019 13:15	1.57	1.57	1.65	1.56	1.65	5.8	1.87
12/22/2019 13:30	1.57	1.56	1.65	1.57	1.65	5.8	1.87
12/22/2019 13:45	1.56	1.56	1.65	1.56	1.65	5.8	1.87
12/22/2019 14:00	1.57	1.56	1.65	1.58	1.65	5.85	1.88
12/22/2019 14:15	1.57	1.56	1.67	1.57	1.66	5.84	1.88
12/22/2019 14:30	1.57	1.57	1.65	1.58	1.66	5.78	1.88
12/22/2019 14:45	1.57	1.56	1.68	1.58	1.66	5.83	1.89
12/22/2019 15:00	1.57	1.56	1.65	1.58	1.67	5.83	1.89
12/22/2019 15:15	1.57	1.56	1.65	1.57	1.67	5.82	1.89
12/22/2019 15:30	1.57	1.57	1.64	1.57	1.67	5.82	1.88
12/22/2019 15:45	1.57	1.57	1.65	1.57	1.67	5.87	1.88
12/22/2019 16:00	1.57	1.57	1.65	1.58	1.66	5.82	1.88
12/22/2019 16:15	1.57	1.57	1.66	1.59	1.67	5.83	1.89
12/22/2019 16:30	1.57	1.57	1.7	1.58	1.67	5.83	2.17
12/22/2019 16:45	1.56	1.57	1.73	1.59	1.67	5.81	5.42
12/22/2019 17:00	1.57	1.57	1.7	1.6	1.67	5.84	7.24
12/22/2019 17:15	1.57	1.57	1.69	1.6	1.67	5.85	7.51

Date Time	K-Plant						
	K-Plant Intake #1 °C	K-Plant Intake #2 °C	EMD Plant Intake °C	Cat Plant Intake °C	K-Plant Discharge °C	EMD Plant Discharge °C	Cat Plant Discharge °C
12/22/2019 17:30	1.57	1.57	1.68	1.58	1.67	5.87	7.63
12/22/2019 17:45	1.57	1.57	1.68	1.58	1.67	5.86	7.61
12/22/2019 18:00	1.57	1.57	1.66	1.59	1.67	5.85	7.63
12/22/2019 18:15	1.57	1.57	1.69	1.59	1.67	5.81	8.22
12/22/2019 18:30	1.57	1.57	1.7	1.6	1.68	5.87	8.36
12/22/2019 18:45	1.57	1.57	1.68	1.59	1.68	5.88	8.39
12/22/2019 19:00	1.57	1.57	1.7	1.58	1.68	5.87	8.39
12/22/2019 19:15	1.57	1.57	1.68	1.59	1.68	5.83	8.38
12/22/2019 19:30	1.57	1.57	1.66	1.57	1.68	5.84	8.4
12/22/2019 19:45	1.57	1.57	1.65	1.54	1.68	5.83	8.39
12/22/2019 20:00	1.57	1.57	1.66	1.56	1.68	5.84	8.39
12/22/2019 20:15	1.57	1.57	1.66	1.56	1.68	5.82	8.35
12/22/2019 20:30	1.57	1.57	1.68	1.56	1.68	5.87	4.81
12/22/2019 20:45	1.57	1.57	1.66	1.56	1.68	5.28	3.44
12/22/2019 21:00	1.57	1.57	1.71	1.58	1.67	5.23	1.88
12/22/2019 21:15	1.57	1.57	1.71	1.57	1.67	5.22	1.9
12/22/2019 21:30	1.57	1.57	1.7	1.57	1.67	5.19	1.88
12/22/2019 21:45	1.57	1.57	1.7	1.56	1.67	5.19	1.88
12/22/2019 22:00	1.57	1.57	1.72	1.56	1.67	5.18	1.88
12/22/2019 22:15	1.57	1.57	1.72	1.57	1.67	5.2	1.88
12/22/2019 22:30	1.57	1.57	1.74	1.55	1.66	5.19	1.88
12/22/2019 22:45	1.57	1.57	1.7	1.56	1.66	5.21	1.88
12/22/2019 23:00	1.57	1.57	1.68	1.56	1.66	5.17	1.88
12/22/2019 23:15	1.57	1.57	1.71	1.58	1.66	5.22	1.88
12/22/2019 23:30	1.57	1.57	1.71	1.55	1.66	5.22	1.88
12/22/2019 23:45	1.57	1.57	1.71	1.56	1.67	2.48	1.88
12/23/2019 0:00	1.57	1.57	1.81	1.57	1.67	1.87	1.87
12/23/2019 0:15	1.57	1.57	1.78	1.56	1.68	1.82	1.87
12/23/2019 0:30	1.57	1.57	1.77	1.55	1.68	1.82	1.86
12/23/2019 0:45	1.57	1.57	1.69	1.56	1.69	1.79	1.86
12/23/2019 1:00	1.57	1.57	1.72	1.54	1.69	1.78	1.85
12/23/2019 1:15	1.57	1.57	1.7	1.54	1.69	1.8	1.84
12/23/2019 1:30	1.57	1.57	1.67	1.56	1.68	1.8	1.84
12/23/2019 1:45	1.57	1.57	1.71	1.58	1.68	1.79	1.84
12/23/2019 2:00	1.57	1.57	1.7	1.59	1.67	1.78	1.86
12/23/2019 2:15	1.57	1.57	1.73	1.57	1.66	1.8	1.87
12/23/2019 2:30	1.57	1.57	1.73	1.59	1.66	1.81	1.87
12/23/2019 2:45	1.57	1.57	1.68	1.59	1.65	1.79	1.87
12/23/2019 3:00	1.57	1.57	1.68	1.57	1.66	1.78	1.88
12/23/2019 3:15	1.57	1.57	1.7	1.63	1.66	1.8	1.87
12/23/2019 3:30	1.57	1.57	1.67	1.64	1.66	1.78	1.89
12/23/2019 3:45	1.57	1.56	1.69	1.63	1.67	1.8	1.89
12/23/2019 4:00	1.57	1.56	1.7	1.63	1.66	1.79	1.9
12/23/2019 4:15	1.58	1.57	1.7	1.63	1.66	1.8	1.89



Date Time	K-Plant						
	K-Plant Intake #1 °C	K-Plant Intake #2 °C	EMD Plant Intake °C	Cat Plant Intake °C	K-Plant Discharge °C	EMD Plant Discharge °C	Cat Plant Discharge °C
12/23/2019 4:30	1.58	1.58	1.71	1.62	1.66	1.79	1.9
12/23/2019 4:45	1.57	1.59	1.69	1.64	1.66	1.79	1.9
12/23/2019 5:00	1.57	1.59	1.69	1.62	1.66	1.79	1.91
12/23/2019 5:15	1.57	1.59	1.68	1.63	1.66	1.78	1.9
12/23/2019 5:30	1.56	1.6	1.66	1.61	1.66	1.76	1.9
12/23/2019 5:45	1.56	1.59	1.65	1.59	1.67	1.76	1.9
12/23/2019 6:00	1.56	1.59	1.65	1.58	1.67	1.73	1.89
12/23/2019 6:15	1.56	1.58	1.64	1.58	1.67	1.74	1.88
12/23/2019 6:30	1.56	1.58	1.64	1.54	1.67	1.74	1.87
12/23/2019 6:45	1.56	1.58	1.64	1.54	1.67	1.73	1.86
12/23/2019 7:00	1.57	1.58	1.63	1.55	1.67	1.73	1.86
12/23/2019 7:15	1.57	1.58	1.62	1.53	1.67	1.73	1.85
12/23/2019 7:30	1.55	1.58	1.63	1.54	1.67	1.73	1.85
12/23/2019 7:45	1.57	1.57	1.62	1.57	1.67	1.73	1.85
12/23/2019 8:00	1.56	1.57	1.66	1.6	1.66	2.11	1.86
12/23/2019 8:15	1.56	1.57	1.66	1.62	1.67	3.51	1.88
12/23/2019 8:30	1.56	1.57	1.66	1.61	1.67	3.63	1.9
12/23/2019 8:45	1.56	1.57	1.66	1.6	1.67	3.69	1.91
12/23/2019 9:00	1.55	1.58	1.63	1.59	1.67	5.23	1.91
12/23/2019 9:15	1.57	1.58	1.61	1.59	1.67	5.66	1.91
12/23/2019 9:30	1.55	1.57	1.62	1.59	1.67	5.73	1.91
12/23/2019 9:45	1.55	1.58	1.65	1.59	1.67	5.79	1.92
12/23/2019 10:00	1.57	1.57	1.66	1.59	1.67	5.81	1.92
12/23/2019 10:15	1.56	1.57	1.66	1.59	1.67	5.8	1.92
12/23/2019 10:30	1.57	1.58	1.64	1.58	1.67	5.79	1.92
12/23/2019 10:45	1.57	1.58	1.64	1.56	1.67	5.8	1.91
12/23/2019 11:00	1.57	1.58	1.64	1.56	1.67	5.81	1.91
12/23/2019 11:15	1.57	1.58	1.63	1.56	1.68	5.84	1.91
12/23/2019 11:30	1.58	1.58	1.63	1.56	1.68	5.8	1.9
12/23/2019 11:45	1.58	1.58	1.65	1.56	1.68	5.84	1.91
12/23/2019 12:00	1.57	1.58	1.67	1.51	1.68	5.85	1.9
12/23/2019 12:15	1.57	1.58	1.65	1.57	1.68	5.84	1.9
12/23/2019 12:30	1.57	1.58	1.64	1.58	1.68	5.83	1.91
12/23/2019 12:45	1.57	1.58	1.66	1.58	1.68	5.85	1.92
12/23/2019 13:00	1.57	1.57	1.64	1.56	1.68	5.84	1.92
12/23/2019 13:15	1.57	1.57	1.64	1.55	1.68	5.85	1.91
12/23/2019 13:30	1.57	1.57	1.62	1.53	1.68	5.86	1.9
12/23/2019 13:45	1.57	1.57	1.62	1.54	1.68	5.84	1.9
12/23/2019 14:00	1.57	1.57	1.64	1.54	1.68	5.87	1.89
12/23/2019 14:15	1.57	1.57	1.67	1.54	1.68	5.89	1.89
12/23/2019 14:30	1.58	1.57	1.68	1.54	1.69	5.88	1.89
12/23/2019 14:45	1.58	1.57	1.7	1.54	1.68	5.93	1.88
12/23/2019 15:00	1.58	1.57	1.72	1.51	1.68	5.93	1.87
12/23/2019 15:15	1.58	1.57	1.73	1.54	1.68	6.17	1.88

Date Time	K-Plant						
	K-Plant Intake #1 °C	K-Plant Intake #2 °C	EMD Plant Intake °C	Cat Plant Intake °C	K-Plant Discharge °C	EMD Plant Discharge °C	Cat Plant Discharge °C
12/23/2019 15:30	1.57	1.58	1.72	1.55	1.67	6.05	1.87
12/23/2019 15:45	1.57	1.58	1.75	1.54	1.67	5.95	1.88
12/23/2019 16:00	1.57	1.58	1.74	1.55	1.66	5.93	1.89
12/23/2019 16:15	1.57	1.58	1.72	1.55	1.66	5.95	1.89
12/23/2019 16:30	1.58	1.58	1.76	1.55	1.67	5.89	1.89
12/23/2019 16:45	1.58	1.58	1.78	1.56	1.67	5.99	1.9
12/23/2019 17:00	1.57	1.57	1.79	1.58	1.67	5.93	1.91
12/23/2019 17:15	1.58	1.57	1.77	1.58	1.68	5.93	2.32
12/23/2019 17:30	1.58	1.57	1.76	1.6	1.68	5.94	4.89
12/23/2019 17:45	1.57	1.57	1.73	1.64	1.68	5.97	6.93
12/23/2019 18:00	1.57	1.57	1.72	1.57	1.68	6	8.72
12/23/2019 18:15	1.57	1.57	1.77	1.59	1.68	6.02	8.58
12/23/2019 18:30	1.57	1.57	1.76	1.58	1.68	6.03	8.4
12/23/2019 18:45	1.57	1.57	1.75	1.58	1.68	6.02	8.41
12/23/2019 19:00	1.57	1.57	1.72	1.59	1.69	5.95	8.44
12/23/2019 19:15	1.57	1.57	1.73	1.53	1.69	6.01	8.45
12/23/2019 19:30	1.57	1.57	1.7	1.58	1.69	5.99	8.43
12/23/2019 19:45	1.57	1.57	1.69	1.57	1.69	5.95	8.43
12/23/2019 20:00	1.57	1.57	1.67	1.59	1.69	6.04	6.13
12/23/2019 20:15	1.57	1.57	1.71	1.58	1.68	5.97	5.62
12/23/2019 20:30	1.57	1.57	1.68	1.57	1.68	5.94	4.58
12/23/2019 20:45	1.57	1.57	1.67	1.56	1.67	5.88	4.37
12/23/2019 21:00	1.57	1.57	1.68	1.58	1.67	5.5	4.32
12/23/2019 21:15	1.57	1.57	1.71	1.56	1.68	5.47	4.29
12/23/2019 21:30	1.58	1.58	1.69	1.57	1.68	5.46	4.29
12/23/2019 21:45	1.58	1.57	1.73	1.58	1.68	5.47	4.31
12/23/2019 22:00	1.58	1.57	1.67	1.58	1.68	5.47	3.49
12/23/2019 22:15	1.58	1.57	1.68	1.58	1.68	5.48	1.9
12/23/2019 22:30	1.58	1.58	1.68	1.57	1.68	5.46	1.93
12/23/2019 22:45	1.58	1.57	1.7	1.57	1.68	5.47	1.93
12/23/2019 23:00	1.58	1.57	1.72	1.56	1.69	5.39	1.92
12/23/2019 23:15	1.58	1.58	1.7	1.54	1.69	2.18	1.91
12/23/2019 23:30	1.58	1.58	1.69	1.55	1.69	1.81	1.9
12/23/2019 23:45	1.58	1.58	1.71	1.56	1.69	1.81	1.89
12/24/2019 0:00	1.58	1.58	1.74	1.55	1.69	1.82	1.89
12/24/2019 0:15	1.58	1.58	1.75	1.56	1.69	1.84	1.88
12/24/2019 0:30	1.58	1.58	1.74	1.55	1.68	1.84	1.89
12/24/2019 0:45	1.58	1.58	1.78	1.56	1.68	1.85	1.88
12/24/2019 1:00	1.58	1.58	1.73	1.55	1.68	1.84	1.89
12/24/2019 1:15	1.58	1.58	1.72	1.56	1.67	1.81	1.88
12/24/2019 1:30	1.58	1.58	1.7	1.55	1.67	1.82	1.88
12/24/2019 1:45	1.58	1.58	1.66	1.56	1.67	1.78	1.87
12/24/2019 2:00	1.58	1.58	1.65	1.56	1.67	1.77	1.88
12/24/2019 2:15	1.58	1.58	1.66	1.55	1.67	1.79	1.88

Date Time	K-Plant						
	K-Plant Intake #1 °C	K-Plant Intake #2 °C	EMD Plant Intake °C	Cat Plant Intake °C	K-Plant Discharge °C	EMD Plant Discharge °C	Cat Plant Discharge °C
12/24/2019 2:30	1.58	1.58	1.62	1.58	1.68	1.74	1.88
12/24/2019 2:45	1.58	1.58	1.62	1.55	1.67	1.74	1.89
12/24/2019 3:00	1.58	1.57	1.66	1.58	1.67	1.77	1.89
12/24/2019 3:15	1.58	1.57	1.7	1.62	1.67	1.82	1.9
12/24/2019 3:30	1.58	1.57	1.73	1.58	1.66	1.83	1.92
12/24/2019 3:45	1.59	1.57	1.69	1.6	1.66	1.83	1.92
12/24/2019 4:00	1.58	1.57	1.75	1.61	1.68	1.86	1.93
12/24/2019 4:15	1.58	1.57	1.73	1.63	1.68	1.84	1.93
12/24/2019 4:30	1.59	1.57	1.71	1.62	1.68	1.82	1.93
12/24/2019 4:45	1.58	1.57	1.69	1.58	1.68	1.8	1.93
12/24/2019 5:00	1.59	1.59	1.7	1.57	1.68	1.79	1.92
12/24/2019 5:15	1.58	1.58	1.69	1.56	1.67	1.79	1.91
12/24/2019 5:30	1.55	1.59	1.68	1.57	1.67	1.78	1.91
12/24/2019 5:45	1.56	1.59	1.67	1.56	1.67	1.77	1.91
12/24/2019 6:00	1.56	1.6	1.66	1.57	1.67	1.76	1.91
12/24/2019 6:15	1.56	1.59	1.65	1.58	1.68	1.75	1.9
12/24/2019 6:30	1.57	1.59	1.65	1.57	1.68	1.75	1.9
12/24/2019 6:45	1.57	1.58	1.65	1.57	1.68	1.75	1.9
12/24/2019 7:00	1.56	1.58	1.64	1.57	1.68	1.74	1.9
12/24/2019 7:15	1.57	1.58	1.64	1.58	1.68	1.71	1.9
12/24/2019 7:30	1.57	1.58	1.64	1.58	1.68	1.74	1.9
12/24/2019 7:45	1.57	1.57	1.63	1.58	1.69	1.74	1.9
12/24/2019 8:00	1.57	1.57	1.64	1.58	1.69	1.75	1.9
12/24/2019 8:15	1.55	1.58	1.66	1.61	1.68	1.76	1.9
12/24/2019 8:30	1.56	1.58	1.68	1.63	1.68	2.12	1.91
12/24/2019 8:45	1.55	1.58	1.72	1.6	1.68	3.59	1.93
12/24/2019 9:00	1.56	1.58	1.71	1.61	1.68	3.8	1.94
12/24/2019 9:15	1.56	1.58	1.71	1.61	1.68	3.84	1.95
12/24/2019 9:30	1.56	1.59	1.71	1.6	1.68	3.85	1.95
12/24/2019 9:45	1.54	1.59	1.7	1.62	1.68	4.24	1.96
12/24/2019 10:00	1.56	1.59	1.69	1.61	1.67	4.3	1.96
12/24/2019 10:15	1.56	1.58	1.69	1.61	1.67	4.36	1.96
12/24/2019 10:30	1.56	1.57	1.68	1.6	1.66	4.39	1.96
12/24/2019 10:45	1.56	1.58	1.67	1.59	1.67	5.95	1.95
12/24/2019 11:00	1.57	1.58	1.66	1.6	1.67	6.01	1.95
12/24/2019 11:15	1.56	1.58	1.67	1.59	1.67	6.05	1.96
12/24/2019 11:30	1.56	1.57	1.66	1.58	1.67	6.04	1.95
12/24/2019 11:45	1.56	1.57	1.65	1.58	1.67	6.05	1.95
12/24/2019 12:00	1.57	1.57	1.64	1.57	1.68	5.91	1.94
12/24/2019 12:15	1.57	1.57	1.64	1.57	1.68	6.05	1.94
12/24/2019 12:30	1.57	1.57	1.65	1.58	1.67	6.03	1.94
12/24/2019 12:45	1.57	1.57	1.66	1.59	1.67	6.01	1.94
12/24/2019 13:00	1.57	1.57	1.66	1.57	1.67	6	1.95
12/24/2019 13:15	1.57	1.57	1.65	1.56	1.66	5.98	1.94

Date Time	K-Plant						
	K-Plant Intake #1 °C	K-Plant Intake #2 °C	EMD Plant Intake °C	Cat Plant Intake °C	K-Plant Discharge °C	EMD Plant Discharge °C	Cat Plant Discharge °C
12/24/2019 13:30	1.57	1.57	1.64	1.56	1.67	5.96	1.93
12/24/2019 13:45	1.57	1.57	1.63	1.56	1.68	5.95	1.93
12/24/2019 14:00	1.57	1.57	1.68	1.57	1.68	5.98	1.93
12/24/2019 14:15	1.57	1.57	1.67	1.57	1.69	5.95	1.93
12/24/2019 14:30	1.57	1.57	1.67	1.56	1.69	6.01	1.93
12/24/2019 14:45	1.57	1.57	1.68	1.54	1.69	6.04	1.92
12/24/2019 15:00	1.57	1.57	1.67	1.58	1.69	5.99	1.92
12/24/2019 15:15	1.57	1.57	1.69	1.58	1.69	6.02	1.93
12/24/2019 15:30	1.57	1.57	1.77	1.58	1.7	6.05	1.93
12/24/2019 15:45	1.57	1.57	1.81	1.57	1.69	6.04	1.93
12/24/2019 16:00	1.58	1.57	1.75	1.58	1.69	6.09	1.93
12/24/2019 16:15	1.58	1.57	1.74	1.58	1.69	6.05	1.93
12/24/2019 16:30	1.57	1.57	1.79	1.58	1.69	6.06	1.94
12/24/2019 16:45	1.57	1.57	1.69	1.57	1.69	6.06	1.94
12/24/2019 17:00	1.57	1.57	1.72	1.57	1.69	6.93	1.93
12/24/2019 17:15	1.57	1.57	1.72	1.55	1.69	8.54	1.92
12/24/2019 17:30	1.57	1.57	1.73	1.53	1.68	9.81	1.91
12/24/2019 17:45	1.57	1.57	1.76	1.56	1.68	9.97	1.91
12/24/2019 18:00	1.57	1.57	1.77	1.53	1.68	10	1.9
12/24/2019 18:15	1.57	1.57	1.83	1.52	1.67	10.05	1.9
12/24/2019 18:30	1.57	1.58	1.8	1.53	1.67	10.04	1.89
12/24/2019 18:45	1.57	1.57	1.77	1.53	1.67	10.01	1.89
12/24/2019 19:00	1.57	1.57	1.77	1.53	1.67	9.99	1.9
12/24/2019 19:15	1.57	1.57	1.79	1.56	1.67	10.06	1.9
12/24/2019 19:30	1.57	1.57	1.77	1.55	1.67	10.06	1.9
12/24/2019 19:45	1.57	1.57	1.79	1.57	1.67	9.15	1.9
12/24/2019 20:00	1.58	1.57	1.74	1.58	1.67	6.02	1.91
12/24/2019 20:15	1.58	1.57	1.75	1.57	1.67	5.45	1.91
12/24/2019 20:30	1.57	1.57	1.77	1.6	1.68	5.46	1.91
12/24/2019 20:45	1.58	1.58	1.75	1.6	1.68	5.41	1.93
12/24/2019 21:00	1.58	1.58	1.71	1.6	1.68	5.37	1.92
12/24/2019 21:15	1.58	1.58	1.74	1.58	1.69	5.39	1.93
12/24/2019 21:30	1.58	1.58	1.72	1.6	1.69	5.36	1.93
12/24/2019 21:45	1.58	1.58	1.72	1.58	1.69	5.39	1.93
12/24/2019 22:00	1.58	1.58	1.73	1.6	1.7	5.31	1.92
12/24/2019 22:15	1.58	1.58	1.73	1.62	1.7	5.35	1.93
12/24/2019 22:30	1.59	1.58	1.72	1.59	1.7	5.36	1.94
12/24/2019 22:45	1.59	1.59	1.72	1.6	1.7	5.34	1.94
12/24/2019 23:00	1.59	1.59	1.7	1.6	1.7	2.95	1.93
12/24/2019 23:15	1.59	1.59	1.73	1.6	1.7	1.96	1.93
12/24/2019 23:30	1.59	1.59	1.74	1.6	1.7	1.87	1.93
12/24/2019 23:45	1.58	1.59	1.77	1.59	1.7	1.86	1.92
12/25/2019 0:00	1.59	1.59	1.73	1.6	1.7	1.86	1.92
12/25/2019 0:15	1.59	1.59	1.72	1.63	1.7	1.87	1.92

Date Time	K-Plant						
	K-Plant Intake #1 °C	K-Plant Intake #2 °C	EMD Plant Intake °C	Cat Plant Intake °C	K-Plant Discharge °C	EMD Plant Discharge °C	Cat Plant Discharge °C
12/25/2019 0:30	1.59	1.59	1.76	1.62	1.7	1.9	1.93
12/25/2019 0:45	1.59	1.59	1.79	1.62	1.7	1.91	1.93
12/25/2019 1:00	1.59	1.59	1.77	1.63	1.7	1.9	1.93
12/25/2019 1:15	1.59	1.59	1.7	1.6	1.7	1.88	1.93
12/25/2019 1:30	1.59	1.59	1.75	1.59	1.69	1.86	1.92
12/25/2019 1:45	1.59	1.59	1.71	1.56	1.69	1.86	1.91
12/25/2019 2:00	1.59	1.59	1.76	1.57	1.7	1.87	1.9
12/25/2019 2:15	1.6	1.59	1.72	1.57	1.69	1.86	1.9
12/25/2019 2:30	1.6	1.59	1.71	1.56	1.69	1.83	1.9
12/25/2019 2:45	1.59	1.59	1.71	1.58	1.7	1.82	1.9
12/25/2019 3:00	1.6	1.6	1.7	1.6	1.7	1.82	1.9
12/25/2019 3:15	1.59	1.61	1.7	1.6	1.7	1.81	1.9
12/25/2019 3:30	1.6	1.61	1.71	1.61	1.71	1.81	1.91
12/25/2019 3:45	1.61	1.61	1.71	1.61	1.71	1.8	1.91
12/25/2019 4:00	1.61	1.61	1.71	1.59	1.71	1.8	1.92
12/25/2019 4:15	1.61	1.6	1.7	1.6	1.7	1.8	1.91
12/25/2019 4:30	1.61	1.6	1.69	1.6	1.7	1.79	1.91
12/25/2019 4:45	1.61	1.6	1.68	1.6	1.69	1.79	1.91
12/25/2019 5:00	1.62	1.61	1.68	1.59	1.69	1.78	1.91
12/25/2019 5:15	1.61	1.61	1.66	1.59	1.7	1.77	1.91
12/25/2019 5:30	1.6	1.6	1.67	1.58	1.69	1.77	1.91
12/25/2019 5:45	1.59	1.59	1.65	1.58	1.69	1.76	1.9
12/25/2019 6:00	1.58	1.59	1.65	1.58	1.7	1.76	1.89
12/25/2019 6:15	1.58	1.59	1.65	1.56	1.7	1.75	1.89
12/25/2019 6:30	1.58	1.6	1.64	1.57	1.7	1.74	1.89
12/25/2019 6:45	1.58	1.59	1.63	1.57	1.7	1.74	1.89
12/25/2019 7:00	1.57	1.59	1.63	1.56	1.7	1.74	1.88
12/25/2019 7:15	1.58	1.58	1.63	1.53	1.7	1.74	1.87
12/25/2019 7:30	1.57	1.57	1.62	1.54	1.7	1.74	1.86
12/25/2019 7:45	1.57	1.56	1.61	1.57	1.7	1.74	1.87
12/25/2019 8:00	1.57	1.56	1.68	1.54	1.7	1.76	1.88
12/25/2019 8:15	1.57	1.57	1.67	1.55	1.7	1.75	1.87
12/25/2019 8:30	1.57	1.57	1.67	1.56	1.7	1.76	1.87
12/25/2019 8:45	1.57	1.57	1.66	1.6	1.7	1.76	1.88
12/25/2019 9:00	1.57	1.57	1.66	1.6	1.69	1.77	1.9
12/25/2019 9:15	1.57	1.57	1.66	1.6	1.69	1.76	1.91
12/25/2019 9:30	1.57	1.58	1.66	1.57	1.68	1.77	1.91
12/25/2019 9:45	1.56	1.58	1.67	1.57	1.67	1.78	1.9
12/25/2019 10:00	1.56	1.58	1.67	1.6	1.67	1.78	1.9
12/25/2019 10:15	1.56	1.58	1.67	1.61	1.67	1.77	1.91
12/25/2019 10:30	1.56	1.57	1.67	1.62	1.67	1.78	1.92
12/25/2019 10:45	1.56	1.57	1.67	1.6	1.66	2.1	1.91
12/25/2019 11:00	1.56	1.57	1.66	1.58	1.67	5.63	1.91
12/25/2019 11:15	1.57	1.57	1.67	1.6	1.66	5.96	1.92

Date Time	K-Plant						
	K-Plant Intake #1 °C	K-Plant Intake #2 °C	EMD Plant Intake °C	Cat Plant Intake °C	K-Plant Discharge °C	EMD Plant Discharge °C	Cat Plant Discharge °C
12/25/2019 11:30	1.57	1.57	1.66	1.58	1.67	6.05	1.93
12/25/2019 11:45	1.56	1.57	1.66	1.59	1.67	5.99	1.93
12/25/2019 12:00	1.56	1.57	1.65	1.56	1.67	6.02	1.93
12/25/2019 12:15	1.56	1.56	1.64	1.56	1.67	6.01	1.93
12/25/2019 12:30	1.56	1.56	1.64	1.55	1.67	6.04	1.92
12/25/2019 12:45	1.56	1.56	1.66	1.56	1.67	6.06	1.92
12/25/2019 13:00	1.56	1.56	1.67	1.56	1.68	6.08	1.92
12/25/2019 13:15	1.56	1.56	1.63	1.55	1.67	6.01	1.92
12/25/2019 13:30	1.57	1.56	1.63	1.55	1.68	6.07	1.91
12/25/2019 13:45	1.57	1.56	1.68	1.57	1.68	6.08	1.92
12/25/2019 14:00	1.56	1.56	1.66	1.56	1.68	6.04	1.92
12/25/2019 14:15	1.57	1.56	1.68	1.57	1.68	6.02	1.92
12/25/2019 14:30	1.57	1.56	1.67	1.59	1.68	5.99	1.94
12/25/2019 14:45	1.57	1.56	1.64	1.57	1.68	5.94	1.94
12/25/2019 15:00	1.57	1.56	1.66	1.58	1.67	6.01	1.93
12/25/2019 15:15	1.57	1.56	1.66	1.58	1.67	6.05	1.94
12/25/2019 15:30	1.57	1.57	1.64	1.57	1.67	6.05	1.94
12/25/2019 15:45	1.57	1.56	1.63	1.55	1.68	6.04	1.93
12/25/2019 16:00	1.57	1.57	1.63	1.56	1.68	6.06	1.92
12/25/2019 16:15	1.57	1.57	1.69	1.54	1.68	6.07	1.92
12/25/2019 16:30	1.57	1.57	1.68	1.54	1.69	6.06	1.91
12/25/2019 16:45	1.57	1.57	1.75	1.55	1.69	6.1	1.91
12/25/2019 17:00	1.57	1.57	1.78	1.55	1.68	6.08	1.91
12/25/2019 17:15	1.57	1.57	1.81	1.58	1.68	6.65	1.91
12/25/2019 17:30	1.57	1.57	1.8	1.6	1.68	10.08	1.92
12/25/2019 17:45	1.57	1.57	1.78	1.55	1.68	10.48	1.93
12/25/2019 18:00	1.57	1.57	1.77	1.6	1.67	10.42	1.92
12/25/2019 18:15	1.57	1.57	1.77	1.55	1.67	10.46	1.94
12/25/2019 18:30	1.57	1.57	1.77	1.6	1.67	10.48	1.93
12/25/2019 18:45	1.57	1.57	1.75	1.57	1.67	7.12	1.93
12/25/2019 19:00	1.57	1.57	1.72	1.59	1.67	6.23	1.94
12/25/2019 19:15	1.57	1.57	1.7	1.58	1.66	5.98	1.94
12/25/2019 19:30	1.57	1.57	1.68	1.59	1.66	5.96	1.94
12/25/2019 19:45	1.57	1.57	1.68	1.59	1.67	6	1.94
12/25/2019 20:00	1.57	1.57	1.66	1.57	1.68	5.98	1.94
12/25/2019 20:15	1.57	1.57	1.66	1.57	1.68	5.97	1.93
12/25/2019 20:30	1.57	1.57	1.65	1.58	1.69	5.95	1.93
12/25/2019 20:45	1.57	1.57	1.65	1.58	1.69	5.96	1.93
12/25/2019 21:00	1.57	1.57	1.68	1.57	1.69	5.74	1.93
12/25/2019 21:15	1.57	1.57	1.65	1.58	1.68	3.68	1.93
12/25/2019 21:30	1.57	1.57	1.68	1.59	1.68	2.09	1.92
12/25/2019 21:45	1.58	1.57	1.72	1.58	1.68	1.85	1.92
12/25/2019 22:00	1.58	1.57	1.72	1.59	1.68	1.85	1.92
12/25/2019 22:15	1.58	1.57	1.72	1.6	1.68	1.85	1.92

Date Time	K-Plant						
	K-Plant Intake #1 °C	K-Plant Intake #2 °C	EMD Plant Intake °C	Cat Plant Intake °C	K-Plant Discharge °C	EMD Plant Discharge °C	Cat Plant Discharge °C
12/25/2019 22:30	1.58	1.57	1.71	1.61	1.69	1.84	1.91
12/25/2019 22:45	1.58	1.58	1.71	1.59	1.7	1.85	1.91
12/25/2019 23:00	1.58	1.58	1.69	1.61	1.7	1.83	1.91
12/25/2019 23:15	1.58	1.58	1.7	1.6	1.7	1.85	1.92
12/25/2019 23:30	1.58	1.58	1.73	1.6	1.69	1.86	1.92
12/25/2019 23:45	1.58	1.58	1.74	1.57	1.68	1.87	1.91
12/26/2019 0:00	1.58	1.58	1.74	1.58	1.67	1.89	1.91
12/26/2019 0:15	1.58	1.58	1.76	1.61	1.67	1.88	1.9
12/26/2019 0:30	1.58	1.58	1.78	1.59	1.67	1.89	1.91
12/26/2019 0:45	1.58	1.58	1.76	1.61	1.67	1.89	1.9
12/26/2019 1:00	1.58	1.58	1.77	1.61	1.68	1.89	1.91
12/26/2019 1:15	1.58	1.58	1.75	1.61	1.68	1.87	1.91
12/26/2019 1:30	1.58	1.58	1.75	1.6	1.68	1.87	1.91
12/26/2019 1:45	1.58	1.58	1.72	1.6	1.68	1.84	1.91
12/26/2019 2:00	1.58	1.58	1.7	1.6	1.69	1.82	1.91
12/26/2019 2:15	1.59	1.58	1.69	1.6	1.69	1.81	1.9
12/26/2019 2:30	1.59	1.58	1.71	1.59	1.69	1.8	1.9
12/26/2019 2:45	1.59	1.58	1.7	1.61	1.69	1.8	1.9
12/26/2019 3:00	1.59	1.58	1.71	1.6	1.7	1.8	1.91
12/26/2019 3:15	1.59	1.57	1.69	1.61	1.69	1.79	1.9
12/26/2019 3:30	1.58	1.57	1.68	1.61	1.69	1.78	1.91
12/26/2019 3:45	1.58	1.56	1.67	1.58	1.7	1.78	1.9
12/26/2019 4:00	1.59	1.57	1.66	1.59	1.7	1.77	1.9
12/26/2019 4:15	1.58	1.57	1.67	1.56	1.69	1.77	1.89
12/26/2019 4:30	1.57	1.57	1.66	1.56	1.69	1.77	1.89
12/26/2019 4:45	1.57	1.59	1.66	1.58	1.69	1.76	1.89
12/26/2019 5:00	1.58	1.6	1.65	1.55	1.69	1.76	1.89
12/26/2019 5:15	1.58	1.59	1.68	1.55	1.69	1.77	1.88
12/26/2019 5:30	1.56	1.59	1.66	1.57	1.69	1.75	1.88
12/26/2019 5:45	1.57	1.6	1.63	1.54	1.69	1.74	1.88
12/26/2019 6:00	1.56	1.61	1.63	1.54	1.69	1.74	1.87
12/26/2019 6:15	1.56	1.62	1.62	1.54	1.68	1.73	1.87
12/26/2019 6:30	1.56	1.61	1.61	1.55	1.68	1.72	1.87
12/26/2019 6:45	1.57	1.59	1.63	1.56	1.68	1.73	1.87
12/26/2019 7:00	1.56	1.56	1.64	1.58	1.67	1.75	1.88
12/26/2019 7:15	1.56	1.56	1.67	1.58	1.67	1.76	1.88
12/26/2019 7:30	1.57	1.56	1.65	1.6	1.67	1.75	1.89
12/26/2019 7:45	1.57	1.55	1.66	1.6	1.68	1.76	1.9
12/26/2019 8:00	1.58	1.55	1.68	1.59	1.68	1.78	1.9
12/26/2019 8:15	1.57	1.55	1.65	1.61	1.68	1.78	1.9
12/26/2019 8:30	1.57	1.57	1.64	1.61	1.67	1.77	1.9
12/26/2019 8:45	1.58	1.57	1.65	1.57	1.68	1.77	1.91
12/26/2019 9:00	1.57	1.57	1.64	1.59	1.68	1.76	1.89
12/26/2019 9:15	1.57	1.56	1.64	1.58	1.68	1.74	1.9

Date Time	K-Plant						
	K-Plant Intake #1 °C	K-Plant Intake #2 °C	EMD Plant Intake °C	Cat Plant Intake °C	K-Plant Discharge °C	EMD Plant Discharge °C	Cat Plant Discharge °C
12/26/2019 9:30	1.55	1.56	1.65	1.58	1.68	1.76	1.89
12/26/2019 9:45	1.55	1.57	1.65	1.62	1.67	1.75	1.89
12/26/2019 10:00	1.55	1.57	1.65	1.58	1.67	1.76	1.9
12/26/2019 10:15	1.55	1.57	1.68	1.61	1.67	1.79	1.89
12/26/2019 10:30	1.55	1.57	1.69	1.59	1.67	4.95	1.9
12/26/2019 10:45	1.55	1.57	1.68	1.61	1.67	5.75	1.9
12/26/2019 11:00	1.56	1.57	1.67	1.59	1.67	5.9	1.91
12/26/2019 11:15	1.57	1.57	1.64	1.58	1.66	5.94	1.91
12/26/2019 11:30	1.56	1.57	1.62	1.56	1.66	5.96	1.92
12/26/2019 11:45	1.57	1.57	1.63	1.58	1.66	5.96	1.92
12/26/2019 12:00	1.56	1.57	1.67	1.59	1.66	6.01	1.92
12/26/2019 12:15	1.56	1.57	1.67	1.6	1.66	6.02	1.93
12/26/2019 12:30	1.56	1.57	1.66	1.58	1.66	6.01	1.94
12/26/2019 12:45	1.56	1.57	1.65	1.58	1.66	6.06	1.94
12/26/2019 13:00	1.57	1.58	1.65	1.57	1.67	6.03	1.93
12/26/2019 13:15	1.57	1.57	1.64	1.57	1.67	6.05	1.93
12/26/2019 13:30	1.57	1.57	1.65	1.57	1.67	6.06	1.93
12/26/2019 13:45	1.56	1.57	1.65	1.58	1.68	5.99	1.93
12/26/2019 14:00	1.57	1.56	1.64	1.58	1.68	6.05	1.93
12/26/2019 14:15	1.56	1.56	1.63	1.57	1.68	5.98	1.93
12/26/2019 14:30	1.57	1.56	1.63	1.56	1.68	6.03	1.93
12/26/2019 14:45	1.57	1.56	1.63	1.56	1.68	5.98	1.92
12/26/2019 15:00	1.56	1.56	1.65	1.56	1.68	6.07	1.92
12/26/2019 15:15	1.56	1.56	1.68	1.58	1.67	6.03	1.93
12/26/2019 15:30	1.56	1.56	1.65	1.57	1.67	5.99	1.93
12/26/2019 15:45	1.56	1.56	1.66	1.57	1.67	6.03	1.94
12/26/2019 16:00	1.56	1.56	1.65	1.55	1.68	6.01	1.93
12/26/2019 16:15	1.56	1.56	1.64	1.56	1.68	6.01	1.92
12/26/2019 16:30	1.56	1.56	1.63	1.56	1.68	6.05	1.92
12/26/2019 16:45	1.56	1.56	1.65	1.56	1.68	6	1.92
12/26/2019 17:00	1.56	1.56	1.73	1.55	1.68	6.01	1.92
12/26/2019 17:15	1.56	1.56	1.76	1.57	1.68	6.13	1.92
12/26/2019 17:30	1.56	1.56	1.73	1.55	1.68	6.09	1.93
12/26/2019 17:45	1.56	1.56	1.74	1.59	1.67	6.14	1.93
12/26/2019 18:00	1.56	1.56	1.73	1.59	1.67	6.08	1.93
12/26/2019 18:15	1.55	1.56	1.7	1.57	1.67	6.04	1.93
12/26/2019 18:30	1.56	1.56	1.68	1.6	1.66	6.04	1.93
12/26/2019 18:45	1.56	1.56	1.69	1.56	1.67	6.1	1.94
12/26/2019 19:00	1.56	1.56	1.67	1.59	1.67	6.07	1.94
12/26/2019 19:15	1.56	1.56	1.68	1.57	1.67	6.11	1.94
12/26/2019 19:30	1.56	1.56	1.66	1.58	1.68	6.08	1.94
12/26/2019 19:45	1.56	1.56	1.66	1.58	1.68	6.03	1.94
12/26/2019 20:00	1.56	1.56	1.66	1.58	1.68	6.02	1.94
12/26/2019 20:15	1.56	1.56	1.66	1.57	1.68	6.03	1.94



Date Time	K-Plant						
	K-Plant Intake #1 °C	K-Plant Intake #2 °C	EMD Plant Intake °C	Cat Plant Intake °C	K-Plant Discharge °C	EMD Plant Discharge °C	Cat Plant Discharge °C
12/26/2019 20:30	1.56	1.56	1.66	1.58	1.68	6.02	1.94
12/26/2019 20:45	1.56	1.56	1.67	1.59	1.69	6.04	1.94
12/26/2019 21:00	1.56	1.56	1.71	1.6	1.69	6.02	1.94
12/26/2019 21:15	1.56	1.56	1.72	1.59	1.69	6.04	1.95
12/26/2019 21:30	1.56	1.56	1.71	1.6	1.69	6.05	1.95
12/26/2019 21:45	1.56	1.56	1.71	1.59	1.69	6.04	1.95
12/26/2019 22:00	1.57	1.56	1.75	1.6	1.69	4.02	1.95
12/26/2019 22:15	1.57	1.57	1.75	1.6	1.69	4.25	1.95
12/26/2019 22:30	1.57	1.57	1.73	1.61	1.69	3.84	1.96
12/26/2019 22:45	1.57	1.57	1.74	1.63	1.69	3.84	1.96
12/26/2019 23:00	1.57	1.57	1.74	1.63	1.7	3.9	1.97
12/26/2019 23:15	1.57	1.57	1.73	1.64	1.7	2.19	1.97
12/26/2019 23:30	1.57	1.57	1.73	1.66	1.7	1.84	1.98
12/26/2019 23:45	1.57	1.57	1.71	1.65	1.7	1.83	1.98
12/27/2019 0:00	1.57	1.57	1.72	1.62	1.7	1.81	1.97
12/27/2019 0:15	1.57	1.57	1.72	1.57	1.69	1.83	1.95
12/27/2019 0:30	1.57	1.57	1.71	1.6	1.69	1.82	1.94
12/27/2019 0:45	1.57	1.57	1.71	1.63	1.69	1.82	1.94
12/27/2019 1:00	1.57	1.57	1.71	1.62	1.68	1.82	1.95
12/27/2019 1:15	1.57	1.57	1.71	1.58	1.68	1.82	1.95
12/27/2019 1:30	1.57	1.58	1.71	1.63	1.69	1.82	1.94
12/27/2019 1:45	1.56	1.57	1.7	1.63	1.68	1.81	1.95
12/27/2019 2:00	1.57	1.58	1.7	1.63	1.68	1.8	1.95
12/27/2019 2:15	1.56	1.58	1.7	1.61	1.68	1.8	1.96
12/27/2019 2:30	1.56	1.58	1.69	1.62	1.67	1.79	1.95
12/27/2019 2:45	1.57	1.59	1.71	1.61	1.68	1.81	1.94
12/27/2019 3:00	1.56	1.6	1.69	1.62	1.68	1.81	1.94
12/27/2019 3:15	1.56	1.61	1.69	1.62	1.68	1.81	1.95
12/27/2019 3:30	1.56	1.6	1.7	1.56	1.68	1.8	1.94
12/27/2019 3:45	1.55	1.59	1.69	1.6	1.68	1.79	1.92
12/27/2019 4:00	1.55	1.58	1.68	1.6	1.68	1.78	1.93
12/27/2019 4:15	1.55	1.58	1.68	1.6	1.67	1.78	1.93
12/27/2019 4:30	1.55	1.57	1.67	1.58	1.67	1.77	1.93
12/27/2019 4:45	1.55	1.57	1.66	1.57	1.67	1.77	1.92
12/27/2019 5:00	1.56	1.57	1.64	1.58	1.67	1.75	1.91
12/27/2019 5:15	1.56	1.57	1.64	1.58	1.67	1.74	1.92
12/27/2019 5:30	1.56	1.56	1.67	1.57	1.67	1.75	1.92
12/27/2019 5:45	1.55	1.57	1.66	1.55	1.67	1.76	1.91
12/27/2019 6:00	1.55	1.57	1.66	1.56	1.67	1.75	1.9
12/27/2019 6:15	1.55	1.57	1.63	1.54	1.67	1.73	1.9
12/27/2019 6:30	1.54	1.58	1.63	1.54	1.68	1.73	1.89
12/27/2019 6:45	1.54	1.58	1.66	1.55	1.67	1.77	1.89
12/27/2019 7:00	1.55	1.58	1.67	1.57	1.67	1.76	1.9
12/27/2019 7:15	1.54	1.58	1.65	1.53	1.66	1.75	1.9

Date Time	K-Plant						
	K-Plant Intake #1 °C	K-Plant Intake #2 °C	EMD Plant Intake °C	Cat Plant Intake °C	K-Plant Discharge °C	EMD Plant Discharge °C	Cat Plant Discharge °C
12/27/2019 7:30	1.55	1.58	1.64	1.54	1.67	1.74	1.89
12/27/2019 7:45	1.55	1.58	1.64	1.54	1.67	1.74	1.88
12/27/2019 8:00	1.55	1.58	1.63	1.55	1.67	1.72	1.88
12/27/2019 8:15	1.56	1.58	1.62	1.54	1.67	1.72	1.89
12/27/2019 8:30	1.56	1.58	1.62	1.56	1.68	1.72	1.88
12/27/2019 8:45	1.56	1.58	1.63	1.56	1.67	1.73	1.88
12/27/2019 9:00	1.55	1.58	1.62	1.54	1.67	1.74	1.88
12/27/2019 9:15	1.56	1.58	1.71	1.55	1.67	1.79	1.88
12/27/2019 9:30	1.57	1.57	1.72	1.57	1.68	1.84	1.88
12/27/2019 9:45	1.56	1.57	1.74	1.56	1.67	1.83	1.89
12/27/2019 10:00	1.56	1.57	1.75	1.58	1.68	1.83	1.9
12/27/2019 10:15	1.56	1.56	1.73	1.61	1.68	3.09	1.91
12/27/2019 10:30	1.56	1.56	1.7	1.59	1.68	3.96	1.92
12/27/2019 10:45	1.56	1.57	1.67	1.58	1.68	5.97	1.93
12/27/2019 11:00	1.56	1.57	1.66	1.58	1.68	6.06	1.93
12/27/2019 11:15	1.56	1.57	1.66	1.56	1.68	6.06	1.93
12/27/2019 11:30	1.57	1.57	1.65	1.57	1.68	6.06	1.93
12/27/2019 11:45	1.57	1.57	1.64	1.55	1.68	6.1	1.92
12/27/2019 12:00	1.57	1.57	1.64	1.57	1.67	6.09	2.09
12/27/2019 12:15	1.57	1.57	1.64	1.55	1.68	6.07	3.37
12/27/2019 12:30	1.57	1.57	1.63	1.54	1.68	6.12	5.04
12/27/2019 12:45	1.57	1.57	1.63	1.55	1.68	4.26	7.25
12/27/2019 13:00	1.57	1.57	1.65	1.54	1.68	2.1	8.78
12/27/2019 13:15	1.57	1.57	1.64	1.54	1.68	1.76	8.89
12/27/2019 13:30	1.57	1.57	1.67	1.53	1.68	1.76	8.85
12/27/2019 13:45	1.57	1.57	1.67	1.53	1.68	1.76	8.14
12/27/2019 14:00	1.57	1.57	1.62	1.54	1.68	1.74	8.92
12/27/2019 14:15	1.57	1.57	1.72	1.53	1.68	1.93	8.93
12/27/2019 14:30	1.57	1.57	1.71	1.54	1.69	2.05	8.3
12/27/2019 14:45	1.57	1.57	1.64	1.55	1.69	1.76	8.27
12/27/2019 15:00	1.57	1.57	1.63	1.55	1.69	1.75	8.23
12/27/2019 15:15	1.57	1.56	1.62	1.55	1.67	5.63	3.41
12/27/2019 15:30	1.56	1.56	1.63	1.53	1.67	5.78	1.91
12/27/2019 15:45	1.55	1.56	1.71	1.55	1.66	5.87	1.92
12/27/2019 16:00	1.55	1.56	1.7	1.55	1.66	5.88	1.91
12/27/2019 16:15	1.55	1.56	1.73	1.56	1.65	5.88	1.91
12/27/2019 16:30	1.55	1.55	1.75	1.56	1.65	5.93	1.91
12/27/2019 16:45	1.55	1.55	1.75	1.56	1.65	5.97	1.92
12/27/2019 17:00	1.55	1.55	1.78	1.57	1.66	6.01	1.92
12/27/2019 17:15	1.55	1.55	1.73	1.57	1.65	5.99	1.92
12/27/2019 17:30	1.55	1.55	1.82	1.57	1.66	7.62	1.92
12/27/2019 17:45	1.56	1.55	1.72	1.57	1.67	10.07	1.93
12/27/2019 18:00	1.56	1.56	1.77	1.56	1.67	10.18	1.92
12/27/2019 18:15	1.57	1.56	1.79	1.55	1.67	10.26	1.92

Date Time	K-Plant						
	K-Plant Intake #1 °C	K-Plant Intake #2 °C	EMD Plant Intake °C	Cat Plant Intake °C	K-Plant Discharge °C	EMD Plant Discharge °C	Cat Plant Discharge °C
12/27/2019 18:30	1.57	1.56	1.81	1.54	1.67	10.29	1.91
12/27/2019 18:45	1.57	1.57	1.83	1.53	1.67	10.33	1.9
12/27/2019 19:00	1.58	1.57	1.83	1.53	1.68	9.64	1.9
12/27/2019 19:15	1.58	1.57	1.79	1.52	1.68	6.94	1.89
12/27/2019 19:30	1.58	1.57	1.72	1.53	1.68	6.2	1.88
12/27/2019 19:45	1.58	1.58	1.7	1.54	1.68	6.1	1.88
12/27/2019 20:00	1.59	1.59	1.75	1.55	1.68	6.06	1.89
12/27/2019 20:15	1.6	1.6	1.73	1.54	1.69	6.11	1.89
12/27/2019 20:30	1.61	1.59	1.72	1.55	1.69	6.1	1.89
12/27/2019 20:45	1.61	1.6	1.72	1.55	1.68	6.03	1.9
12/27/2019 21:00	1.6	1.6	1.68	1.55	1.67	6.07	1.9
12/27/2019 21:15	1.6	1.6	1.68	1.55	1.67	6.09	1.9
12/27/2019 21:30	1.6	1.61	1.67	1.59	1.67	6.05	1.91
12/27/2019 21:45	1.6	1.61	1.66	1.57	1.67	6.05	1.92
12/27/2019 22:00	1.62	1.62	1.66	1.58	1.68	6.04	1.91
12/27/2019 22:15	1.61	1.62	1.65	1.59	1.69	5.94	1.92
12/27/2019 22:30	1.62	1.62	1.67	1.59	1.69	6.08	1.92
12/27/2019 22:45	1.62	1.62	1.68	1.6	1.7	6.04	1.94
12/27/2019 23:00	1.62	1.62	1.66	1.61	1.71	6.02	1.93
12/27/2019 23:15	1.62	1.63	1.65	1.6	1.72	6.01	1.93
12/27/2019 23:30	1.62	1.63	1.65	1.61	1.73	5.92	1.93
12/27/2019 23:45	1.62	1.63	1.65	1.61	1.73	3.99	1.94
12/28/2019 0:00	1.62	1.62	1.65	1.61	1.73	4.25	1.94
12/28/2019 0:15	1.62	1.62	1.65	1.6	1.74	4.22	1.93
12/28/2019 0:30	1.63	1.62	1.65	1.6	1.74	4.21	1.93
12/28/2019 0:45	1.63	1.62	1.64	1.57	1.74	3.22	1.93
12/28/2019 1:00	1.64	1.62	1.65	1.57	1.74	1.92	1.92
12/28/2019 1:15	1.64	1.62	1.66	1.56	1.74	1.77	1.91
12/28/2019 1:30	1.65	1.62	1.67	1.53	1.74	1.78	1.89
12/28/2019 1:45	1.64	1.62	1.67	1.55	1.74	1.79	1.88
12/28/2019 2:00	1.64	1.61	1.67	1.54	1.75	1.78	1.87
12/28/2019 2:15	1.64	1.62	1.67	1.55	1.75	1.77	1.87
12/28/2019 2:30	1.65	1.62	1.68	1.53	1.74	1.78	1.87
12/28/2019 2:45	1.65	1.63	1.66	1.52	1.74	1.78	1.86
12/28/2019 3:00	1.65	1.62	1.66	1.53	1.73	1.78	1.85
12/28/2019 3:15	1.65	1.62	1.69	1.57	1.72	1.78	1.85
12/28/2019 3:30	1.66	1.62	1.67	1.55	1.71	1.79	1.86
12/28/2019 3:45	1.66	1.62	1.66	1.57	1.7	1.78	1.85
12/28/2019 4:00	1.65	1.61	1.64	1.59	1.68	1.76	1.86
12/28/2019 4:15	1.65	1.61	1.64	1.59	1.67	1.75	1.87
12/28/2019 4:30	1.64	1.6	1.65	1.59	1.67	1.75	1.87
12/28/2019 4:45	1.62	1.6	1.65	1.57	1.67	1.76	1.87
12/28/2019 5:00	1.62	1.59	1.65	1.56	1.67	1.76	1.86
12/28/2019 5:15	1.62	1.58	1.66	1.55	1.67	1.76	1.86

Date Time	K-Plant						
	K-Plant Intake #1 °C	K-Plant Intake #2 °C	EMD Plant Intake °C	Cat Plant Intake °C	K-Plant Discharge °C	EMD Plant Discharge °C	Cat Plant Discharge °C
12/28/2019 5:30	1.6	1.57	1.65	1.56	1.67	1.74	1.86
12/28/2019 5:45	1.59	1.59	1.64	1.56	1.66	1.74	1.86
12/28/2019 6:00	1.58	1.59	1.65	1.57	1.67	1.76	1.86
12/28/2019 6:15	1.58	1.6	1.63	1.56	1.67	1.74	1.86
12/28/2019 6:30	1.58	1.59	1.63	1.58	1.68	1.74	1.86
12/28/2019 6:45	1.56	1.6	1.62	1.56	1.68	1.73	1.86
12/28/2019 7:00	1.56	1.62	1.63	1.57	1.68	1.74	1.85
12/28/2019 7:15	1.56	1.62	1.63	1.57	1.68	1.73	1.85
12/28/2019 7:30	1.59	1.62	1.63	1.53	1.67	1.73	1.85
12/28/2019 7:45	1.58	1.61	1.64	1.58	1.68	1.74	1.84
12/28/2019 8:00	1.58	1.59	1.66	1.58	1.67	1.75	1.86
12/28/2019 8:15	1.58	1.57	1.66	1.6	1.68	1.75	1.87
12/28/2019 8:30	1.58	1.57	1.7	1.6	1.68	1.77	1.88
12/28/2019 8:45	1.57	1.58	1.71	1.59	1.68	1.8	1.88
12/28/2019 9:00	1.57	1.58	1.66	1.55	1.67	1.77	1.87
12/28/2019 9:15	1.56	1.58	1.64	1.54	1.67	1.74	1.86
12/28/2019 9:30	1.56	1.58	1.64	1.56	1.67	1.76	1.85
12/28/2019 9:45	1.57	1.58	1.66	1.57	1.68	1.75	1.86
12/28/2019 10:00	1.57	1.58	1.64	1.58	1.67	1.74	1.86
12/28/2019 10:15	1.57	1.59	1.62	1.57	1.67	1.73	1.86
12/28/2019 10:30	1.57	1.59	1.62	1.57	1.67	1.72	1.86
12/28/2019 10:45	1.57	1.59	1.63	1.57	1.67	1.73	1.86
12/28/2019 11:00	1.57	1.58	1.65	1.58	1.66	1.75	1.86
12/28/2019 11:15	1.57	1.58	1.66	1.6	1.66	5.17	1.87
12/28/2019 11:30	1.56	1.58	1.65	1.58	1.65	5.58	1.88
12/28/2019 11:45	1.56	1.57	1.64	1.58	1.66	5.74	1.89
12/28/2019 12:00	1.55	1.57	1.64	1.57	1.66	5.78	1.9
12/28/2019 12:15	1.56	1.57	1.63	1.54	1.66	5.81	1.89
12/28/2019 12:30	1.56	1.57	1.62	1.54	1.66	5.8	1.88
12/28/2019 12:45	1.56	1.56	1.61	1.54	1.66	5.79	1.88
12/28/2019 13:00	1.56	1.57	1.61	1.55	1.66	5.81	1.89
12/28/2019 13:15	1.58	1.58	1.62	1.56	1.67	5.84	1.89
12/28/2019 13:30	1.58	1.58	1.62	1.55	1.67	5.84	1.89
12/28/2019 13:45	1.58	1.58	1.62	1.52	1.67	5.85	1.89
12/28/2019 14:00	1.57	1.58	1.63	1.53	1.67	5.83	1.88
12/28/2019 14:15	1.58	1.58	1.61	1.55	1.67	5.84	1.88
12/28/2019 14:30	1.57	1.58	1.64	1.55	1.68	5.87	1.89
12/28/2019 14:45	1.57	1.57	1.65	1.53	1.68	5.93	1.89
12/28/2019 15:00	1.56	1.57	1.64	1.53	1.69	5.93	1.88
12/28/2019 15:15	1.56	1.57	1.62	1.55	1.68	5.89	1.88
12/28/2019 15:30	1.56	1.57	1.62	1.53	1.68	5.9	1.89
12/28/2019 15:45	1.56	1.57	1.63	1.53	1.67	5.92	1.89
12/28/2019 16:00	1.56	1.57	1.63	1.53	1.67	5.92	1.88
12/28/2019 16:15	1.56	1.56	1.61	1.53	1.67	5.9	1.88

Date Time	K-Plant						
	K-Plant Intake #1 °C	K-Plant Intake #2 °C	EMD Plant Intake °C	Cat Plant Intake °C	K-Plant Discharge °C	EMD Plant Discharge °C	Cat Plant Discharge °C
12/28/2019 16:30	1.56	1.56	1.61	1.52	1.67	5.88	1.87
12/28/2019 16:45	1.56	1.56	1.65	1.52	1.67	5.93	1.87
12/28/2019 17:00	1.56	1.56	1.63	1.53	1.68	5.92	1.87
12/28/2019 17:15	1.56	1.56	1.66	1.52	1.68	5.96	1.87
12/28/2019 17:30	1.56	1.56	1.66	1.5	1.68	5.97	1.87
12/28/2019 17:45	1.56	1.56	1.71	1.52	1.67	6	1.87
12/28/2019 18:00	1.56	1.56	1.7	1.54	1.67	5.94	1.87
12/28/2019 18:15	1.56	1.56	1.71	1.54	1.67	6.01	1.88
12/28/2019 18:30	1.56	1.56	1.71	1.57	1.67	6.02	1.89
12/28/2019 18:45	1.56	1.56	1.71	1.56	1.66	6.03	1.9
12/28/2019 19:00	1.56	1.56	1.69	1.6	1.66	6.01	1.91
12/28/2019 19:15	1.56	1.56	1.67	1.59	1.66	6.01	1.92
12/28/2019 19:30	1.56	1.56	1.66	1.59	1.66	6.01	1.92
12/28/2019 19:45	1.56	1.56	1.65	1.57	1.66	5.99	1.92
12/28/2019 20:00	1.56	1.56	1.63	1.57	1.66	5.88	1.92
12/28/2019 20:15	1.56	1.56	1.66	1.58	1.67	5.99	1.92
12/28/2019 20:30	1.56	1.56	1.74	1.6	1.67	6.07	1.93
12/28/2019 20:45	1.56	1.56	1.77	1.62	1.68	6.1	1.94
12/28/2019 21:00	1.56	1.56	1.74	1.65	1.68	6.1	1.95
12/28/2019 21:15	1.55	1.56	1.73	1.64	1.68	6.07	1.96
12/28/2019 21:30	1.55	1.55	1.72	1.64	1.68	6.07	1.96
12/28/2019 21:45	1.54	1.55	1.68	1.62	1.68	5.93	1.95
12/28/2019 22:00	1.54	1.56	1.7	1.63	1.68	6.03	1.96
12/28/2019 22:15	1.54	1.56	1.67	1.61	1.68	5.97	1.96
12/28/2019 22:30	1.55	1.56	1.67	1.57	1.68	6.01	1.95
12/28/2019 22:45	1.55	1.55	1.71	1.59	1.67	6.02	1.94
12/28/2019 23:00	1.55	1.56	1.68	1.58	1.68	5.91	1.93
12/28/2019 23:15	1.55	1.56	1.66	1.58	1.68	4.56	1.93
12/28/2019 23:30	1.55	1.56	1.65	1.58	1.68	2.86	1.93
12/28/2019 23:45	1.55	1.56	1.65	1.58	1.67	1.96	1.93
12/29/2019 0:00	1.55	1.56	1.66	1.58	1.68	4.3	1.92
12/29/2019 0:15	1.55	1.56	1.67	1.58	1.68	5.38	1.91
12/29/2019 0:30	1.56	1.56	1.67	1.58	1.68	5.53	1.91
12/29/2019 0:45	1.56	1.56	1.67	1.58	1.68	5.49	1.9
12/29/2019 1:00	1.56	1.56	1.67	1.56	1.68	5.49	1.9
12/29/2019 1:15	1.56	1.56	1.67	1.57	1.68	4.85	1.9
12/29/2019 1:30	1.56	1.56	1.72	1.58	1.68	3.75	1.9
12/29/2019 1:45	1.56	1.56	1.7	1.6	1.68	2.38	1.9
12/29/2019 2:00	1.56	1.56	1.7	1.61	1.68	1.85	1.91
12/29/2019 2:15	1.56	1.56	1.7	1.6	1.69	1.84	1.91
12/29/2019 2:30	1.56	1.56	1.69	1.62	1.69	1.83	1.91
12/29/2019 2:45	1.57	1.56	1.68	1.61	1.69	1.84	1.92
12/29/2019 3:00	1.56	1.57	1.72	1.61	1.69	1.84	1.92
12/29/2019 3:15	1.57	1.57	1.7	1.59	1.69	1.83	1.91

Date Time	K-Plant						
	K-Plant Intake #1 °C	K-Plant Intake #2 °C	EMD Plant Intake °C	Cat Plant Intake °C	K-Plant Discharge °C	EMD Plant Discharge °C	Cat Plant Discharge °C
12/29/2019 3:30	1.57	1.57	1.67	1.6	1.69	1.82	1.91
12/29/2019 3:45	1.57	1.6	1.66	1.57	1.69	1.81	1.9
12/29/2019 4:00	1.57	1.61	1.65	1.57	1.69	1.79	1.89
12/29/2019 4:15	1.58	1.6	1.64	1.58	1.69	1.78	1.89
12/29/2019 4:30	1.59	1.59	1.64	1.57	1.68	1.77	1.89
12/29/2019 4:45	1.57	1.61	1.63	1.56	1.68	1.76	1.88
12/29/2019 5:00	1.57	1.61	1.63	1.56	1.68	1.76	1.88
12/29/2019 5:15	1.57	1.61	1.62	1.57	1.68	1.75	1.87
12/29/2019 5:30	1.56	1.6	1.62	1.57	1.67	1.75	1.87
12/29/2019 5:45	1.57	1.58	1.63	1.57	1.68	1.75	1.87
12/29/2019 6:00	1.58	1.56	1.63	1.56	1.67	1.77	1.87
12/29/2019 6:15	1.57	1.56	1.65	1.55	1.67	1.78	1.87
12/29/2019 6:30	1.57	1.55	1.64	1.55	1.67	1.78	1.86
12/29/2019 6:45	1.58	1.55	1.63	1.54	1.67	1.76	1.86
12/29/2019 7:00	1.58	1.57	1.61	1.53	1.67	1.74	1.85
12/29/2019 7:15	1.58	1.57	1.59	1.54	1.67	1.72	1.85
12/29/2019 7:30	1.58	1.57	1.59	1.53	1.67	1.71	1.85
12/29/2019 7:45	1.58	1.58	1.58	1.53	1.66	1.7	1.84
12/29/2019 8:00	1.58	1.59	1.6	1.53	1.65	1.71	1.83
12/29/2019 8:15	1.58	1.59	1.58	1.53	1.66	1.71	1.83
12/29/2019 8:30	1.58	1.6	1.67	1.54	1.67	1.75	1.84
12/29/2019 8:45	1.58	1.59	1.69	1.53	1.67	1.76	1.84
12/29/2019 9:00	1.57	1.59	1.69	1.52	1.67	1.76	1.84
12/29/2019 9:15	1.57	1.59	1.62	1.54	1.67	1.73	1.84
12/29/2019 9:30	1.58	1.59	1.61	1.54	1.68	1.73	1.84
12/29/2019 9:45	1.58	1.59	1.62	1.55	1.67	1.73	1.84
12/29/2019 10:00	1.58	1.58	1.63	1.56	1.66	1.74	1.85
12/29/2019 10:15	1.57	1.57	1.68	1.58	1.65	1.79	1.85
12/29/2019 10:30	1.57	1.58	1.7	1.56	1.65	1.8	1.86
12/29/2019 10:45	1.56	1.58	1.67	1.58	1.65	1.77	1.86
12/29/2019 11:00	1.56	1.57	1.65	1.59	1.64	1.75	1.86
12/29/2019 11:15	1.56	1.57	1.64	1.58	1.64	2.83	1.86
12/29/2019 11:30	1.55	1.58	1.64	1.56	1.65	3.95	1.87
12/29/2019 11:45	1.56	1.58	1.64	1.54	1.65	4.06	1.87
12/29/2019 12:00	1.57	1.58	1.63	1.57	1.65	5.16	1.87
12/29/2019 12:15	1.57	1.58	1.63	1.55	1.65	5.22	1.88
12/29/2019 12:30	1.57	1.58	1.63	1.56	1.66	5.27	1.88
12/29/2019 12:45	1.56	1.57	1.62	1.54	1.66	5.26	1.88
12/29/2019 13:00	1.55	1.57	1.61	1.55	1.66	5.33	1.88
12/29/2019 13:15	1.56	1.57	1.6	1.54	1.65	5.32	1.88
12/29/2019 13:30	1.56	1.57	1.62	1.56	1.65	5.34	1.88
12/29/2019 13:45	1.57	1.57	1.64	1.52	1.65	5.35	1.9
12/29/2019 14:00	1.57	1.57	1.69	1.56	1.66	5.42	1.9
12/29/2019 14:15	1.57	1.57	1.67	1.52	1.67	5.39	1.89

Date Time	K-Plant						
	K-Plant Intake #1 °C	K-Plant Intake #2 °C	EMD Plant Intake °C	Cat Plant Intake °C	K-Plant Discharge °C	EMD Plant Discharge °C	Cat Plant Discharge °C
12/29/2019 14:30	1.57	1.57	1.64	1.54	1.66	5.37	1.88
12/29/2019 14:45	1.57	1.57	1.61	1.54	1.67	5.35	1.87
12/29/2019 15:00	1.57	1.57	1.65	1.54	1.66	5.37	1.88
12/29/2019 15:15	1.57	1.57	1.67	1.54	1.67	5.39	1.88
12/29/2019 15:30	1.56	1.56	1.67	1.54	1.67	5.36	1.88
12/29/2019 15:45	1.55	1.56	1.65	1.51	1.67	5.35	1.87
12/29/2019 16:00	1.56	1.56	1.63	1.55	1.68	5.35	1.88
12/29/2019 16:15	1.56	1.56	1.63	1.53	1.67	5.35	1.87
12/29/2019 16:30	1.56	1.56	1.65	1.55	1.67	5.29	1.87
12/29/2019 16:45	1.56	1.56	1.63	1.57	1.67	5.34	1.87
12/29/2019 17:00	1.55	1.56	1.67	1.56	1.67	5.35	1.88
12/29/2019 17:15	1.55	1.56	1.7	1.56	1.67	5.35	1.88
12/29/2019 17:30	1.56	1.56	1.71	1.56	1.66	5.35	1.88
12/29/2019 17:45	1.56	1.56	1.73	1.57	1.67	5.39	1.88
12/29/2019 18:00	1.56	1.56	1.71	1.57	1.67	5.42	1.89
12/29/2019 18:15	1.56	1.56	1.68	1.58	1.67	5.35	1.9
12/29/2019 18:30	1.56	1.56	1.69	1.55	1.67	5.42	1.9
12/29/2019 18:45	1.56	1.56	1.74	1.56	1.67	5.4	1.89
12/29/2019 19:00	1.56	1.56	1.72	1.57	1.67	5.39	1.89
12/29/2019 19:15	1.56	1.56	1.71	1.56	1.66	5.42	1.89
12/29/2019 19:30	1.56	1.56	1.71	1.56	1.66	5.43	1.9
12/29/2019 19:45	1.56	1.55	1.65	1.57	1.66	5.34	1.9
12/29/2019 20:00	1.56	1.55	1.66	1.57	1.66	5.38	1.9
12/29/2019 20:15	1.55	1.56	1.66	1.57	1.66	5.37	1.9
12/29/2019 20:30	1.56	1.56	1.67	1.57	1.66	5.37	1.9
12/29/2019 20:45	1.56	1.55	1.72	1.57	1.67	5.42	1.89
12/29/2019 21:00	1.56	1.55	1.68	1.57	1.66	5.37	1.89
12/29/2019 21:15	1.56	1.55	1.69	1.57	1.66	5.38	1.9
12/29/2019 21:30	1.56	1.55	1.66	1.56	1.67	5.41	1.89
12/29/2019 21:45	1.56	1.55	1.73	1.56	1.67	5.44	1.9
12/29/2019 22:00	1.56	1.56	1.72	1.57	1.67	5.39	1.9
12/29/2019 22:15	1.56	1.56	1.69	1.6	1.67	5.38	1.9
12/29/2019 22:30	1.56	1.56	1.7	1.59	1.68	5.73	1.91
12/29/2019 22:45	1.56	1.56	1.69	1.55	1.68	5.77	1.91
12/29/2019 23:00	1.56	1.56	1.67	1.57	1.68	5.83	1.91
12/29/2019 23:15	1.56	1.56	1.69	1.57	1.68	5.83	1.91
12/29/2019 23:30	1.56	1.56	1.71	1.58	1.68	5.85	1.91
12/29/2019 23:45	1.56	1.56	1.69	1.59	1.68	5.82	1.92
12/30/2019 0:00	1.56	1.56	1.7	1.59	1.67	4.68	1.92
12/30/2019 0:15	1.56	1.56	1.71	1.59	1.66	3.88	1.92
12/30/2019 0:30	1.56	1.56	1.69	1.57	1.66	3.75	1.92
12/30/2019 0:45	1.56	1.56	1.69	1.6	1.66	2.28	1.92
12/30/2019 1:00	1.56	1.56	1.7	1.59	1.66	1.83	1.92
12/30/2019 1:15	1.56	1.56	1.68	1.6	1.67	1.8	1.91

Date Time	K-Plant						
	K-Plant Intake #1 °C	K-Plant Intake #2 °C	EMD Plant Intake °C	Cat Plant Intake °C	K-Plant Discharge °C	EMD Plant Discharge °C	Cat Plant Discharge °C
12/30/2019 1:30	1.56	1.56	1.67	1.58	1.67	1.8	1.91
12/30/2019 1:45	1.56	1.56	1.67	1.59	1.67	1.79	1.9
12/30/2019 2:00	1.56	1.56	1.68	1.58	1.67	1.8	1.9
12/30/2019 2:15	1.56	1.56	1.7	1.6	1.67	1.8	1.9
12/30/2019 2:30	1.56	1.56	1.7	1.59	1.66	1.81	1.9
12/30/2019 2:45	1.56	1.56	1.69	1.6	1.66	1.8	1.9
12/30/2019 3:00	1.56	1.56	1.68	1.58	1.66	1.8	1.9
12/30/2019 3:15	1.56	1.56	1.69	1.58	1.66	1.8	1.89
12/30/2019 3:30	1.56	1.57	1.69	1.55	1.66	1.8	1.89
12/30/2019 3:45	1.56	1.57	1.69	1.59	1.67	1.8	1.88
12/30/2019 4:00	1.56	1.57	1.69	1.58	1.67	1.8	1.88
12/30/2019 4:15	1.55	1.57	1.69	1.56	1.67	1.8	1.88
12/30/2019 4:30	1.56	1.58	1.7	1.59	1.67	1.8	1.88
12/30/2019 4:45	1.56	1.58	1.72	1.58	1.67	1.8	1.88
12/30/2019 5:00	1.56	1.58	1.71	1.59	1.67	1.8	1.88
12/30/2019 5:15	1.55	1.58	1.69	1.6	1.67	1.78	1.88
12/30/2019 5:30	1.55	1.58	1.67	1.59	1.66	1.77	1.89
12/30/2019 5:45	1.56	1.57	1.67	1.6	1.66	1.78	1.89
12/30/2019 6:00	1.56	1.56	1.68	1.59	1.66	1.78	1.89
12/30/2019 6:15	1.55	1.56	1.67	1.57	1.66	1.78	1.88
12/30/2019 6:30	1.54	1.57	1.66	1.58	1.66	1.77	1.87
12/30/2019 6:45	1.54	1.57	1.66	1.57	1.66	1.76	1.87
12/30/2019 7:00	1.55	1.57	1.65	1.58	1.65	1.75	1.87
12/30/2019 7:15	1.55	1.55	1.63	1.58	1.65	1.74	1.88
12/30/2019 7:30	1.55	1.55	1.64	1.56	1.64	1.74	1.87
12/30/2019 7:45	1.54	1.56	1.63	1.56	1.64	1.74	1.86
12/30/2019 8:00	1.54	1.57	1.63	1.55	1.64	1.73	1.86
12/30/2019 8:15	1.55	1.57	1.62	1.55	1.65	1.72	1.86
12/30/2019 8:30	1.55	1.57	1.61	1.55	1.65	1.71	1.85
12/30/2019 8:45	1.55	1.57	1.61	1.55	1.65	3.77	1.85
12/30/2019 9:00	1.54	1.56	1.61	1.55	1.65	5.13	1.86
12/30/2019 9:15	1.54	1.55	1.63	1.54	1.64	5.31	1.87
12/30/2019 9:30	1.54	1.55	1.63	1.55	1.64	5.37	1.87
12/30/2019 9:45	1.55	1.55	1.64	1.56	1.64	5.37	1.88
12/30/2019 10:00	1.55	1.55	1.67	1.56	1.64	5.44	1.89
12/30/2019 10:15	1.54	1.56	1.68	1.6	1.64	5.43	1.9
12/30/2019 10:30	1.54	1.56	1.65	1.59	1.64	5.41	1.92
12/30/2019 10:45	1.54	1.56	1.65	1.57	1.64	5.39	1.92
12/30/2019 11:00	1.55	1.57	1.66	1.55	1.64	5.43	1.92
12/30/2019 11:15	1.54	1.58	1.64	1.53	1.64	5.41	1.9
12/30/2019 11:30	1.53	1.57	1.63	1.53	1.65	5.39	1.9
12/30/2019 11:45	1.54	1.56	1.63	1.53	1.65	5.43	1.89
12/30/2019 12:00	1.54	1.56	1.63	1.55	1.65	5.49	1.89
12/30/2019 12:15	1.54	1.55	1.64	1.54	1.65	5.51	1.89



Date Time	K-Plant						
	K-Plant Intake #1 °C	K-Plant Intake #2 °C	EMD Plant Intake °C	Cat Plant Intake °C	K-Plant Discharge °C	EMD Plant Discharge °C	Cat Plant Discharge °C
12/30/2019 12:30	1.54	1.55	1.69	1.57	1.65	5.54	1.89
12/30/2019 12:45	1.54	1.55	1.66	1.58	1.65	5.56	1.91
12/30/2019 13:00	1.55	1.55	1.68	1.58	1.66	5.5	1.91
12/30/2019 13:15	1.55	1.55	1.68	1.56	1.66	5.5	1.92
12/30/2019 13:30	1.55	1.55	1.68	1.57	1.66	5.88	1.92
12/30/2019 13:45	1.54	1.55	1.68	1.56	1.67	6.08	1.91
12/30/2019 14:00	1.54	1.55	1.65	1.55	1.67	6.08	1.92
12/30/2019 14:15	1.55	1.55	1.67	1.54	1.67	6.07	1.91
12/30/2019 14:30	1.54	1.55	1.63	1.53	1.67	6.05	1.91
12/30/2019 14:45	1.55	1.55	1.65	1.55	1.67	6.08	1.9
12/30/2019 15:00	1.55	1.55	1.74	1.57	1.67	6.12	1.91
12/30/2019 15:15	1.55	1.55	1.78	1.63	1.67	6.09	1.94
12/30/2019 15:30	1.54	1.55	1.75	1.57	1.68	6.09	1.96
12/30/2019 15:45	1.54	1.55	1.72	1.56	1.67	5.43	1.95
12/30/2019 16:00	1.54	1.55	1.69	1.57	1.67	5.33	1.94
12/30/2019 16:15	1.54	1.55	1.67	1.57	1.67	5.35	1.94
12/30/2019 16:30	1.54	1.55	1.68	1.58	1.67	5.32	1.94
12/30/2019 16:45	1.55	1.55	1.68	1.57	1.67	5.28	1.94
12/30/2019 17:00	1.55	1.55	1.66	1.58	1.68	5.3	1.94
12/30/2019 17:15	1.55	1.55	1.67	1.58	1.67	5.29	1.94
12/30/2019 17:30	1.55	1.55	1.65	1.57	1.67	6.13	1.94
12/30/2019 17:45	1.55	1.55	1.66	1.57	1.67	5.38	1.94
12/30/2019 18:00	1.55	1.55	1.7	1.57	1.68	5.23	1.93
12/30/2019 18:15	1.55	1.55	1.72	1.58	1.68	5.3	1.94
12/30/2019 18:30	1.55	1.55	1.73	1.59	1.68	5.27	1.94
12/30/2019 18:45	1.55	1.55	1.73	1.59	1.68	5.35	1.95
12/30/2019 19:00	1.55	1.55	1.72	1.57	1.68	5.34	1.95
12/30/2019 19:15	1.55	1.55	1.68	1.56	1.68	5.35	1.94
12/30/2019 19:30	1.55	1.55	1.67	1.57	1.68	5.29	1.94
12/30/2019 19:45	1.55	1.55	1.66	1.57	1.68	5.29	1.94
12/30/2019 20:00	1.55	1.55	1.7	1.57	1.68	5.32	1.93
12/30/2019 20:15	1.55	1.55	1.67	1.57	1.68	5.84	1.93
12/30/2019 20:30	1.55	1.55	1.69	1.57	1.68	5.93	1.93
12/30/2019 20:45	1.55	1.55	1.73	1.58	1.68	6.06	1.94
12/30/2019 21:00	1.55	1.55	1.77	1.57	1.68	6.09	1.94
12/30/2019 21:15	1.55	1.55	1.74	1.58	1.67	6.03	1.94
12/30/2019 21:30	1.55	1.55	1.74	1.58	1.67	6.05	1.94
12/30/2019 21:45	1.55	1.55	1.7	1.58	1.68	6.01	1.95
12/30/2019 22:00	1.55	1.55	1.69	1.59	1.68	5.98	1.95
12/30/2019 22:15	1.56	1.56	1.67	1.58	1.68	6	1.94
12/30/2019 22:30	1.56	1.56	1.68	1.58	1.68	6.01	1.95
12/30/2019 22:45	1.55	1.56	1.68	1.56	1.68	6.03	1.95
12/30/2019 23:00	1.55	1.56	1.69	1.59	1.68	5.18	1.94
12/30/2019 23:15	1.55	1.55	1.67	1.62	1.67	4.76	1.95

Date Time	K-Plant						
	K-Plant Intake #1 °C	K-Plant Intake #2 °C	EMD Plant Intake °C	Cat Plant Intake °C	K-Plant Discharge °C	EMD Plant Discharge °C	Cat Plant Discharge °C
12/30/2019 23:30	1.56	1.55	1.67	1.62	1.67	4.27	1.95
12/30/2019 23:45	1.55	1.55	1.7	1.58	1.67	3.74	1.95
12/31/2019 0:00	1.56	1.56	1.7	1.63	1.68	2.97	1.94
12/31/2019 0:15	1.55	1.56	1.72	1.57	1.68	1.93	1.96
12/31/2019 0:30	1.55	1.56	1.71	1.62	1.68	1.83	1.94
12/31/2019 0:45	1.56	1.56	1.71	1.57	1.68	1.83	1.94
12/31/2019 1:00	1.55	1.56	1.72	1.56	1.68	1.83	1.93
12/31/2019 1:15	1.56	1.56	1.72	1.61	1.68	1.83	1.93
12/31/2019 1:30	1.56	1.56	1.7	1.61	1.68	1.82	1.93
12/31/2019 1:45	1.55	1.56	1.7	1.58	1.69	1.81	1.93
12/31/2019 2:00	1.55	1.56	1.7	1.57	1.69	1.81	1.91
12/31/2019 2:15	1.55	1.56	1.7	1.59	1.68	1.8	1.91
12/31/2019 2:30	1.55	1.56	1.7	1.61	1.68	1.81	1.93
12/31/2019 2:45	1.56	1.56	1.72	1.65	1.67	1.83	1.94
12/31/2019 3:00	1.56	1.56	1.73	1.64	1.66	1.85	1.95
12/31/2019 3:15	1.56	1.56	1.76	1.65	1.66	1.88	1.95
12/31/2019 3:30	1.55	1.56	1.74	1.61	1.66	1.86	1.95
12/31/2019 3:45	1.56	1.56	1.75	1.55	1.67	1.88	1.95
12/31/2019 4:00	1.57	1.56	1.75	1.56	1.67	1.87	1.93
12/31/2019 4:15	1.56	1.56	1.76	1.56	1.68	1.87	1.92
12/31/2019 4:30	1.56	1.56	1.77	1.62	1.68	1.86	1.94
12/31/2019 4:45	1.56	1.57	1.77	1.62	1.69	1.85	1.94
12/31/2019 5:00	1.57	1.57	1.74	1.63	1.69	1.84	1.95
12/31/2019 5:15	1.57	1.57	1.71	1.6	1.69	1.81	1.94
12/31/2019 5:30	1.57	1.57	1.69	1.6	1.69	1.79	1.93
12/31/2019 5:45	1.57	1.58	1.68	1.59	1.7	1.79	1.93
12/31/2019 6:00	1.58	1.59	1.71	1.57	1.69	1.8	1.92
12/31/2019 6:15	1.58	1.6	1.7	1.56	1.7	1.79	1.92
12/31/2019 6:30	1.59	1.6	1.7	1.57	1.69	1.79	1.91
12/31/2019 6:45	1.59	1.59	1.65	1.59	1.7	1.76	1.92
12/31/2019 7:00	1.58	1.58	1.68	1.59	1.7	1.76	1.92
12/31/2019 7:15	1.58	1.57	1.67	1.58	1.69	1.76	1.92
12/31/2019 7:30	1.57	1.57	1.66	1.56	1.69	1.75	1.91
12/31/2019 7:45	1.58	1.58	1.64	1.56	1.69	1.74	1.91
12/31/2019 8:00	1.58	1.59	1.63	1.54	1.69	1.74	1.9
12/31/2019 8:15	1.58	1.58	1.64	1.54	1.69	1.74	1.89
12/31/2019 8:30	1.57	1.58	1.63	1.54	1.69	1.73	1.89
12/31/2019 8:45	1.57	1.57	1.64	1.54	1.68	1.73	1.88
12/31/2019 9:00	1.57	1.56	1.63	1.56	1.68	3.67	1.88
12/31/2019 9:15	1.57	1.56	1.63	1.54	1.67	5.14	1.89
12/31/2019 9:30	1.57	1.55	1.64	1.57	1.67	5.12	1.9
12/31/2019 9:45	1.57	1.55	1.66	1.59	1.66	5.15	1.92
12/31/2019 10:00	1.56	1.55	1.65	1.58	1.66	5.13	1.92
12/31/2019 10:15	1.56	1.55	1.64	1.53	1.65	5.12	1.92

Date Time	K-Plant						
	K-Plant Intake #1 °C	K-Plant Intake #2 °C	EMD Plant Intake °C	Cat Plant Intake °C	K-Plant Discharge °C	EMD Plant Discharge °C	Cat Plant Discharge °C
12/31/2019 10:30	1.56	1.55	1.64	1.51	1.65	5.09	1.91
12/31/2019 10:45	1.56	1.56	1.63	1.55	1.65	5.11	1.89
12/31/2019 11:00	1.56	1.56	1.65	1.54	1.65	5.15	1.89
12/31/2019 11:15	1.56	1.56	1.66	1.52	1.65	5.15	1.9
12/31/2019 11:30	1.56	1.57	1.69	1.56	1.65	5.17	1.9
12/31/2019 11:45	1.55	1.57	1.7	1.56	1.66	5.17	1.91
12/31/2019 12:00	1.56	1.57	1.72	1.56	1.66	5.13	1.91
12/31/2019 12:15	1.56	1.57	1.73	1.54	1.67	5.2	1.92
12/31/2019 12:30	1.56	1.56	1.72	1.5	1.67	5.18	1.91
12/31/2019 12:45	1.55	1.56	1.72	1.52	1.67	5.15	1.91
12/31/2019 13:00	1.55	1.56	1.71	1.56	1.67	5.16	1.9
12/31/2019 13:15	1.55	1.56	1.71	1.5	1.67	5.14	1.9
12/31/2019 13:30	1.55	1.56	1.72	1.55	1.67	5.11	1.89
12/31/2019 13:45	1.55	1.56	1.72	1.57	1.68	5.16	1.9
12/31/2019 14:00	1.55	1.56	1.68	1.58	1.68	5.13	1.91
12/31/2019 14:15	1.55	1.56	1.68	1.56	1.68	5.11	1.91
12/31/2019 14:30	1.55	1.56	1.67	1.58	1.68	5.13	1.91
12/31/2019 14:45	1.55	1.55	1.68	1.58	1.67	5.12	1.92
12/31/2019 15:00	1.55	1.55	1.68	1.59	1.67	5.12	1.93
12/31/2019 15:15	1.56	1.56	1.73	1.61	1.67	5.18	1.94
12/31/2019 15:30	1.56	1.56	1.7	1.59	1.67	7.14	1.94
12/31/2019 15:45	1.56	1.56	1.7	1.61	1.67	9.23	1.94
12/31/2019 16:00	1.56	1.56	1.7	1.61	1.68	6.06	1.94
12/31/2019 16:15	1.56	1.56	1.69	1.61	1.68	5.26	1.95
12/31/2019 16:30	1.56	1.56	1.68	1.61	1.69	5.24	1.95
12/31/2019 16:45	1.56	1.56	1.67	1.6	1.69	5.2	1.95
12/31/2019 17:00	1.56	1.56	1.7	1.6	1.69	5.22	1.94
12/31/2019 17:15	1.56	1.56	1.7	1.6	1.69	5.2	1.95
12/31/2019 17:30	1.56	1.56	1.68	1.6	1.69	5.19	1.95
12/31/2019 17:45	1.57	1.57	1.68	1.6	1.69	5.2	1.95
12/31/2019 18:00	1.57	1.57	1.67	1.6	1.69	5.18	1.95
12/31/2019 18:15	1.57	1.57	1.69	1.6	1.69	5.18	1.95
12/31/2019 18:30	1.56	1.57	1.69	1.6	1.69	5.17	1.95
12/31/2019 18:45	1.57	1.57	1.68	1.6	1.69	5.16	1.95
12/31/2019 19:00	1.57	1.57	1.66	1.59	1.69	5.16	1.95
12/31/2019 19:15	1.57	1.57	1.67	1.59	1.69	5.18	1.95
12/31/2019 19:30	1.57	1.57	1.67	1.59	1.69	5.14	1.94
12/31/2019 19:45	1.57	1.57	1.66	1.57	1.69	5.14	1.94
12/31/2019 20:00	1.57	1.57	1.65	1.58	1.7	5.22	1.94
12/31/2019 20:15	1.57	1.57	1.64	1.58	1.7	5.67	1.94
12/31/2019 20:30	1.57	1.57	1.66	1.58	1.69	5.71	1.94
12/31/2019 20:45	1.57	1.57	1.69	1.57	1.7	5.72	1.93
12/31/2019 21:00	1.58	1.57	1.7	1.58	1.69	5.7	1.93
12/31/2019 21:15	1.58	1.57	1.71	1.58	1.69	5.74	1.93

Date Time	K-Plant						
	K-Plant Intake #1 °C	K-Plant Intake #2 °C	EMD Plant Intake °C	Cat Plant Intake °C	Discharge °C	EMD Plant Discharge °C	Cat Plant Discharge °C
12/31/2019 21:30	1.58	1.57	1.73	1.59	1.69	5.7	1.94
12/31/2019 21:45	1.57	1.57	1.73	1.59	1.69	5.68	1.94
12/31/2019 22:00	1.59	1.58	1.72	1.59	1.69	5.66	1.95
12/31/2019 22:15	1.59	1.58	1.7	1.59	1.7	5.68	1.95
12/31/2019 22:30	1.58	1.58	1.7	1.59	1.7	4.6	1.94
12/31/2019 22:45	1.58	1.58	1.69	1.58	1.7	4.21	1.94
12/31/2019 23:00	1.58	1.58	1.67	1.58	1.71	3.68	1.93
12/31/2019 23:15	1.58	1.58	1.66	1.58	1.71	3.6	1.93
12/31/2019 23:30	1.58	1.6	1.65	1.58	1.71	1.95	1.93
12/31/2019 23:45	1.58	1.61	1.65	1.57	1.71	1.77	1.92